



**REPUBLIC OF KENYA**

**WEST POKOT COUNTY GOVERNMENT**

**VOLUNTARY LOCAL REVIEW (VLR) 2024**

**On**

**SDGs Status Report**

**APRIL, 2024**

## Opening Statement



The Constitution of Kenya 2010 provide for devolved system of Government with the aim of bringing government services closer to the citizens. The County Government Act 2012 and the guideline stipulates the need for all counties to prepare five-year County Integrated Development Plans (CIDPs) in line with sustainable development goals. These plans are expected to integrate county governments' functions as specified in the Fourth Schedule of the Constitution and on relevant County policies. This follows the recognition of existential socio-economic challenges that are peculiar to our county. African

Union Agenda 2063 and the 2030 Agenda broadly converge on social development (people), inclusive economic development (prosperity), environmental sustainability (planet) Peaceful, inclusive societies and responsive institutions (peace), and on Building partnerships for implementation. The SDGs are global, their achievement will depend on actualizing them at the subnational levels. Voluntary Local Reviews (VLRs) are vehicles for local and regional governments to report their progress on the SDGs.

The SDGs implementation in West Pokot is hinged on the planning processes at the sub-national level. At the sector and Departments, SDGs have been mainstreamed in sector plans, and strategic plans. From the onset, our Annual Development Plans/programmes have maintained relevance to the Sustainable Development Goals. The county government managed to virtually address the five thematic areas as provided for by the Voluntary Local Review (VLR) guidelines 2024. These include, SDGs 1, 2,13, 16 and 17.

This report covers progress made in SDGs implementation in West Pokot County, particularly as per the VLR guideline. The five (5) SDGs provides an opportunity to evaluate the progress made regarding the implementation of the 2030 agenda and to identify challenges experienced during the reporting period. In the context of the provided guidelines, my team of technical officers have been tirelessly in documenting the milestones we have gained as a sub-national unit, in this cause. In view of the above, it is my pleasure to address myself to the SDGs and the status of our implementation to the select global goals.

To address the poverty level and zero hunger SDG 1 and 2, West Pokot County supported the community with free seeds of maize and fruits seedlings to increase production and stabilize food security. The county also supported farmers with improved breeds of livestock and drought resistance crops to adapt the hostile environment. Expanded irrigations schemes to ensure food production is sustainable. Conducted massive trainings to farmers to enlighten them on new technology approaches to address food security and end hunger. Supported over 44,000 students with bursary funds which helped the parents to save funds for school fees to address hunger.

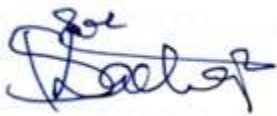
My administration has been vigilant on the matter of Climate Change and related concerns on SDG 13. Primarily, my government conducted community trainings on climate change and

conservation of forest resources. On the environmental agenda, the relevant department provided leadership that birthed the formulation of the relevant policy, regulatory and legal frameworks. We as a government, also distributed tree seedlings to farmers in a bid to restore the environmental ecosystem. We also trained forest guards to protect county forest, and this yielded results in as far as preserving biodiversity is concerned. Notably, we resourced the initiatives towards reclamation of degraded land across the county. In climate change funds the county is building and enhancing county's resilience/adaptive capacity to climate change and increase a low carbon economy for livelihood improvement. To this end the county has formulated county climate change policies and County Climate Change Action Plan. trained staff on climate change matters, resource mobilization through development Green.

SDG 16 To promote peace, the county government in collaboration with national government streamlined strategies of looking to the cause of conflict and addressed them basing of the areas of demand. The County also formed various peace committees to closely interact with the community and report insecurity matters at various levels. Drilling of boreholes and provision of pastures was done to address their area of need.

Strengthening partnership SDG 17 is one of the key roles played by West Pokot County through opening of communication mechanisms that serve as a centerpiece for effective partnership. The messaging is aimed at ensuring accessibility to information, The County Government is incentivizing stakeholders to strengthen collaboration. The county is strengthening domestic resource mobilization capacity to improve revenues through tax and other revenue collection. Promoting sharing of knowledge and best practices among different level of government and stakeholders encourages innovation and collaboration.

In conclusion, the county government of West Pokot recognizes that the implementation of the SDGs was a collaborative effort by different stakeholders that contributed to the achievements made in the implementation of the SGDs. I recognize the effort by the Council of Governors and the SDGs Coordination Directorate for streamlining SDG reporting to sub-national level.



**H.E. SIMON KITALEI KACHAPIN CBS, EGH**  
**GOVERNOR,**  
**COUNTY GOVERNMENT OF WEST POKOT**

## Foreword



The United Nations 2030 Agenda for Sustainable Development with its 17 Sustainable Development Goals and 169 targets aspire to ensure prosperity and well-being of all people by 2030 while protecting the planet. The breadth of the 2030 Agenda and its level of ambition aims at addressing the challenges of the present-day world that are of great concern to the countries and people everywhere. The overriding objective of the West Pokot County Government is to transform the citizen to a high quality of life, increased income, a clean and secure environment. In pursuit of this objective, the government places great emphasis on achievement of the Sustainable Development Goals as panacea for attaining a balanced socio-economic development. Since the adoption of the SDGs in 2016, there have been significant milestones towards the attainment of the SDGs in the county. County has aligned the County Integrated development plans (CIDP) and other frameworks with the SDGs, created awareness among different stakeholders, forged partnerships to translate the commitments into actions, and put in place projects and programmes aimed at achieving the SDGs among others. This is the third report for SDGs Goals, the first one that was VLR report prepared in 2019 and the second one was VSR prepared in 2023. The report shows achievements of the progress made towards attainment of the SDGs from initiation of the SDGs implementation. It highlights the trend of SDG indicator performance, key achievements, best practices, challenges and recommendations of SDGs implementations. The report also provides the methods and sources of data collections. A participatory process was applied to gather the information and data that was used to prepare this report. The report was prepared using VNR guidelines and to be presented during the 2024 High Level Political Forum (HLPF). The County Government is committed to the achievement of the SDGs and to ensure that we fast track all the SDGs Goals that are lagging behind. We recognize the collaboration, commitment and effective participation of all stakeholders who have greatly contributed to the progress made in the achievement of the SDGs. The county government reaffirms its commitment to working with all stakeholders and will enhance its effort during the decade of action to ensure that no one is left behind.



**HON. LORIONG'ONG'AR JOSHUA RUTO**  
**CECM FINANCE AND ECONOMIC PLANNING**

## Acknowledgement



I am delighted that West Pokot County has prepared a Voluntary Local Review (VLR) which focuses on implementations of Sustainable Development Goals. The production of the Voluntary Local Review has been a collaborative effort involving extensive consultations and input within County departments, National Government and development partners. I also wish to acknowledge the contribution of the Council of Governors and UNDP who provided guideline and technical support with useful information that enriched the document. Recognition goes to several other organizations and individuals who shared their views and comments towards improvement of the report. I really thank the Director Monitoring and Evaluation who is also the SDG Champion, Mr. Joel Akaule for his leadership, guidance and sacrifices made throughout the process of developing this VLR report.

I also extend my sincere gratitude to the departmental Focal Persons, Directors, Technical Officers and especially Chief Officers from line departments for their support, Special thanks also goes to the officers at County Economic Planning especially Director Budget and Planning Mr. Isaac Ritakou for their team work and effort in preparation of this VLR Report. Further, I take this opportunity to thank the County Executive Committee Member for Finance and Economic Planning Hon. Joshua Ruto and H.E The Governor for their steadfast leadership and overall guidance in the development of this report. To individuals and organizations, who/that in their diverse ways, made a contribution to this process I say thank you and look forward to your continued collaboration.

A handwritten signature in blue ink, appearing to be 'Priscilla'.

**PRISCILLA CHEBET MUNGO**

**CHIEF OFFICER FINANCE AND ECONOMIC PLANNING**

## Table of Contents

Opening Statement.....	2
Foreword.....	4
Acknowledgement .....	5
List of tables .....	6
Acronyms and Abbreviations .....	7
Executive Summary .....	8
Chapter One: Introduction .....	9
County Government Administrative Units.....	10
<b>Specific objectives of the County VLR.....</b>	<b>14</b>
<b>Linkage of VLR to the VNR.....</b>	<b>14</b>
Chapter Two: Methodology .....	15
Chapter Three: Policy and Enabling Environment .....	15
Leaving No One Behind.....	16
Chapter Four: Progress in implementation of the Goals (For each SDGs goal) .....	18
Challenges affecting implementing of SDGs at county level .....	24
Chapter Five: Means of Implementation .....	34
Financing the SDGs .....	34
ST&I as an enabler of SDG .....	35
Statistics and Data for SDGs.....	35
Partnerships .....	35
Institutional and Coordination Mechanisms .....	36
Capacity building.....	36
Chapter Six: Monitoring, Evaluation and Reporting of the Agenda 2030.....	37
Chapter Seven: Conclusion.....	37

### List of tables

Table 1: County Government Administrative Units.....	10
Table 2 Population Projections by Broad Age Groups.....	11
Table 3:Population of Persons with Disability by Type, Age and Sex .....	12
Table 4 progress of implementations of the SDG Goals .....	25

## Acronyms and Abbreviations

CIDP	County Integrated Development plan
CSOs	Civil Society Organization
GBV	Gender Based Violence
GDP	Gross Domestic Product
KNBS	Kenya National Bureau of Statistics
M&E	Monitoring and Evaluation
SDG	Sustainable Development Goals
VLR	Voluntary Local Review
VNR	Voluntary National Review

## Executive Summary

Kenya's Development Agenda is anchored on the Kenya Vision 2030. This aims at creating "a globally competitive and prosperous country with a high quality of life by the year 2030". The Vision seeks to transform Kenya into "a newly industrialized, middle-income country providing a high quality of life to all its citizens in a clean and secure environment.

This report is divided into 5 Chapters; Introduction which gives a brief description of County background, objective of VLR and the linkage of the VLR to the VNR. Chapter two provided the Methodology used in developing of the report including Indicator selection, Data collection and Stakeholder Engagement;

Chapter three focused on Policy and Enabling Environment which include integration of the 3 dimensions in county plans, policies and budget process and Leaving No One Behind; chapter four was the key area which provided information on Progress in implementation for each of the Goals providing the goal, baseline data, current status, best practices, challenges and recommendation. Where it indicates the county poverty level dropped from 67.8 percent in 2016 to 57.3 percent in 2023. This was attributed to provision of free maize seeds to farmers and bursary for all learners. Implementation of processing plants for mango, milk and meat which are readily available value chains.

chapter five highlighted Means of Implementation of the SDGs in terms of financing the SDGs, Investment opportunities, ST&I, Statistics and Data for SDGs, Partnerships, Institutional and Coordination Mechanisms and Capacity building; Monitoring, Evaluation and Reporting of the Agenda 2030 and conclusion which summarize the key challenges of the Review and follow-up actions.

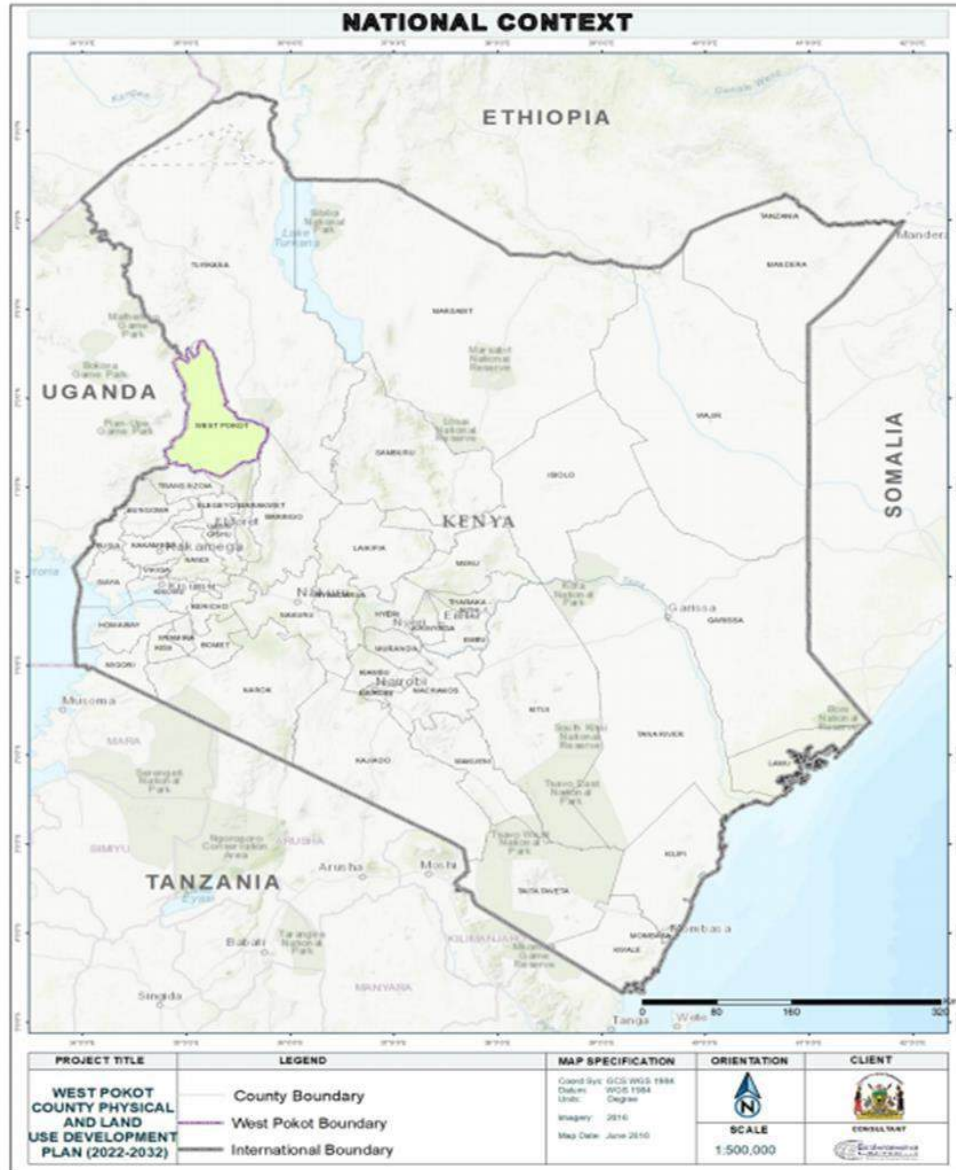
The implementation of the SDGs in Kenya is monitored through the preparation of SDGs progress reports as well as the National Voluntary Reviews (VNRs). West Pokot prepared its first VLR in 2019, Prepared the Voluntary Sub-National Review in 2023 being among the 7 counties selected. The preparation of the 2024 VLR was consultative and aimed at increasing ownership of the process.



## Chapter One: Introduction

West Pokot County is one of the 14 Counties in the rift valley region covering an area of approximately 9,123.3 Km<sup>2</sup>, with headquarters located at Kapenguria. The County is made up of six sub counties, four constituencies, twenty wards and one hundred and three villages. The county population is projected at 661,258 persons in 2022 of which 49.4 percent is male and 50.5 percent is female. Youth population accounts for 26.3 percent while persons with disability population stands at 1.49 percent.

The County is mainly inhabited by the Pokot community with the minority community of Sengwer. The County is known for its rich cultural heritage that includes Simar, Sintagh annual cultural festivals and Sapana. The County is a home to the famous Kapenguria six cells which is found in Kapenguria Museum. It has three main livelihood zones namely pastoral, Agro-pastoral and mixed farming. Livestock keeping and farming are key economic activities within the county supporting livelihoods of more than 80 per cent of the county population. The county is rich in minerals such as gold, copper and limestone. The Turkwel Dam located in the county with its main source of river Suam serves as hydroelectric power production, and fisheries and tourist attraction site, is the only largest water body in the county. The County economy is estimated at Kshs.46.8 billion. In 2024, the county was privileged to have Simba Cement factory initiated at Sebit producing the highest quantity of Clinker in the Country. The county has over 70 percent of semi-arid land and 30 percent highlands.



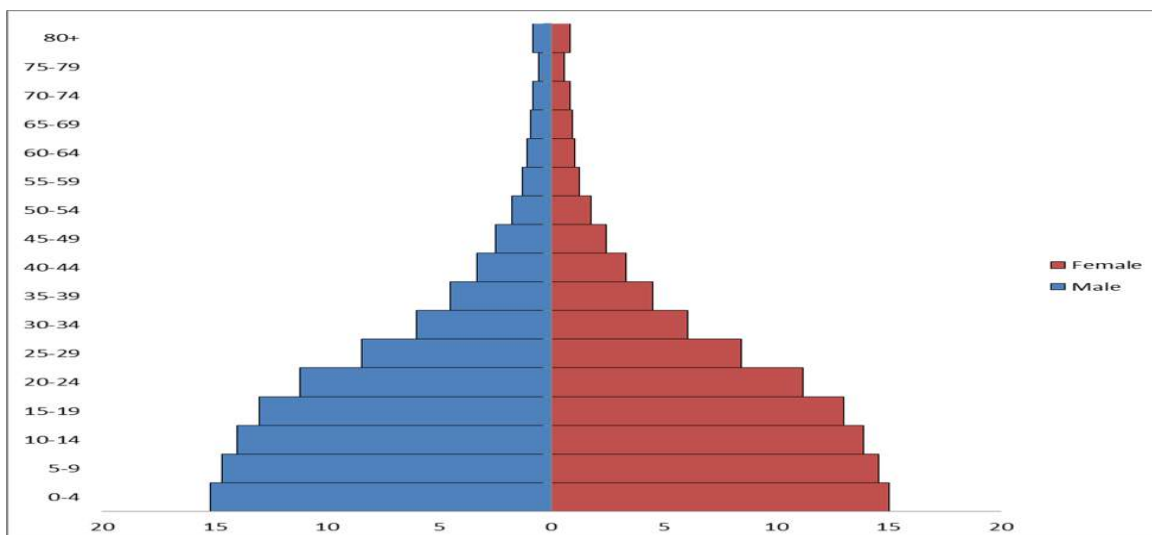
### County Government Administrative Units

Table 1: County Government Administrative Units

Sub County	No. of Wards	No. of Villages
KIPKOMO	2	11
POKOT CENTRAL	4	20
POKOT SOUTH	2	10
WEST POKOT	6	31
POKOT NORTH	3	16
KACHELIBA	3	15
Total	20	103

Source: County Government of West Pokot, 2022

The County Government Act established the Villages as the lowest administrative units. The West Pokot County Village Units Delineation Act, 2017 established 103 villages.



*County Population Age Structure*

### Population Projections by Broad Age Groups

*Table 2 Population Projections by Broad Age Groups*

AGE GROUP	2019 (census)			2022 (projection)			2025 (projection)			2027 (projection)		
	M	F	Total	M	F	Total	M	F	Total	M	F	Total
Infant Population 1<	9,94 4	10,0 68	20,0 12	10,5 91	10,7 23	21,3 13	11,2 79	11,4 20	22,6 99	11,7 63	11,9 10	23,6 73
Under 5 Population	68,7 54	68,0 78	136,8 32	73,2 25	72,5 05	145,7 30	77,9 86	77,2 20	155,2 06	81,3 32	80,5 32	161,8 64
Pre-school (3-5years)	35,9 54	35,4 72	71,4 26	38,2 92	37,7 79	76,0 71	40,7 82	40,2 35	81,0 17	42,5 31	41,9 61	84,4 92
Primary Scho	81,4 06	82,1 90	163,5 96	86,7 00	87,5 35	174,2 35	92,3 37	93,2 27	185,5 64	96,2 98	97,2 26	193,5 24

ol (6-13years)													
Secondary School (14-19 years)	51,802	49,557	101,359	55,171	52,780	107,950	58,758	56,212	114,970	61,278	58,623	119,901	
Youth (15-29 years)	79,955	83,508	163,463	85,154	88,938	174,092	90,692	94,722	185,413	94,582	98,785	193,366	
Women of Reproductive Age (15-49)		131,035	131,035	-	139,556	139,556	-	148,631	148,631	-	155,006	155,006	
Economically Active population (15-64)	140,198	145,676	285,874	149,315	155,149	304,463	159,024	165,238	324,262	165,845	172,325	338,171	
Aged (65+)	7,703	10,159	17,862	8,204	10,820	19,024	8,737	11,523	20,261	9,112	12,017	21,130	

Source: KNBS-2019 Kenya Population and Housing Census

## Population of Persons with Disability

Table 3: Population of Persons with Disability by Type, Age and Sex

Category	Age 5+			5-14			15-24			25-34			35-54			55+		
	Total	Male	Female	Total	Male	Female	Total	Male	Female	Total	Male	Female	Total	Male	Female	Total	Male	Female
Visual	1,909	862	1,047	340	182	158	224	128	96	153	70	83	284	144	140	908	338	570
Hearing	1,527	733	794	451	239	212	239	121	118	193	86	107	243	117	126	401	170	231
Mobility	2,271	1,051	1,220	531	282	249	298	156	142	228	105	123	410	199	211	804	309	495
Self-care	1,249	587	662	423	215	208	213	107	106	137	61	76	148	84	64	328	120	208
Cognition	1,269	593	676	392	204	188	248	130	118	165	69	96	194	89	105	270	101	169
Communicating	1,030	524	506	398	213	185	210	115	95	132	61	71	145	71	74	145	64	81
<b>Total</b>	<b>9,255</b>	<b>4,350</b>	<b>4,905</b>	<b>2,535</b>	<b>1,335</b>	<b>1,200</b>	<b>1,432</b>	<b>757</b>	<b>675</b>	<b>1,008</b>	<b>452</b>	<b>556</b>	<b>1,424</b>	<b>704</b>	<b>720</b>	<b>2,856</b>	<b>1,102</b>	<b>1,754</b>

Source: KNBS-2019 Kenya Population and Housing Census

The monetary poverty rate for West Pokot is 57.3% which is 22-percentage points higher than the

national rate of 35.7% with approximately 355,797 people in West Pokot being monetarily poor. West Pokot has a multidimensional poverty rate of 82%, which is 25-percentage point higher than the monetary poverty rate of 57.3% with a total of 510,522 people being multidimensionally poor. When disaggregated by age groups, 83.2% of children in West Pokot are multidimensionally poor. This is 31-percentage points higher than the national average of 52.5%. Among the youths, 75.2% are multidimensionally poor compared to a national average of 48.1% while for the elderly population, 89.5% are multidimensionally poor compared to a national average of 55.7%.

### **1.1.Rationale**

The 2030 Agenda is based on a principle of universality that every country should contribute to achieving the larger vision of sustainable development. It encourages all of us to take bold and transformative steps which are urgently needed to shift the world onto a more sustainable and resilient path. Accordingly, this implies that all relevant actors must go beyond a business-as-usual approach to achieve this change.

The SDGs were launched in Kenya on 14<sup>th</sup> September 2016 and a National Focal Point was established within the State Department for Planning to offer technical backstopping for SDGs within government and among various stakeholders. The mechanism for coordination between the national and county governments was worked out with the establishment of an operational SDGs unit at the Council of Governors (CoG) Secretariat to support Counties in SDGs implementation and monitoring. The 2030 agenda defines a follow up and review process through Voluntary National Reviews (VNRs). The VNRs are part of the follow-up and review of the 2030 Agenda for Sustainable Development.

County governments have a great responsibility in the provision of key services most of which are critical to the attainment of SDGs targets. In the formulation and implementation of the County Integrated Development Plans (CIDP), counties have mainstreamed the SDG goals hence the need for reporting the status of implementation through the preparation of the Voluntary Local Review Report. The theme for 2024 VNR is ***“Reinforcing the 2030 Agenda and eradicating poverty in times of multiple crises: the effective delivery of sustainable, resilient and innovative solutions”***. Key focus is given to five goals, namely SDG 1, SDG 2, SDG 13, SDG 16 and SDG 17.

## **Objectives of the County VLR**

The specific objectives of the VLR process include to:

- Measure the progress made in the achievement of SDG Goals and report on them
- Assess how well SDGs have been mainstreamed in the County CIDP and identify gaps
- Examine the level of participation and engagement of all stakeholders in planning, institutionalization, budgeting, implementation, monitoring & evaluation and generation of data to ensure no one is left behind.
- Assess the alignment of the SDGs to National priorities and the AU Agenda 2063.
- Define and examine the functionality of institutional coordination mechanisms for SDGs.
- Access the SDG Accelerators bottlenecks and identify policies and programmes to trigger positive multiplier effect across SDGs and targets.
- Examine how SDGs have been integrated into Budgets and funding for SDGs.
- Examine the availability of data for Monitoring and reporting on SDGs.
- Examine the awareness, advocacy, resources and partnerships built by the County on SDGs
- Identify gaps and find out how Policy integration balancing all three SD dimensions: social, economic growth and environmental protection has been implemented.

## **Linkage of VLR to the VNR**

African Union Agenda 2063 and the 2030 Agenda broadly converge on social development (people), inclusive economic development (prosperity), environmental sustainability (planet) Peaceful, inclusive societies and responsive institutions (peace), and on Building partnerships for implementation.

While the SDGs are global, their achievement will depend on actualizing them at the subnational levels. Voluntary Local Reviews (VLRs) are a vehicle for local and regional governments to report their progress on the SDGs. The VLRs build on the national SDGs process through integration of VNRs – VLRs processes.

VLRs help monitor and evaluate progress on SDG implementation and also facilitate social inclusion, multi-level coordination, and prioritization in planning and budgeting

The sustainable development Goals are undertaken to complete unfinished MDGs thus need for continuous tracking of its progress both from global, regional, country and sub-country levels.

Just as the VNR provides a tracking mechanism at the National level, VLR will be used for tracking progress at sub-National (counties) level.

## Chapter Two: Methodology

The development of this Voluntary Local Review (VLR) was spearheaded by the SDGs Champion within the department of Finance and economic planning which was mandated to coordinate the implementation and reporting of SDGs in the county. The County have departmental focal point persons to who assisted in data collection, preparation and analysis of SDG reports.

County stakeholders play a key role in the SDGs process, the preparation followed a highly consultative process which was open, inclusive and participatory involving key stakeholders to increase ownership in the process.

The first draft was prepared by the County Technical Working Committee on SDGs. Desktop review was done from SDGs progress reports, Previous VLRs, VNRs, Kenya Vision 2030, County Integrated Development Plans, County Budget Implementation reports, SDGs Policy Gaps Analysis Report, Global and regional reports, Stakeholder engagement framework, KNBS Reports, UNICEF, among other relevant reports It was also based on the experience and lessons learnt in implementation of the SDGs in the County. The document was then validated by stakeholders.

## Chapter Three: Policy and Enabling Environment

Pursuant to Section 166 of the Public Finance Management Act, 2012. The PFM Act requires this report prepared by the accounting officers and consolidated by the County Treasury to include both financial and non-financial information for all county Departments and entities.

CoK 2010 article 23 (1) The High Court has jurisdiction, in accordance with Article 165, to hear and determine applications for redress of a denial, violation or infringement of, or threat to, a right or fundamental freedom in the Bill of Rights. And Article 27, (3) Women and men have the right to equal treatment, including the right to equal opportunities in political, economic, cultural and social spheres.

National Gender and Equality Commission Act No 15 of 2011 section 8 (a) promote gender equality and freedom from discrimination in accordance with Article 27 of the Constitution;

County Climate Change Policy and the Act and County Disaster Management Policy and Act provide guidance for the approaches made in implementation SDG goals at the county level.

Poverty Graduation Policy supported by village enterprise focuses on; Strengthen access to quality adult education in the County, Strengthen existing shock responsive County social

protection frameworks and establish a comprehensive social security arrangement that will extend legal coverage to all vulnerable groups, Establish institutions and provide resources needed to provide social assistance to the various target populations including vulnerable women, children, youth and PWDs, Integrate traditional early warning systems to government systems, Integrate women, youth and people living with disabilities in all poverty graduation programmes to cushion them from social and economic shocks and Develop a legal framework for addressing climate change mitigation and adaptation.

### [Integration of the 3 dimensions in county plans, policies and budget process, public participation, sensitization forums and validation meetings.](#)

The County Government Act, 2012 Section 108 requires County Governments to prepare 5-year County Integrated Development Plans and the Annual County Budgets to implement them. Section 102 (h) of the Act mandates the county planning to provide a platform for unifying planning, budgeting, financing programmes, implementation and performance review. The County Planning Unit is responsible for coordinated integrated development planning. County plans have the goal of promoting harmony with national and other county plans. Further, Section 104(1) of the Act states that, “a county government shall plan for the county executive and no public funds shall be appropriated outside the planning framework developed by the County Executive Committee and approved by the County Assembly”. It also states that the county planning framework shall integrate economic, social, environmental and spatial planning.

Budget process is conducted in an inclusive manner where community are given chance to give their priority projects/programmes for implementations yearly. H.E Governor gives his annual report on the implementation progress as sign of feedback to community. Sensitizations of stakeholders and the community is done through meetings, local radio of Kalya, Kokwo and North Rift radios.





*Figure 1 Community participating in Budget process during public participation, Endugh Ward*

### **Leaving No One Behind**

The 2030 Agenda in bringing the principle to leave no one behind to be implemented under social protection framework. The CIDP 2023-2027 has clearly highlight the role of data in implementing the principle to leave no one behind, by disaggregating indicators and incorporating the principle into localized indicators. In terms of groups at risks of being left behind, women, children and youth, disabled and the elderly find most attention in the VLR reports. County identified four wards to be marginalized wards; Masol, Kiwawa, Endugh and Kasei wards.

The county implemented an integrated project in Masol ward, opened new major roads in Endugh and Kasei, constructed major water dam in Kiwawa supported by World Bank. In addition, initiated county bursary is for all students, all applicants received equal share according to the level of Education. During 2023-2024, county government allocated ksh. 600,000,000 to bursary funds representing 10 percent of the total county budget since it's a priority in the county. The county has supported Vulnerable groups including PWD with supportive materials.



*Figure 2: Women for Masol ward fetching water from drilled and upgraded borehole*

## Chapter Four: Progress in implementation of the Goals (For each SDGs goal)

Brief summary of achievement made by the county Government in addressing SDGs.

### **SDG 1 Zero Poverty**

To ensure reduction in poverty level, the county Operationalized Cooperative Development Fund, distributed 2360 Tons of subsidized fertilizers 42 distributed, supported with 11,363 bales of maize seeds, benefiting 136,356 households across the county. constructed 8 irrigation schemes and 1 rehabilitated. Establishment of 100 Ha coffee, 300 Ha of Cotton, 120 Ha of Tea, 2400 Ha of Sunflower, 220 Ha of Sisal and 2000Ha of pyrethrum, Restored livelihood of 6,516 households through funding of micro-projects under emergency locust response program. Achieved 18.5 Ha of Grafted Mangoes, Tissue Culture Bananas, Pawpaw and Avocadoes. Achieved 129 Ha under onions and cabbages. Constructed Irish potato and onion cold storage at Kamelei and Ortum. Partnered with Sema Kenya Project to promote tomato value addition. Completed of Nasukuta Export Abattoir. Vaccinated 808,722 cattle, 1,147,625 sheep and goats, 1,268 dogs, and 3,188 camels as at 2020 and Vaccinated 33,270 Goats against CCPP, 18,000 cattle vaccinated against CBPP, 102 dogs vaccinated against rabies. constructed 10 Fresh Produce Markets to promote conducive business

environment and boost county own source revenue. Constructed 19 cattle dips 11 cattle dips repaired, 16 metallic crushes constructed, and 100 foot spray pumps were purchased. 5 Artificial Insemination centers were established. The county government recruited 17 livestock / veterinary officers. 355 Ha of Horticultural Crops and 3000 Ha of traditional crops. 7 farmer Cooperative societies were supported with a total of KES 3,226,150 as inclusion grant.

## **SDG 2 No hunger**

To ensure no hunger for the citizens the county made 50 facilities to Family Planning commodity secure, 24.8% women of reproductive age had access to family planning.26.5% of pregnant women were able to attend 4<sup>th</sup> ANC visit, introduced school feeding program to ECDE; fortified porridge flour. 8 irrigation schemes were constructed and 1 was rehabilitated. Increase of health facilities from 104 in 2017 to 154 in 2022. 60.3% of baby deliveries were conducted by skilled attendants with 6% of mothers attended 1<sup>st</sup> post-natal care services. Distribution of ;875 dairy cattle breeds,780 Sahiwal bulls,72 pedigree dairy bulls, 626 cattle Artificially Inseminated,3676 Galla goats,20 camels,178 Bee Hives,85,500 improved indigenous poultry breeds, 133 wool sheep and 750kg of Boma Rhodes seeds.

## **SDG 13 Climate Change Action:**

The County forestry distributed 423,150 tree seedlings to farmers, planted 5 Ha of School land. To promote dry land forestry, the county forest agency planted 32,000 seedlings. The relevant county department conducted community trainings on climate change and conservation of forest and tree resources in County climate change policies, development of County Climate Change Action Plan was formulated.

The sector further established key climate change frameworks including the West Pokot Climate Change Act 2020, County Climate Change Policy, County Climate Change Action Plan, County Climate Change Adaptation Plan and County Climate Information Service Plan. Climate change governance structures have been put in place comprising of a Steering Committee, County Climate Change Secretariat, a Technical Working Group and Ward Based Climate Change Planning Committees.

**SDG 16: Promote peaceful and inclusive societies for sustainable development, provide access to justice for all and build effective, accountable and inclusive**

To promote peace, county Initiated relationships with various donors; Anglican Development Services (ADS), Rotary club, ICRISAT, and Village Enterprise, admission of West Pokot into the Frontier Counties development Council, FCDC, in 2018, and accessed NEDI (North Eastern Development Initiatives) World Bank funding of Ending Drought and Emergencies Program and EU the Programmes. AIC Cure Internal Kenya supported various people living with disabilities (PLWDs) in the County.

The county also Conducted Cross border peace meetings at Chepsukunya, Achorichor and Nakonyen, Peace caravan lead by His Excellency the Governor and provision of relief food to the insecurity affected routes Cheptulel, Turkwel and Ombolion in Kasei ward. Conducted three delegations from Bukwo district of Uganda to discuss matters of security on animals migrating in search of water and pasture. Attended a meeting organized by Oasis Peace Networking on matters peace communication, The meeting was focusing on lessening conflicts facing communities by equipping people with skills in mediations and negotiation together with provision of mentorship programs to the youth through partnership with schools and professionals in private and public sectors. Held five-day meeting in Isiolo to discuss peace programs. Held several peace building forums in the conflict affected areas of west pokot county including the following; Tapach (Kamalokon and Kapusien), Chesegon, Sarmach and Ombolion. The directorate visited Swedish embassy in Nairobi to pursue talk on peace building programs. The directorate is currently developing West Pokot County Peace Building and Reconciliation Policy.

In partnership with world vision the directorate held peace building and reconciliation meeting that brought together leaders from West Pokot, Elgeiyo Marakwet and Baringo Counties. Also involving of the youth to actively participate in tournaments to give them an alternative way of addressing livelihood. Youth teams from Turkana, Baringo, Elgeiyo Marakwet and West Pokot Counties.



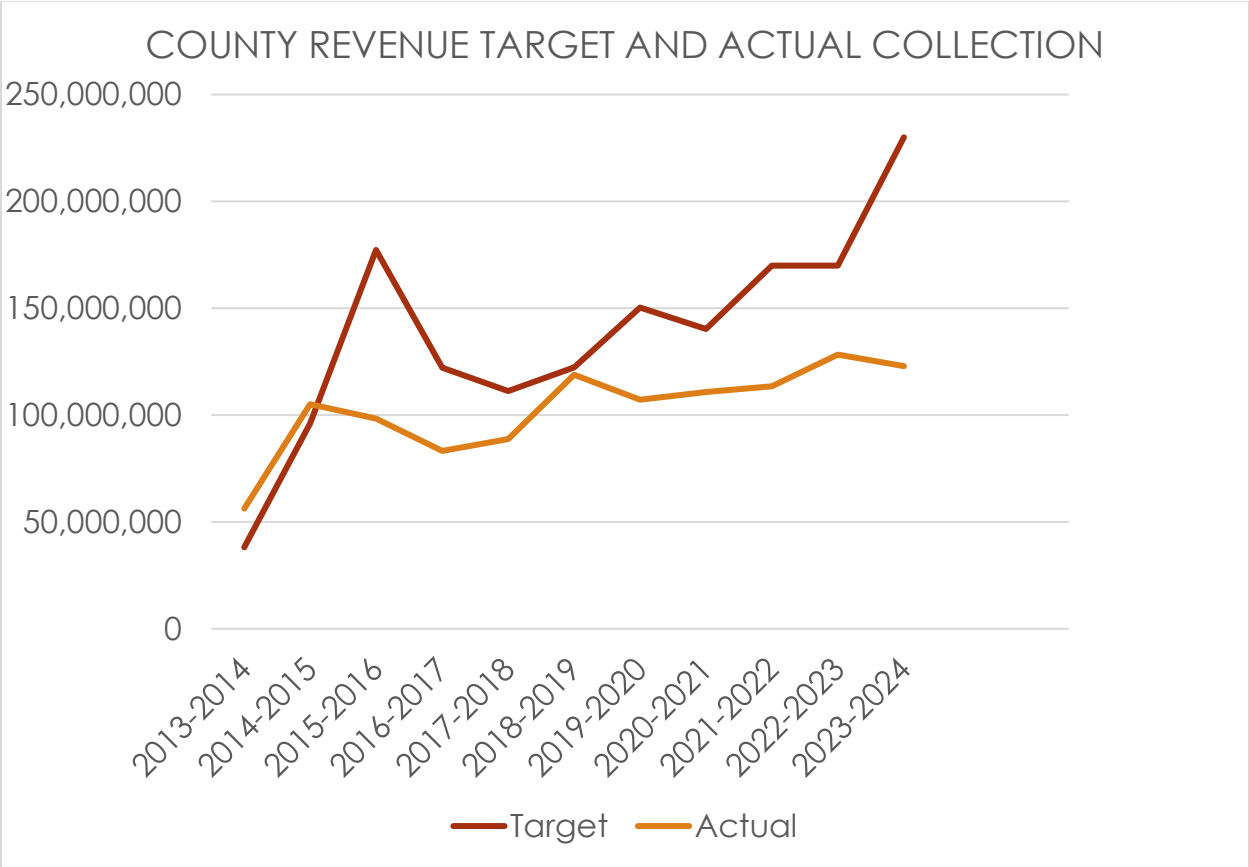
*Figure 3: Youth engaged in football tournaments at Makutano Stadium Kapenguria, to shift their mind from cattle rustling*

### **Goal 17. Strengthen the means of implementation and revitalize the Global Partnership for Sustainable Development**

- The County has promoted and fostered partnerships with private sector organizations, civil society, and international organizations to promote social equity, environmental and sustainable development Towards this end, the county has developed policies and regulations that support growth of sustainable partnerships and diversified investment.
- Strengthened partnership with stakeholders such as USAID KUZA organizing on future partnership focusing on Disaster Risk Reduction activities in the County.
- Taking advantage of climate change funds, the county is building and enhancing county's resilience/adaptive capacity to climate change and increase a low carbon economy for livelihood improvement. To this end the county has formulated county climate change policies and County Climate Change Action Plan (Adaptation and Mitigation), trained staff on climate change matters, resource mobilization through development Green.
- County Government has opened communication mechanisms that serve as a centerpiece for effective partnership. The messaging is aimed at ensuring accessibility to information, The County Government is incentivizing stakeholders to strengthen collaboration. In this regard, the CIDP has articulated the role of stakeholder's synergy in addressing county emerging challenges.



- The county is strengthening domestic resource mobilization capacity to improve revenues through tax and other revenue collection. The county is also using innovative methods like public partnerships and philanthropy to resource mobilize. This is meant to augment the equalization fund, conditional grants, and the equitable share from the national government.
- Promoting sharing of knowledge and best practices among different stakeholders to encourage innovation and collaboration.
- Prepared West Pokot TADAT Reap Revenue collection strategy for West Pokot and Updated Business register/receivables and collected revenue from single business permit. The county own source revenue is showing a positive deviation as indicated below, this was attribute through outcome indicators SDG interventions at the county such has construction of Fresh market produces, sale yards and many more.



## Success stories

- **Addressing insecurity:** Construction of 7 peace boarder schools to address the insecurity along the border region. Participated in inter-counties tournaments to bring youth together.
- Provision of County bursary for all, the county supported 44,303 beneficiaries in 2024
- **On Leaving No One Behind,** the county identified Masol ward as a marginalized ward and implemented an integrated project with the composition of health centre, primary school, drilling of borehole and upgrading to solar power and opening of roads network
- **Utilization of available resources:** The County constructed milk processing plant, Mango processing plant and Nasukuta meat export abattoir.
- **Food security;** the county initiated 8 small irrigation schemes, provide free maize seeds to county households. Introduced improved livestock breeds such as Sahiwals, Conducted massive vaccination of livestock.
- **Policies formulation and approvals:** county developed and approved climate change policy and disaster risk management policy which are very important in addressing SDG 13 and SDG 16.
- **Increased budget allocation to ward specific programmes and projects:** The county government in addressing implementation of SDG goals, increased budget allocation to ward specific programmes to boost implementation of priority projects.
- **Community Ownership.** Use of community approach through community e.g Led Total Sanitation (CLTS) Strategy. The community take charge in monitoring of implementations and ensuring its operationalization when completed.
- **Public participation approach;** about 90 percent of the projects implemented by the county government is from community proposed priorities. The number of participants also
- **Adoption of best business model** in upcoming implementations, the use of Community Based Approach in ownership and implementation worked very well in West County.
- **Adoption of geographic information system (GIS)** has enabled efficiency and effectiveness in delivery of work.



Figure 4: health Centre for Masol integrated

## Challenges affecting implementing of SDGs at county level

- **Inadequate Policies and institutional framework:** The low achievements realized in some departments were attributed to lack of comprehensive policies, legislation and other institutional frameworks to support implementation of programmes and projects in the County Integrated Development Plan.
- **Low funding:** inadequate funding of projects/programmes has affected implementations of priority programmes/projects.
- **Inadequate ICT infrastructure** some county departments were connected with internet connectivity affecting effective communication and service delivery.
- **Inadequate staff trainings**, most of the technical officer have not been trained on SDG implementation and reporting.
- **Disasters** is a serious disruption in the functioning of a society that results in wide spread human, social, economic or environmental losses, which exceed the ability of the affected society to cope, using its own resources. in the period under review the county experienced various disasters; landslide and flooding in Muino, (Weiwei Ward), Chesegon (Lomut ward) and Nyarkulian (Tapach Ward) which led to loses of human lives, displacements, livestock, destruction of roads, bridges, farms and disruption of communications network.



- **Pests and disease outbreaks.** Emerging crop pests and diseases (locust, army worms, foot and mouth disease) has affected agricultural and livestock production leading to reduced productivity, market access, increase mortality, cost of production and harvest losses.
- **COVID-19 Pandemic:** The containment measures put in place to curb the spread of COVID-19 pandemic affected budget implementation. Revenue sector was highly affected.
- **Weak coordination and reporting mechanism.** The weak project technologies such as M&E Systems, project database, ICT connectivity.
- Insecurity along the border areas;

Table 4 progress of implementations of the SDG Goals

GOAL	TARGET	CORRESPONDING AU TARGET	INDICATOR	BASE LINE	COUNTY CURRENT STATUS IN IMPLEMENTATION	DATA SOURCES	BEST PRACTICES	CHALLENGES	RECOMMENDATIONS
Goal 1: End poverty in all its forms everywhere	By 2030, eradicate extreme poverty for all people everywhere, currently measured as people living on less than \$1.25 a day	Target 7: Reduce 2013 levels of poverty by at least 30%	1.2.1 Proportion of the population living below the national poverty line, disaggregated by sex and age group	67.8% 2016	57.3% 2022	CIDP 2018-2022  And CIDP 2023-2027  KNBS Surveys	Use of Labour based approach in interventions and investments in the key social sectors of education, health and water and sanitation	Inadequate funds for county allocations	There is need to improve on priority programmes and projects with focus on invest more in social sectors of water, Health, Housing, Education, Sanitation and hygiene (WASH) Programs. Promote programs that reduce poverty.
	By 2030, reduce at least by half the proportion of men, women and children of all ages living in poverty in all its dimensions according to national definitions		1.2.2 Proportion of men, women and children of all ages living in poverty in all its dimensions according to national definitions (child poverty)	In 2014 83%	In 2019 77%	2014: Kenya Child Poverty Study (KNBS & Unicef) Inequalities in Wellbeing in Kenya Report based on 2009 and 2019 KPHC		Delay in operationalization of completed projects i.e fresh market produce	
	Implement nationally appropriate social protection	Target 12: At least 30% of vulnerable	1.3.1 Percentage of the population covered by	56.97 2019 census	55.49 CIDP 2023	CIDP and Census Report 2019	The community take ownership of	The is low data collection and analysis of	There is need to prioritize programmes for social protections.

GOAL	TARGET	CORRESPONDING TARGET	INDICATOR	BASELINE	COUNTY CURRENT STATUS IN IMPLEMENTATION	DATA SOURCES	BEST PRACTICES	CHALLENGES	RECOMMENDATIONS
	systems and measures for all, including floors, and by 2030 achieve substantial coverage of the poor and the vulnerable	populations provided with social protection.	<i>social protection floors/systems, disaggregated by sex, and distinguishing children, the unemployed, old-age persons, persons with disabilities, pregnant women/newborns, work injury victims, the poor and the vulnerable</i>				<i>interventions</i>	<i>the outcome indicators</i>	
	By 2030, build the resilience of the poor and those in vulnerable situations and reduce their exposure and vulnerability to climate-related extreme events and other economic, social and environmental shocks and disasters	<i>Target 81: Increase the proportion of farm, pastoral, and fisher households resilient to climate and weather-related risks to 30%.</i>	<i>1.5.1* Number of deaths, missing people, injured, relocated or evacuated due to disasters per 100,000 people</i>	<i>70/100,000</i>		<i>Annual County disaster report</i>	<i>Massive planning of trees to landslide areas and installation of lightning arrestors Supporting of the affected/displaced community with basic needs.</i>	<i>Inadequate data for disaster issues</i>	The County needs put in place an integrated disaster management approach bringing all stakeholders together
	1.a Ensure significant mobilization of resources from a variety of sources, including through enhanced		<i>1.a.1 Percentage of resources allocated by the government directly to poverty reduction programme</i>	<i>31.11 2018-2019</i>  <i>47 2018-2019</i>	<i>30.0 2023-2024</i>  <i>44 2023-2024</i>	<i>County Government Budget Implementation Reports 2018/19 and 2023/24</i>	<i>Affirmative action for programmes that addresses poverty</i>  <i>Affirmative action to</i>	<i>Inadequate funds to balance all the priority programmes</i>  <i>There is</i>	<i>There is need to strengthen resource mobilize to boost intervention of reducing poverty</i>  <i>There is need</i>

GOAL	TARGET	CORRESPONDING TARGET	INDICATOR	BASELINE	COUNTY CURRENT STATUS IN IMPLEMENTATION	DATA SOURCES	BEST PRACTICES	CHALLENGES	RECOMMENDATIONS
	development cooperation, in order to provide adequate and predictable means for developing countries, in particular least developed countries, to implement programmes and policies to end poverty in all its dimensions		<i>es</i>  <i>1.a.2 Spending on essential services (education, health and social protection) as a percentage of total government spending</i>				<i>address illiteracy</i>	<i>still high number of school dropouts due to lack of school fees</i>	<i>to map all the affected students and put them under full scholarship programmes to avoid dropouts</i>
Goal 2. End hunger, achieve food security and improved nutrition and promote sustainable agriculture	By 2030, end hunger and ensure access by all people, in particular the poor and people in vulnerable situations, including infants, to safe, nutritious and sufficient food all year round	Target 10: Reduce the 2013 levels of the proportion of the population who suffer from hunger by at least 80%.	<i>Prevalence of undernourishment</i>		46.8	<i>Kenya Poverty Report, 2021</i>	<i>Women groups and plwd groups supported</i>		<i>There is need to introduce enough drought resistant</i>
			Prevalence of moderate or severe food insecurity in the population, based on the Food Insecurity Experience Scale (FIES)		<i>Moderate=9.8 Severe= 1.9</i>	<i>SMART SURVEY 2022</i>	<i>Supporting community with subsidized maize seeds Introduction of irrigation schemes Provision of school feeding programme to ECDE Children</i>	<i>Prolonged droughts Pest and diseases Climate change issues</i>	
	By 2030, end all forms of malnutrition, including achieving, by 2025, the internationally agreed		<i>Prevalence of stunting (height for age &lt; -2 standard deviation from the median of the World Health</i>		<i>33.5 BOYS=36.2 GIRLS =33.8</i>	<i>SMART survey July 2022, Kenya Demographic and Health Survey 2022</i>			

GOAL	TARGET	CORRESPONDING TARGET	INDICATOR	BASELINE	COUNTY CURRENT STATUS IN IMPLEMENTATION	DATA SOURCES	BEST PRACTICES	CHALLENGES	RECOMMENDATIONS
	targets on stunting and wasting in children under 5 years of age, and address the nutritional needs of adolescent girls, pregnant and lactating women and older persons		<i>Organization (WHO) Child Growth Standards) among children under 5 years of age</i>						
			<i>2.2.3 Prevalence of malnutrition (weight for height &gt;+2 or &lt;-2 standard deviation from the median of the WHO Child Growth Standards) among children under 5, disaggregated by type (wasting and overweight)</i>					<i>The data acquisition site is not adequate</i>	<i>There is need for county to develop tracking tool for the prevalences at regular basis</i>
	<i>2.a Increase investment, including through enhanced international cooperation, in rural infrastructure, agricultural research and extension services, technology development and plant and livestock gene banks in order to enhance agricultural</i>		<i>2.a.1 The agriculture orientation index for government expenditures</i>				<i>Mapping of marginalized areas</i>	<i>Inadequate funding to support farmers to their needs</i>	<i>there is need to streamline best agricultural produces that performs well in the county</i>

GOAL	TARGET	CORRESPONDING AU TARGET	INDICATOR	BASELINE	COUNTY CURRENT STATUS IN IMPLEMENTATION	DATA SOURCES	BEST PRACTICES	CHALLENGES	RECOMMENDATIONS
	<i>productive capacity in developing countries, in particular least developed countries</i>								
	2c Adopt measures to ensure the proper functioning of food commodity markets and their derivatives and facilitate timely access to market information, including on food reserves, in order to help limit extreme food price volatility		<i>c.1* Indicator of (food) price anomalies</i>						
Goal 13. Take urgent action to combat climate change and its impacts	Strengthen resilience and adaptive capacity to climate-related hazards and natural disasters in all countries		<i>13.1.1* Number of deaths, missing people, injured, relocated or evacuated due to disasters per 100,000 people</i>	<i>70/100,000</i>			<i>Supporting beneficiaries with ownership of environmental programmes</i>	<i>Frequent disaster due to floods and land slide</i>	<i>There is need to address climate change programmes</i>
Goal 16. Promote peaceful and inclusive societies for sustainable development,	16.1 Significantly reduce all forms of violence and related death rates everywhere		16.1.1 Number of victims of intentional homicide per 100,000 population, by age group and sex	<i>No data</i>	<i>No data</i>				

GOAL	TARGET	CORRESPONDING TARGET	INDICATOR	BASELINE	COUNTY CURRENT STATUS IN IMPLEMENTATION	DATA SOURCES	BEST PRACTICES	CHALLENGES	RECOMMENDATIONS
provide access to justice for all and build effective, accountable and inclusive institutions at all levels			16.1.3 Percentage of the population subjected to physical, psychological or sexual violence in the previous 12 months	<i>Robbery with violence</i> 30%  <i>Sexual violence</i> 24.7%	<i>Physical Violence</i> 13.1%  <i>Sexual Violence</i> 14.8%	National Crime research centre		Low coordination with the judiciary section for data collection	<i>There is need to strengthen data collection of population subjects to violences</i>
			16.1.4* Proportion of people that feel safe walking alone around the area they live	4.1	1.6	National Crime research centre Report		Low coordination with the judiciary section for data collection	<i>There is need to conduct survey to address the indicator</i>
	16.2 End abuse, exploitation, trafficking and all forms of violence against and torture of children		<i>Percentage of children aged 1-17 who experienced any physical punishment and/or psychological aggression by caregivers in the past month</i>  <i>16.2.3* Percentage of young women and men aged 18-24 who experienced sexual violence by age 18</i>	12.4	65.6  <i>F=27.1%</i> <i>M=22.7%</i>	National Crime research centre Report  Demographic and Health Survey, 2022	Construction of peace border schools Provision of bursary for all learners  Establishment of various VTCs at	Cultural practices are still high	<i>There is need to support the affected learners with scholarship programmes</i>
Promote the rule of law at the national and international levels and ensure equal			16.3.1* Percentage of victims of violence in the previous 12 months who	37.1 (2016)	75.4 (2020)	National Crime research centre Report 2016 & 2020		Low coordination reporting between county government and County	There is need to strengthen coordination with Judiciary at county level

GOAL	TARGET	CORRESPONDING AU TARGET	INDICATOR	BASELINE	COUNTY CURRENT STATUS IN IMPLEMENTATION	DATA SOURCES	BEST PRACTICES	CHALLENGES	RECOMMENDATIONS
	access to justice for all		<i>reported their victimization to competent authorities or other officially recognized conflict resolution mechanisms (also called crime reporting rate)</i>					Commissioner	
			<i>16.3.2 Unsentenced detainees as a percentage of overall prison population</i>	<i>No data</i>	<i>No data</i>			Low coordination reporting between county government and County Commissioner	There is need to strengthen coordination with Judiciary at county level
	By 2030, significantly reduce illicit financial and arms flows, strengthen the recovery and return of stolen assets and combat all forms of organized crime		<i>16.4.2 Percentage of seized small arms and light weapons that are recorded and traced, in accordance with international standards and legal instruments</i>	<i>No data</i>	<i>No data</i>				
	16.5 Substantially reduce corruption and bribery in all their forms		<i>16.5.1* Percentage of persons who had at least one contact with a public official, who paid a bribe to a public official, or were asked for a</i>	<i>No data</i>	<i>No data</i>			<i>The data is inadequate</i>	<i>There is need to streamline data collection tools and methodology</i>

GOAL	TARGET	CORRESPONDING TARGET	INDICATOR	BASELINE	COUNTY CURRENT STATUS IN IMPLEMENTATION	DATA SOURCES	BEST PRACTICES	CHALLENGES	RECOMMENDATIONS
			<i>bribe by these public officials, in the previous 12 months, disaggregated by age group, sex, region and population group</i>						
	Develop effective, accountable and transparent institutions at all levels		<i>16.6.1 Primary government expenditure as a percentage of original approved budget, disaggregated by sector (or by budget codes or similar)</i>	<i>75.19% 2019-2020</i>	<i>92.91% 2022-2023</i>	<i>County Annual Progress Reports</i>	<i>Strengthened reporting at county level</i>	<i>COVID-19 Pandemic affected implementations in 2019-2020</i>	<i>There is need to put in place all implementation frameworks early</i>
	Broaden and strengthen the participation of developing countries in the institutions of global governance		<i>16.8.1 Percentage of members and voting rights of developing countries in international organizations</i>						
	<i>By 2030, provide legal identity for all, including birth registration</i>		<i>16.9.1 Percentage of children under 5 whose births have been registered with a civil authority, disaggregated by age</i>		<i>75%</i>	<i>Kenya Demographic and Health Survey, 2022</i>	<i>Registration streamlined to lower levels of sub-counties</i>		
	16.10 Ensure public access to information		<i>16.10.1* Number of verified cases of killing,</i>	<i>14.4</i>	<i>18.0</i>	<i>National Crime research centre Report</i>		<i>Low data coordination</i>	<i>There is need to strengthen reporting of SDG indicators</i>



GOAL	TARGET	CORRESPONDING TARGET	INDICATOR	BASELINE	COUNTY CURRENT STATUS IN IMPLEMENTATION	DATA SOURCES	BEST PRACTICES	CHALLENGES	RECOMMENDATIONS
	and protect fundamental freedoms, in accordance with national legislation and international agreements		<i>kidnapping, enforced disappearance, arbitrary detention and torture of journalists, associated media personnel, trade unionists and human rights advocates in the previous 12 months</i>			2016 & 2020			
	16.a Strengthen relevant national institutions, including through international cooperation, for building capacity at all levels, in particular in developing countries, to prevent violence and combat terrorism and crime		<i>16.a.1* Percentage of victims who report physical and/or sexual crime to law enforcement agencies in the previous 12 months, disaggregated by age group, sex, region and population group</i>		Women-20%	Kenya Demographic and Health Survey, 2022	<i>The county has developed a Gender Based Violence (GBV) Draft Policy</i>		Work with law enforcement agencies to increase surveillance and reporting of crimes. Open customer care desks for violence victims and put-up gender safe and recovery spaces for victims. Invest in guiding and counselling
Goal 17. Strengthen the means of implementation and revitalize the Global Partnership for Sustainable Development	17.1 Strengthen domestic resource mobilization, including through international support to developing countries, to improve domestic		17.1.1 Total government revenue (by source) as a percentage of GDP	6,804,690,021.61 (FY 2018-2019)	7,070,248,181.00 (FY 2023-2024)	<i>County Government Budget Implementation Reports 2018/19 and 2023/24</i>	Automation of revenue streams, capacity building of revenue staff and sealing leakages	Some revenue streams are low	The county to automate revenue stream, seal revenue leakages and build the capacity of revenue officers.

GOAL	TARGET	CORRESPONDING AU TARGET	INDICATOR	BASELINE	COUNTY CURRENT STATUS IN IMPLEMENTATION	DATA SOURCES	BEST PRACTICES	CHALLENGES	RECOMMENDATIONS
ment	capacity for tax and other revenue collection								
	access to science, technology and innovation and enhance knowledge-sharing		17.6.2 Fixed Internet broadband subscriptions, by speed					Inadequate data sources	<i>There is need to strengthen reporting of SDG indicators</i>
	enhance the use of enabling technology, in particular information and communications technology		17.8.1 Proportion of individuals using the Internet	3.9	4%	KIHBS 2015/2016 Kenya Population and Housing Census Report (2019)	Installation of internet to all county departments, National programme installation of internet to trading centres	Few community members still access to smart phones for easy internet connections	<i>There is need to strengthen ICT trainings and new technologies</i>
	Enhance global macroeconomic stability, including through policy coordination and policy coherence		17.13.1* GDP/GCP	40,965	61,784	Gross County Product Report, 2021			

## Chapter Five: Means of Implementation

### Financing the SDGs

The support from National Government, County Government and Development partners is effective use in implementation of SDG goals at County level. County development priorities in CIDP and the 2030 Agenda. The County Government increased their own source revenue from 83 million in 2016-2017 to 128 million in 2022-2023 and increased resource mobilization to support implementations of SDGs whereby the County Received County share of kshs. 3 billion in 2013-2014 which increased to above 7 billion 2022-2023. Through Improved access to technology and

knowledge, the county has connected 5 departments with wifi, supported and coordinated the installation of is an important way to share ideas and foster innovation. Development Partners of all kinds should be encouraged to gear their cooperation, up to the county level, towards supporting local efforts to achieve the SDGs implementations.

#### ST&I as an enabler of SDG

The agenda 2030 positions Science, Technology and Innovation (ST&I) as the key means of implementation. The ST&I helps to drive progress on the SDGs in various ways. The county initiated five youth empowerment centres to give young people an opportunity to give exercise their potential. The county also constructed 6 vocational training centres which offers various technical courses. Introduction of the new system of revenue collection under cashless programme has also boost own source revenue collections. Strengthening GIS at the county level has really helped in tracking of the projects and monitoring the interventions. The county has appreciated the use of website has the best way of sharing information to the public.

#### Statistics and Data for SDGs

SDGs Reporting in County relies on the CIDP indicator hand book, development priorities, budget implementation progress reports, field assessments and surveys. The other reports include national surveys and censuses. The county has recently started county statistical Unit and developed county statistical policy and drafted county statistical abstract. There is inconsistency of data in comparison with various sources. In order to ensure quality and adequate data on SDGs, the County Government should continue to strengthen the Statistical System to support planning, monitoring and evaluation of public policies and programmes.

#### Partnerships

The successful implementation of the SDGs and 2030 Agenda will require a more inclusive, coordinated and harmonized approaches at the county level. Setting of development priorities to address SDG goals, financing and implementations process West Pokot County in collaboration with development partners is committed to implement SDG goals. H.E. The governor has strengthened collaborations with various stakeholders to implement, invest and support county interventions. Stakeholder's forums are held frequently by the county government to track the implementations done by various development partners at the county level. The establishment of Sebit Cement factory by development partner has promoted county employment opportunities of over 2500 employees.



*Figure 5 : Commissioning of the Nasukuta Meat Export abattoir by European Union representative*

### **Institutional and Coordination Mechanisms**

County monitoring and evaluation unit is responsible for the coordination of the SDGs in the County level lead by the SDG Champion. The county has County Monitoring and Evaluation Policy which provide guidance on how M&E activities will be done at the county to track SDG programmes. The responsibility of the M&E Unit is to track SDG implementations and reporting. County monitoring and evaluation Unit lead by the Director who is also the SDG Champion with his team of M&E staff, focal persons from County Departments and key stakeholders streamlined the SDG implementations at the county level. However, the Unit has been understaffed and inadequately funded.

### **Capacity building**

Capacity-building for SDG at West Pokot County is still inadequate especially to technical staff who are key in developing SDG reports. The support from Council of governors has been supporting capacities for County SDG Champion. The county government has been faced by inadequate funding to conduct capacity building on SDG reporting at the county level. To address this challenge, the county government to strengthen collaboration with stakeholders including Private Sector, CSOs, development partners to support capacity building of SDGs in the spirit of leaving no-one behind.

## Chapter Six: Monitoring, Evaluation and Reporting of the Agenda 2030

The County will make data and information available to all stakeholders including government officials, academic researchers, policymakers, senior management, project participants, and the public for use in making evidence-based decisions. The County will develop a data dissemination plan that will define the target stakeholder or audience, the information needs of the various stakeholders/audiences, the communication methods, and the timing/frequency of the dissemination. The data/information will be disseminated through State of County Address, oral presentations in stakeholder meetings, written reports, fact sheets, press releases, posters, flyers, social media platforms, county websites.

Further, the County will develop a Feedback-and-Response System to create a two-way communication loop that will enable the various sectors/department to receive citizens' feedback and respond timely to their suggestions and concerns. The Feedback mechanisms will allow the citizens to provide feedback through channels that include meetings, suggestion boxes, hotlines, and others. The County will develop response mechanisms that will acknowledge receiving the feedback and provide appropriate responses to the public in a timely manner.

Regarding learning from the M&E initiatives and reports, the information generated from M&E will be useful for decision-makers, policymakers, and the wider county audience as it will provide facts and evidence, that when accepted and internalized, provide knowledge products for promoting learning. Hence, the County will incorporate learning into the overall programme implementation by using the information disseminated from the M&E processes and making it available for potential users to become applied knowledge. The county will utilize critical reflection sessions, after-action reviews, and peer-to-peer learning, among others, as strategies for learning to improve the overall county performance and quality of results of ongoing and future programs, strategies, and interventions.

## Chapter Seven: Conclusion

The County Government is committed to implement sustainable development goals and aligning the county development strategy, policies, priorities to the SDGs thereby demonstrating readiness to implement SDGs goals and 2030 Agenda, including "leaving no one behind". West Pokot County has continued to strengthen SDGs principles, goals, and targets into its county development planning processes and has established an enabling environment for the implementation of SDGs.

County report still reveals some gaps and lessons learnt. The report shows that the County has made good progress in most of the SDGs such as poverty reduction, Zero Hunger, combating climate change, Promote Peace, Justice and Strong Institutions and strengthen partnerships.

However, a number of targets are still lagging behind. These include poverty levels, prolonged drought, increased negative cases related climate change, repeatedly reported cases of insecurity along the county boarder. To ensure complete and integrated implementation of the SDGs, active

involvement of the private sector and state-owned enterprises in all stages of SDGs is indispensable and will require attention moving forward. Specifically, emphasis will be on increasing private sector financing for the SDGs and harnessing corporate social responsibility fundings. The prolonged insecurity along the borders, the county government in collaboration, National Government and development partners to come up with alternative long term approaches of bring

There is need for strengthening of administrative data systems in many SDG areas. This calls for enhanced effort to strengthen county information systems, particularly tracking the implementations of SDGs indicators. The main aim will be on consistently improving the collection and analysis of sustainable development data.

There is need to build capacity of county government officers for effective engagement and managing local communities and other stakeholders at the county level. The focus will be on developing effective collaborations with those who would ordinarily not be engaged including people with disabilities, young people, women and older persons, and different income groups.