



**REPORT OF LOCALIZATION OF  
SUSTAINABLE DEVELOPMENT  
GOALS IN SÃO PAULO**



**CITY OF  
SÃO PAULO**

Content and Organization



## CITY OF SÃO PAULO

This publication was made possible thanks to the Call for Technical Cooperation Projects of the Union of Ibero-American Cities and Capitals (UCCI), in its 2020-2021 edition, under the project "Strategies for monitoring and evaluating the SDGs in local governments".

UCCI is an international, local and non-governmental organization with nearly four decades of continuous work and specialized in institutional strengthening and the promotion of local policies through training and city-city exchange, which has allowed it to accumulate a wealth of knowledge and its own knowledge, unique and exclusive in the European and Ibero-American sphere.



Unión de Ciudades  
Capitales Iberoamericanas

União das Cidades  
Capitais Ibero-americanas

São Paulo, october 2021.



>> São Paulo downtown

# table of contents



<b>1.</b> Sustainability and post-pandemic recovery .....	<b>06</b>
<b>2.</b> São Paulo Green Capital .....	<b>08</b>
<b>3.</b> São Paulo city of the world - the “decade of action” .....	<b>12</b>
<b>4.</b> Institutional construction of the 2030 Agenda in the city of São Paulo .....	<b>18</b>
<b>5.</b> Social participation and the construction of the 2030 Municipal Agenda .....	<b>23</b>
<b>6.</b> Location of Sustainable Development Goals in the City of São Paulo .....	<b>26</b>
<b>6.1</b> SDG 1 – Eradication of Poverty .....	<b>27</b>
<b>6.2</b> SDG 2 – Zero Hunger and Sustainable Agriculture .....	<b>32</b>
<b>6.3</b> SDG 3 – Health and Wellness .....	<b>38</b>
<b>6.4</b> SDG 4 – Quality education .....	<b>46</b>
<b>6.5</b> SDG 5 – Gender Equality .....	<b>54</b>
<b>6.6</b> SDG 6 – Drinking water and basic sanitation .....	<b>62</b>
<b>6.7</b> SDG 7 – Clean and affordable energy .....	<b>69</b>
<b>6.8</b> SDG 8 – Decent work and economic growth .....	<b>75</b>
<b>6.9</b> SDG 9 – Industry, innovation and infrastructure .....	<b>83</b>
<b>6.10</b> SDG 10 – Reduction of inequalities .....	<b>90</b>
<b>6.11</b> SDG 11 – Sustainable cities and communities .....	<b>95</b>
<b>6.12</b> SDG 12 – Responsible consumption and production .....	<b>106</b>
<b>6.13</b> SDG 13 – Action against global climate change .....	<b>114</b>
<b>6.14</b> SDG 14 – Life in the water .....	<b>118</b>
<b>6.15</b> SDG 15 – Terrestrial life .....	<b>119</b>
<b>6.16</b> SDG 16 – Peace, Justice and Effective Institutions .....	<b>128</b>
<b>6.17</b> SDG 17 – Partnerships and means of implementation .....	<b>137</b>
<b>7.</b> Next Steps .....	<b>146</b>
<b>8.</b> Final considerations .....	<b>147</b>
<b>9.</b> Acronyms and Abbreviations .....	<b>148</b>

# SUSTAINABILITY AND POST-PANDEMIC RECOVERY

We all know São Paulo is a diverse and complex global megacity with the dimensions of a country. This grandeur presupposes great opportunities, but also enormous challenges, including the gradual overcoming of inequalities, maximized and even more wide open by the effects of the coronavirus pandemic, as Mayor Bruno Covas found at various times while facing the greatest public health crisis in our story.

It goes without saying it is an honor to continue the Bruno Covas' administration and to be in charge of the administration of the city of São Paulo, although knowing it is a huge responsibility. One of the fundamental tools

to minimize the effects of the pandemic is to maintain and expand, always respecting financial limits and fiscal rules, social policies and stimulate the generation of income and employment.

In this regard, encouraging sustainable activities is essential in the process of safe and conscious recovery, always with the approval and protocols defined by public health authorities. Precisely for that reason, even during the main moments of the new coronavirus pandemic, we did not neglect the 2030 Agenda and the UN Sustainable Development Goals (SDGs).

***"I am committed, as well as the entire municipal administration, to keeping São Paulo at the forefront of innovation and green recovery."***

The City of São Paulo has the SDGs at the center of all its public policies,

**Ricardo Nunes**  
Mayor of the city of São Paulo



guiding the Goals Program and the city's Multi-Year Plan We are following a path with no return towards a sustainable future for all, traced beyond the years of this administration.

The support of the UCCI (Union of Ibero-American Capital Cities, from the acronym in Portuguese) for this initiative was and remains essential. This partnership demonstrates the benefits of multilateralism and international cooperation with networks of cities and other organizations focused on local action.

We have a vocation and a history of leadership in sustainability and we intend to further expand our action towards a fairer and more aware future, without leaving anyone behind.





# SÃO PAULO GREEN CAPITAL



**Marta Suplicy**

*Municipal Secretary for  
International Relations*

The 2030 Agenda, established by the United Nations (UN), is the great guide to performance of the city of São Paulo both locally and internationally. The Sustainable Development Goals (SDGs), created from the 2030 Agenda, were legally established as guidelines for Public Policy. Thus, in the last biennium (2020 - 2021), plans were launched for this decade of action.

Being at the head of the Municipal Secretariat for International Relations of the City of São Paulo (SMRI, from the acronym in Portuguese), a megacity in the world, precisely on this occasion, brings us the great responsibility of acting as guardians of the fulfillment and progression of the 17 SDGs.

We recently launched the Climate Action Plan for São Paulo, developed in partnership with the C40 network and financed by the UK Government, in compliance with SDG 13. In addition, Agenda 2030 was launched for the municipality, a milestone for sustainable development, aiming to recognize the city as a green capital.

We are promoting important actions through multilateralism and international cooperation with international organizations, with networks of cities. Also involving forums, sister cities and the entire consular and diplomatic corps on 5 continents.

We made progress on important fronts: the electrification of the bus fleet, with the C40; in

the circular economy, strategic partnership with the Ellen MacArthur Foundation, renewing the commitments of the New Global Plastics Economy; in food, continuing the project "Connect the Dots." I also mention the strengthening of the Milan Pact and the Hub Green Sampa, a city initiative seeking to bring together the main players in the green economy, catalyzing the development of new products, services and technologies.

I would like to point out that, last August, we held a ceremony to mark the launch of the public policy "São Paulo, Lighthouse to Combat Structural Racism." We aim to combat structural racism in our society and focus on

the formation of the next generations through a partnership with the Municipal Secretariat for Education (SME, from the acronym in Portuguese), working in the training of teachers and in the adoption of a teaching methodology that respects all the population. Several actions in more sectors of the municipal public administration already welcome and work in line with the proposal of this action and in line with the SDGs.

By 2050, 3 out of 4 people in the world will live in cities. Addressing climate challenges and promoting a green and fair recovery in the post-Covid-19 pandemic landscape must start with the people.





Therefore, SMRI understands it is urgent to disseminate the SDGs and the information on the 2030 Agenda to all. For this reason, in 2022, we will hold the 1st SDG Virada Festival, an event to highlight this planning and talk about its goals, raising the population's awareness of the necessary sustainable development to balance life on the planet.

The SDG Virada Festival was designed to engage the public sector, civil society and citizens in the cause. The project "Strategies for Monitoring and Evaluating the Sustainable Development Goals in Local Governments," financed by the Network of Ibero-American Cities and Capitals (UCCI), represents the strength of international cooperation and multilateralism, offering local governments opportunities and ways to solve the challenges together and to strengthen public policies.

***"It is clear that diversified partnerships, international solidarity and, above all, cooperation are fundamental tools to promote local development."***

The production of this publication, with the essential international support of the UCCI network, reflects our effort to deliver to the UN a Voluntary Local Review (VLR) on the scenario of recovery from the Covid-19 pandemic and towards the decade of action. We thank UCCI effusively.

Here we work with the same horizon approved by member states in 2015, during the UN General Assembly. We seek to put into practice, in the territory, the principles that govern the 2030 Agenda.



Mayor Ricardo Nunes on the "SDG Virada" opening.






>> Tea Viaduct

# SÃO PAULO

## City of the world - the "decade of action"



São Paulo is the largest metropolis in Latin America and one of the largest cities in the world. Home to more than 198 nationalities, the megacity is in permanent connection with the international community in the search for local solutions to global problems.

In 2018, the City of São Paulo renewed the Memorandum of Understanding with the United Nations (UN) and reinforced its commitment to the 2030 Agenda and the Sustainable Development Goals.

The Agenda dictates the guidelines for public policies in the municipality, determined by law 16.817/2018. It also instituted the 2030 Agenda implementation program and authorized the creation of the Municipal Commission for Sustainable Development.

In 2020, for the first time, the city of São Paulo presented its Voluntary Local Review (VLR). The information from the 1st VLR shows the effort made by the City of São Paulo to bring the 2030 Agenda to local reality, mapping its institutionalization process, as well as its main policies to promote sustainable development on several fronts. The document also considered the socioeconomic impacts caused by Covid-19, highlighting the main measures taken by the municipality to fight the pandemic.

The commitment of the capital of the state of São Paulo to deliver the VLR reflects the city's actions on a global scale. It is aligned with the City Hall's policies to implement the UN's 2030 Agenda for Sustainable Development, and enables the exchange of experiences between São Paulo and the other cities that joined the VLR Declaration.

It is less than 10 years for UN member countries to meet the 169 goals of the 17 Sustainable Development Goals (SDGs). Urged by the time left, world leaders have launched the "Decade of Action," a global movement to accelerate the achievement of the SDGs. In this context, it is possible to glimpse some challenges. In 2020, five of the ten global risks identified in the World Economic Forum report for the next ten years were related to the environmental agenda. Global climate change is one of the greatest barriers to meeting the Sustainable Development Goals. In convergence with the great existing challenge, the city of São Paulo adhered to the Paris Declaration, launched on December 11, 2020 in order to reaffirm its commitment to massively reducing carbon emissions by 2050. In 2018, the municipality had already

ratified its commitment by adhering to the "Deadline 2020 - Letter of Commitment of the Paris Agreement," proposed by the Cities Climate Leadership Group (C40) network. São Paulo also signed the non-binding Participation Agreement with the C40 and developed the Municipal Climate Action Plan (PlanClima) in order to be aligned with the goals of the Paris Agreement.

São Paulo, as well as the other partner cities, is committed to taking immediate action to achieve carbon neutrality by 2050, limiting global warming to 1.5°C, and engaging young people in the issue of climate change. Such measures reinforce the international position and the objectives of the city of São Paulo in fighting climate change.



The operating principle of PlanClima SP is to guarantee actions to mitigate greenhouse gases and promote adaptation to the impacts of climate change, so that these measures are applied immediately in the city's management, including all sectors of municipal administration.

The Plan's objectives are to undertake actions to reduce 50% of the municipality's greenhouse gas emissions by the year 2030, carrying out a comparative analysis of the levels of gases emitted in 2017, implementing the necessary measures to reduce social, economic and environmental vulnerabilities for an adaptation process.

As the first Brazilian city to institute a municipal climate change law, São Paulo actualizes the city's commitment to sustainability and environmental protection on several related fronts. The initiatives include the replacement of diesel vehicles in the public transportation fleet and of traditional light bulbs for LED, in addition to the implementation of rain gardens and Ecopontos (sets of containers for selective waste collection).

Furthermore, in May of this year, São Paulo adhered to the Glasgow Food and Climate Declaration. Gathering more than 40 signatory cities, the agreement aims to reduce greenhouse gas emissions in regional and urban food systems. [The Glasgow Food and Climate Declaration](#) proposes that local and regional governments join together to develop policies to ensure integrated food systems planning and address climate and environmental emergencies.

Also in May, São Paulo signed the C40 Mayors Declaration on Vaccination Equity. The text highlights the concern of cities with regard to confronting climate change, also pointing out the urgency of overcoming the Covid-19 pandemic in order to envisage a gradual, sustainable and fair recovery. The signatory mayors understood vaccination as a fundamental point to overcome the coronavirus crisis. São Paulo has supported the declaration prepared by the leaders of the Urban 20 network since 2018, and in 2020 it endorsed the recommendations for

economic recovery after the pandemic. The document appealed to the G20 to approach the economic upturn after the pandemic with effective actions towards the climate emergency, reduce inequalities and support cities and local governments to achieve these goals. In the text, the network's leaders highlighted the moment as an opportunity to rebuild the world with sustainability and equality, since local governments are essential to mobilize society in favor of a green and fair recovery.

In July, São Paulo became the first Latin American city to adhere to the Edinburgh Declaration, a document that represents the opinion of local governments around the world in contributing to the negotiation of the New Global Framework for Post-2020 Biodiversity. With this commitment, the municipality gave visibility to the fundamental role of subnational actors as catalysts for the transformative changes needed in their territories, signing an ambitious, practical and responsible agreement to preserve the biodiversity, recover ecosystems and sustainability.

In addition, the city is also committed to the Race to Zero movement, a global campaign that brings together businesses, cities, regions and investors for a healthy, resilient, zero carbon, clean energy recovery that forms the largest global coalition of cities committed to climate action. São Paulo's actions were highlighted in international publications such as "Cities, Climate and Migration: The role of cities at the climate-migration nexus," which addresses the leadership of cities in relation to emerging challenges and opportunities in the migration-climate context. The international publication relates the consequences of climate change to migration, warning of the need to develop specific actions for human mobility caused by the climate.

The City of São Paulo's initiatives for sustainable development and the implementation of the 2030 Agenda in the city were part of the 5th edition of the report "Hacia la localización de los ODS" (Towards the localization of the SDGs), carried out by the Global Task Force of the United Cities and Local Governments network (CGLU). This document was presented during the High Level Political Forum, "El Día del Foro Político de Alto Nivel Dedicado a los GLR" (The Day of the High Level Political Forum Dedicated to LRGs). The report analyzes the efforts made by local and regional governments to address the consequences

of the Covid-19 pandemic. The 2030 agenda is universal, but development issues and challenges are different depending on the specifics of each location. Such scenario requires the translation of global commitments into adapted national and local goals. This report, therefore, seeks to strengthen the goals of the Sustainable Development Goals (SDGs), prepared by the United Nations (UN) that works for its implementation.

As an example to be followed, São Paulo inserted the 2030 Agenda for the local reality and to prepare its public policies, with the launch of the 2030 Municipal Agenda. Such action brings together a set of objectives and goals adapted to the reality of the city. The document was created within the scope of the Municipal Commission for Sustainable Development and intends to guide municipal planning, budgeting and management instruments until 2030, bringing sustainable development as a reference for city policies.

In the future, the first Municipal Plan for Economic Development (PMDE) of the city of São Paulo will be launched. It will be an instrument to include initiatives for economic recovery in the post-pandemic period, also responsible for improving the quality of life indicators of the population of São Paulo, as it will design actions to ensure equal income distribution, reduce unemployment and poverty rates, and stimulate the increase of life expectancy.

The most significant test of any government's commitment to the 2030 Agenda concerns where this public sphere will direct funding for pandemic recovery. For this reason, the city of São Paulo is carrying out actions that seek to provide immediate answers to solve the problems, which at the same time should be aligned with sustainable principles, caring for future generations. The goal is to also place São Paulo in other initiatives committed to the "Decade of Action" movement, to the 2030 Agenda, and the global achievement of SDGs.



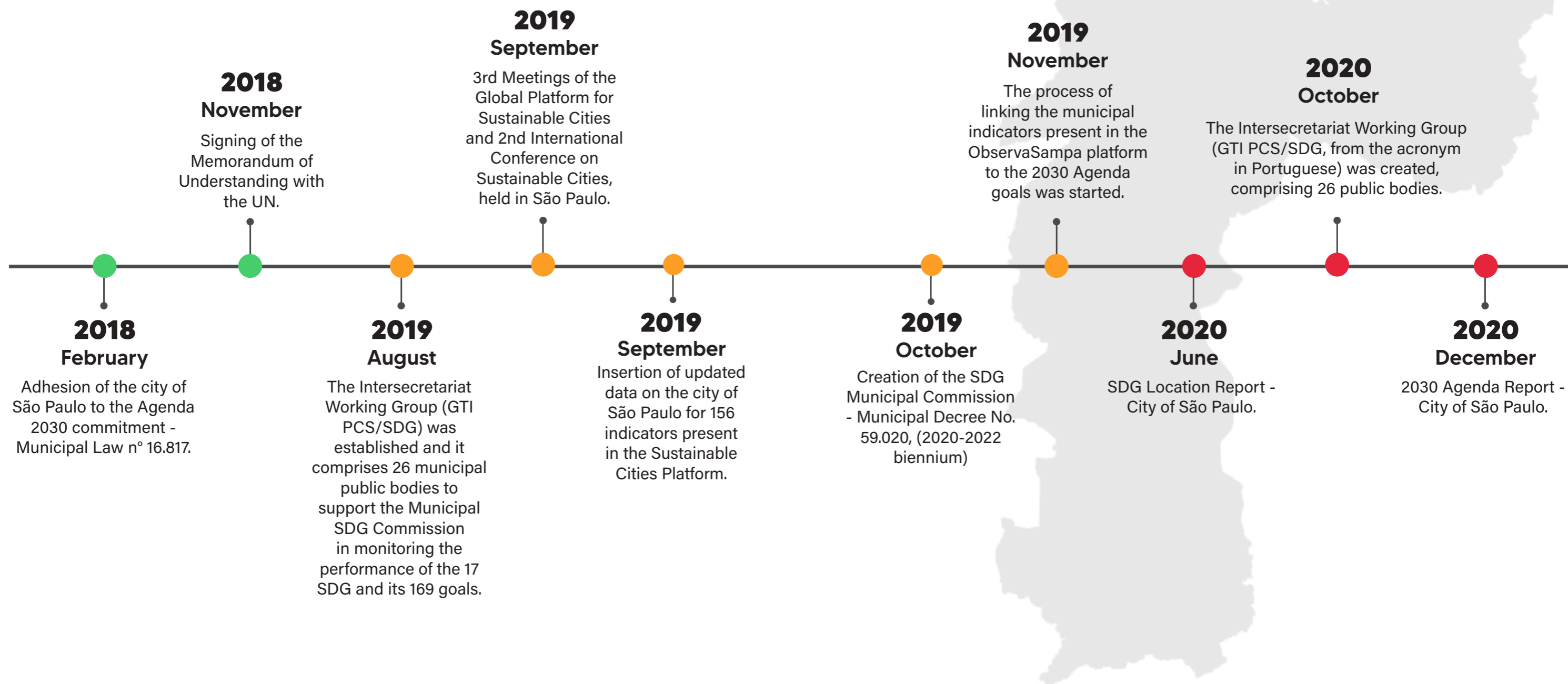
Pinheiros River.







# INSTITUTIONAL CONSTRUCTION OF THE 2030 AGENDA IN THE CITY OF SÃO PAULO





# 2018:

The implementation of the 2030 Agenda as a guideline for public policies in the city of São Paulo and the location of the 17 goals for sustainable development as well as its 169 goals is the result of a path marked by great institutional effort by the municipality. These temporal and legal milestones enabled the city's leadership and trajectory as a protagonist in locating SDGs. They laid the foundations for the municipality to move towards the achievement of the goals and milestones in the 2030 agenda, which was launched in 2020 and adapted to the local reality, during the Decade of Action 2021 – 2030.

- **February 2018** – Adoption of the 2030 Agenda for the United Nations Sustainable Development as a guideline for public policies at the municipal level through Law n° 16.817.

In early 2018, through law n° 16.818, in addition to the adoption of the 2030 Agenda as a public policy guideline in São Paulo, the program to implement the 2030 Agenda was instituted and the creation of the SDG commission was authorized. This legal mechanism established the first milestone for the effective implementation and monitoring of compliance with the 2030 Agenda at the municipal level in a transversal, participatory, transparent manner and in conjunction with civil society, organizations, companies, and other actors.

- **November 2018** – Signing of the Memorandum of Understanding with the United Nations.

The signing of the Memorandum of Understanding between the Municipality of São Paulo and the United Nations in November 2018 renewed for another 4 years a relevant partnership in priority sectors for citizenship, such as health, education, security, sustainable urban development, public management, assistance and social development, innovation, transparency, culture, sustainability, productive inclusion, food security, human rights, integration of immigrants and refugees.

# 2019:

- **August 2019** – The Intersecretariat Working Group (GTI, from the acronym in Portuguese, PCS/SDG) was established.

The construction work of the 2030 Municipal Agenda started in July 2019 with the discussion of the Sustainable Development Goals (SDGs) indicators in the City Indicators Committee (ObservaSampa). From there, the Intersecretariat Working Group was created to define and monitor indicators of the Sustainable Cities Platform and Sustainable Development Goals (GTI PCS/SDG). The Group met from August 2019 to June 2020 and generated the "Diagnosis of indicators to monitor the SDGs in São Paulo," which supported the work of the Thematic Chambers of the Municipal Commission for Sustainable Development - Agenda 2030.

- **September 2019** – São Paulo hosts the 3rd World Bank Meeting of the Global Platform for Sustainable Cities and the 2nd International Conference on Sustainable Cities.

To reinforce the commitment to the 2030 Agenda, in September 2019 the city of São Paulo promoted the 3rd Meetings of the Global Platform for Sustainable Cities and the 2nd International Conference on Sustainable Cities in partnership with the Sustainable Cities Program and the World Bank, under the theme "Catalyzing Sustainable Urban Futures,"

a discussion forum on sustainable, inclusive and resilient urban development. At the time, the then Mayor Bruno Covas signed the São Paulo Statement, a declaration by the city that highlights the importance of the role of local governments in reducing emissions and transitioning to a low-carbon economy, protecting the existing biodiversity in cities and seeking nature-based solutions with social equity. During the event, the Sustainable Cities Program, in partnership with OXFAM Brasil, promoted the "Sustainable Cities Award." São Paulo was awarded an honorable mention by the program of the Municipal Secretariat for People with Disabilities "Seal of Digital Accessibility." This mention certifies websites and electronic portals that comply with accessibility criteria established both nationally and internationally. This award aimed to highlight accessible public policies in the signatory municipalities of the Sustainable Cities Program.

- **September 2019** – Insertion of updated data from São Paulo in the Sustainable Cities Platform of the Sustainable Cities Institute.

Because of the diagnostic document of indicators for monitoring the SDGs in the city of São Paulo and with the 3rd conference of the Sustainable Cities Platform, data for 156 indicators present in the Platform were entered.

- **October 2019** – Creation of the Municipal Commission for Sustainable Development Agenda 2030.

Through municipal decree No. 59,020, the SDG Commission was established with the objective of internalizing, disseminating and providing transparency to the Municipal Implementation Program of the 2030 Agenda for the United Nations Sustainable Development. The agency is a joint collegiate institution and was responsible for preparing the 2030 Agenda for the city of São Paulo, specifying the objectives of sustainable development, its goals and indicators in a regionalized and localized manner, reflecting the reality of the city. In addition, the commission is responsible for providing support for discussions in national and international forums, systematizing and disseminating good practices, and preparing, in the first year of each municipal administration, the action plan for implementing the 2030 Municipal Agenda.

- **November 2019** – Beginning of the link between the Observa Sampa platform indicators and the 2030 agenda goals.

The process to link the municipal indicators present in the Observa Sampa platform to the goals of the 2030 Agenda was started in November 2019. It reinforced the city's commitment to transparency and accessibility to monitor compliance with the SDGs by São Paulo. The Indicators Observatory of the City of São Paulo is an online platform that brings together indicators capable of measuring the quality of life of São Paulo residents, the access to equipment, as well as performance indicators of the Municipality of São Paulo. It also has space for the publication of studies and research and popular participation in the debate on the indicators themselves. In addition, the platform is also part of the Open Government initiative in the City of São Paulo. Said initiative aims to integrate and articulate public actions and policies aimed at increasing transparency, improving social participation, fostering technological innovation and strengthening public integrity.

# 2020:

- **June 2020** – Launch of the SDG Location Report in the city of São Paulo.



In June 2020, the Report on the Location of Sustainable Development Goals in the city of São Paulo was published, a publication made possible through full cooperation financed by the network of Ibero-American Cities and Capitals (UCCI) under the project "Strategy for Implementing the Agenda 2030 and Location of Sustainable Development Goals." The 2020 report comprises a whole set of public policies implemented in São Paulo that directly dialogue with the 2030 Agenda, as well as the history of the municipality's efforts to locate the SDGs.

● **December 2020** – Finalization of the 2030 Agenda report for the city of São Paulo.

The publication of the document in December 2020, entitled 2030 Municipal Agenda, brings together the set of objectives, goals and indicators for the Municipality of São Paulo proposed by the Municipal SDG Commission between the months of July and December 2020. The Commission officially took office on July 24, 2020, and from then onwards, the internal regulations, the 2020 work schedule and the subdivision of the Commission into Thematic Chambers were defined, that is, working groups to deepen the discussions of each one of the 169 goals and their respective indicators of the 2030 Municipal Agenda.

The 2030 Agenda document for the city of São Paulo materializes the result of more than a year and a half of work. Said work began with the constitution of the Intersecretarial Working Group, responsible for preparing the Diagnosis of Indicators to monitor the SDGs in São Paulo. That was the first step for the Municipal SDG Commission to prepare the 2030 Municipal Agenda. In addition, discussing the 2030 Municipal Agenda contributed to all the city's strategic plans. This resulted in a range of crosscutting development goals and indicators, already agreed upon by a joint collegiate body with civil society, and agreed with each of the respective bodies responsible for the municipal administration.

The next chapter will detail the entire institutional effort undertaken by the municipality to integrate and locate the 17 goals for sustainable development, a process that depended on broad articulation and participation of all spheres of city government, civil society and other stakeholders.

## Social participation and the construction of the 2030 Municipal Agenda

Formally created on October 21, 2019, through Decree No. 59,020, the Municipal Commission for Sustainable Development (SDG Municipal Commission) has consultative and deliberative functions, and equal composition between public authorities and civil society, with eight Municipal Secretariats and 16 civil society organizations (8 incumbents and 8 alternates), distributed in 3 segments: regional, private initiative and educational institutions. The Municipal SDG Commission is responsible for internalizing, disseminating and providing transparency to the Municipal Implementation Program of the UN's 2030 Agenda for Sustainable Development, pursuant to Law No. 16,817, of February 2, 2018. Thus, it constitutes a key body to enable shared governance of the SDGs in the Municipality of São Paulo, ensuring that there is both external engagement in the formulation and monitoring of policies and instruments related to the Agenda, as well as an internal intersecretariat articulation for the operationalization of the commitment.

Between the months of July 2020 and March 2021, the Presidency of the Municipal SDG Commission was exercised by the Secretariat for Municipal Government, with support from the Secretariat for the Environment in the role of Executive Secretariat. With the publication of Municipal Decree No. 60.166, of April 7, 2021, governance began to be shared by the Municipal Secretariats for International Relations (Presidency), Municipal Government (Executive Board) and Environment (Executive Secretariat). Furthermore, the Committee comprises the Municipal Secretariats of Education, of Health; of Social Assistance and Development; of Urbanism and Licensing; of Economic Development, of Labor and

Tourism; and of the Environment. Regarding the seats of civil society, the City of São Paulo opted, in December 2019, to publish a notice for the Public Selection of Civil Society Representatives to compose the Municipal Commission for Sustainable Development (Agenda 2030) in the 2020-2022 biennium. In contrast, the selection processes for the composition of the National Commission for Sustainable Development Goals and the Commission for Sustainable Development Goals of the State of São Paulo invited the participating institutions.

The process lasted 6 months and included an internal qualification stage of the institutions and a voting stage among the qualified institutions. It is also noteworthy that the selection process complied with Decree No. 56.021, of March 31, 2015, which required a minimum of 50% of women in the composition of the Municipality's social control councils. Finally, the following organizations were selected to compose the 2020-2022 biennium of the SDG Municipal Commission:

## INCUMBENTS:

- Liga Solidária - League of Catholic Ladies of São Paulo;
- Ciclocidade - Association of Urban Cyclists of São Paulo;
- Abrinq Foundation for the Rights of Children and Adolescents;
- Instituto Cidades Sustentáveis (Sustainable Cities Institute) (Rede Nossa São Paulo);
- Institute of Architects of Brazil (IAB-SP);
- Associação Artigo 19;
- Universidade Federal de São Paulo (UNIFESP);
- Universidade de São Paulo (USP);

## ALTERNATES:

- OAB (Brazilian Bar Association, from the acronym in Portuguese) - São Paulo Section - 93rd Pinheiros Subsection;
- Union of Scouts of Brazil - São Paulo Region;
- Instituto Siades - Environmental Information System for Sustainable Development;
- Instituto Akatu;
- Eccaplan - Consultoria em Desenvolvimento Sustentável LTDA (Sustainable Development Consulting);
- União Estadual dos Estudantes de São Paulo (São Paulo State Student Union UEE-SP);
- Center for Studies Research Documentation in Healthy Cities (CEPEDOC);
- Faculdades Metropolitanas Unidas (FMU).



The Commission officially took office on July 24, 2020, and from then onwards, the internal regulations, the 2020 work schedule and the subdivision of the Commission into Thematic Chambers were defined, that is, working groups to deepen the discussions of each one of the 169 goals and their respective indicators of the 2030 Agenda.

7 Thematic Chambers were established: Educational; Economic; Environmental; Health and Wellness; Social; Urban; and Institutional Strengthening and the 16 Civil Society organizations freely expressed their interest in participating as members of any Thematic Chamber, without limiting their participation. With this, the City Hall organized itself to guarantee the equal composition between public authorities and civil society in all 7 Chambers.

In terms of division of work, each Thematic Chamber was responsible for the municipalization of a set of 9 to 32 goals of the SDGs, according to a thematic grouping proposed by the Secretariat for Municipal Government, validated by the Municipal SDG Commission. However, given the transversal nature of the 2030 Agenda themes, there were several exchanges between coordinators and members of the different Chambers, focusing on the proper treatment of intersectoral nature themes.


The Thematic Chambers counted on a coordinator, responsible for ensuring the progress of the work to prepare the 2030 Municipal Agenda. It is noteworthy that Civil Society Organizations were able to apply to jointly assume the role of coordinating the Thematic Chambers. One of them, Eccaplan, representative of the private sector segment, chose to conduct the work of the Chamber of Economic Themes.

All other Chambers were coordinated by the Government: Environmental, by the Municipal Secretariat for the Environment; Educational, by the Municipal Secretariat for Education; Social, by the Municipal Secretariat for Assistance and Social Development; Institutional Strengthening, by the Municipal Secretariat for Government; Health and Wellness, by the Municipal Secretariat for Health and; Urban, by the Municipal Secretariat for Urban Development (current Municipal Secretariat for Urbanism and Licensing ).

Among incumbents and alternate representatives, the Thematic Chambers had the participation of more than 120 members, in addition to several external guests mobilized to contribute to the work. Between August and December 2020, more than 90 meetings were held, totaling more than 200 hours of discussion, not counting the hours of remote work.

Between October 30th and November 22nd, 2020, the proposals created by the Thematic Chambers were submitted to public consultation, through the online participation platform Participe+. The preliminary goals and indicators were made available to social participation in two blocks. For Block I, with 87 goals and 230 associated indicators, 5,221 interactions and 690 textual suggestions were received. For Block II, with 72 goals and 306 associated indicators, 3,385 interactions and 438 textual suggestions were received.

From the set of textual suggestions received, the Thematic Chambers worked on revising the preliminary version of the goals and indicators, and wrote feedback for each category of suggestions received. As a result, 135 of the 169 goals of the 2030 Agenda were municipalized, and 545 indicators were selected for monitoring. The implementation of the 2030 Municipal Agenda is, therefore, a shared responsibility between the Public Power and Civil Society. The material, approved by the plenary of the SDG Municipal Commission in December 2020, was submitted to the Presidency of the SDG Municipal Commission and resulted in the document published in May 2021, called 2030 Municipal Agenda.



## Location of Sustainable Development Goals in the City of São Paulo

The [2030 Municipal Agenda](#) is composed of 17 chapters, each detailing a Sustainable Development Goal (SDG), its municipal goals and its monitoring indicators.

For each of the 135 municipalized goals, a “context” was registered, that is, the reasons why a particular municipal wording was chosen, with mention of any concepts that have been adapted based on the context of the city of São Paulo. Municipal Laws and Plans that dialogue with the aforementioned themes and additional information relevant to the full understanding of the relationship between each goal and the respective competences of the City of São Paulo were also registered.

Finally, for each of the 135 municipalized goals, its “remaining challenges” were also registered, that is, the aspects to be overcome for the Municipality of São Paulo to achieve each agreed commitment in the next 10 years. In this section, possible legal, institutional, operational or instrumental challenges that deserve attention were described, especially with regard to the preparation of the resulting “Action Plan for Implementation of the 2030 Agenda for Sustainable Development,” still under construction.

In this Voluntary Local Review, the reader will find a summary of the 2030 Municipal Agenda, highlighting some of the municipal indicators and their historical series, as well as the programs and projects planned by this management through the [2021-2024 Goals Program](#).



Political act in favor of the SDGs, carried out by the secretaries of the city of São Paulo and political activists.

# SDG 1.

## Eradication of Poverty


*Eradicate poverty in all its forms and in all places.*

## Context

Poverty and social vulnerability are historical problems in Brazil and Latin America. The eradication of poverty is a fundamental objective of the Federative Republic of Brazil (CFC/1988, Art. 3). The city of São Paulo is also marked by poverty, especially in its peripheral regions and among people living on the streets.

Income Transfer Programs have established themselves in recent decades as a fundamental strategy in the fight against poverty. The federal Bolsa-Família Program, the Renda Cidadã programs, of the State of São Paulo, and the Renda Mínima, of the Municipality of São Paulo, are some of the examples of direct distribution of income for the most vulnerable population. However, estimates by the Municipal Secretariat for Assistance and Social Development point to approximately 120 thousand families in extreme poverty not served by income transfer programs, such as the Bolsa-Família, in May 2021.

In turn, Social Assistance serves all citizens who need it. It is carried out based on integrated actions between public, private and civil society initiatives, with the objective of guaranteeing social protection for the family, childhood, adolescence, old age; support for underprivileged children and adolescents; the promotion of integration into the labor market and the rehabilitation and promotion of integration into the community for people with disabilities and the payment of benefits to the elderly and people with disabilities. It is organized through the Unified Social Assistance System, to which the Municipality is a member. Homelessness, a major problem in metropolitan regions, reaches a population of more than 24 thousand people in São Paulo and this population is served through an integrated network of municipal public policies. Special Social Protection actions are carried out by Social Assistance.



## Municipal Goal 1.3



**Indicator 1.3.1:** Number of families receiving funds from income transfer programs (absolute number).

**Formula:** Total beneficiary families of the Renda Mínima Program (municipal) + Renda Cidadã Program (state) + Bolsa Família Program (federal).

2015	2016	2017	2018	2019	2020
399,463	451,044	458,302	481,499	423,984	499,935

**Source:** Municipal Secretariat for Assistance and Social Development (SMADS).

**2030 Goal:** Monitor

## Linked Municipal Programs

The City of São Paulo implements several policies to fight poverty that guarantee social protection. The plan for this quadrennium established the goal of serving 1,700,000 people in income transfer and/or nutritional support programs, including the improvement of family records (Goal1 of the 2021-2024 Goals Program).

Considering the importance of providing early childhood care as a strategy to address the intergenerational transmission of poverty, plans are prepared to integrate poverty alleviation programs into early childhood care protocols in order to reduce the vulnerability of children aged 0 to 6 years old and their families (Goal 11)

The expansion of the city's social protection network is also foreseen, with the implementation of 30 new services for the homeless population, reorganizing the network and service methodology (Goal 16).

## Goals and indicators of SDG 1

GOAL NO.	MUNICIPAL GOAL 2030	INDICATOR NO.	INDICATOR	BASE VALUE (2015)	LATEST AVAILABLE PERFORMANCE (2019)	2030 GOAL
1.1	By 2030, eradicate extreme poverty for all people in all districts of the Municipality.	1.1.1	Number of families in extreme poverty (absolute number)	344,892	450,351	Eradicate extreme poverty
		1.1.2	Homeless population (absolute number)	15,905	24,344	Reduce to the equivalent of 0.05% of the population
		1.1.3	Assistance to the homeless population (%)	-	-	Expand
1.2	By 2030, reduce the proportion of men, women and children of all ages living in monetary and non-monetary poverty as per national definitions.	1.2.1	Number of families in poverty (income per person from 1/6 to 1/4 of the minimum wage) (absolute number)	182,680	148,528	Reduce by 50%
		1.2.2	Number of families in poverty (income per person from 1/4 to 1/2 of the minimum wage) (absolute number)	248,975	345,508	Reduce by 20%
1.3	By 2030 ensure access, at municipal level, to income transfer programs for people in vulnerable situations, according to access criteria.	1.3.1	Number of families receiving funds from income transfer programs (absolute number)	399,463	***	Monitor
		1.3.2	Number of families benefiting from the Bolsa Família Program (absolute number)	366,933	***	Monitor
		1.3.3	Average value of the Bolsa Família Program benefit (R\$)	R\$ 136.47	R\$ 160.47	Monitor
		1.3.4	Percentage of families entitled to the benefit that receive cash transfers (%)	***	***	Expand to 100%



GOAL NO.	MUNICIPAL GOAL 2030	INDICATOR NO.	INDICATOR	BASE VALUE (2015)	LATEST AVAILABLE PERFORMANCE (2019)	2030 GOAL
1.5	By 2030, reduce the exposure of vulnerable people to extreme weather-related events and other economic, social and environmental shocks and disasters.	1.5.1	People affected by extreme weather events such as floods, cyclones, landslides, floods, droughts, fires, etc. covered by the social assistance policy (absolute number)	10,769	3,875	Monitor
		1.5.2	Total number of families in temporary housing assistance by risk and emergency situation (absolute number)	10,575	9,429	Monitor
		1.5.3	Total number of families in temporary housing assistance by risk and emergency (%)	36.33%	35.18%	Monitor
1.a	Ensure significant mobilization of resources from a variety of sources, including through the mobilization of external financial resources from international, inter-federative and private sources, so that the municipality implements programs and policies to end poverty in all its dimensions.	1.a.1	External financial resources raised from international, inter-federative and private sources for Social Assistance (R\$)	0	0	Expand
		1.a.2	Expense made by the Municipality of São Paulo with the Social Assistance budget function (R\$)	1,115,449,337.90	1,292,533,087.24	Monitor
		1.a.3	Expense made by the Municipality of São Paulo with the Social Assistance budget function (%)	2.37%	-	Expand
1.b	Create solid policy frameworks at the municipal level based on pro-poor and gender and race/color sensitive development strategies to support accelerated investments in Eradication of Poverty actions.	1.b.1	Specific law of the Unified Social Assistance System in force in the municipality (in force or not in force)	Not in Force	Not in Force	In Force

## SDG 1 Analytical Summary



**7**

UN Goals



**6**

Municipalized Goals through the 2030 Municipal Agenda



**17**

UN Indicators

**16**

Indicators of the 2030 Municipal Agenda

**11**

Indicators of the 2030 Municipal Agenda with details

**5**

Indicators of the 2030 Municipal Agenda under construction by the responsible agency



Distribution of food baskets through the 'Solidarity City' program.



# SDG 2.

## Zero Hunger and Sustainable Agriculture

*Eradicate hunger, achieve food security, improve nutrition and promote sustainable agriculture.*

### Context

Access to healthy food is not only a fundamental right; it also improves the population's living conditions and public health. Therefore, the City of São Paulo is dedicated to implementing programs and actions that guarantee the human right to adequate food, fight hunger and social exclusion, and encourage healthy eating habits. They also generate income linked to healthy eating and the conscious consumption of food, strengthening family farming and providing greater access to organic products.

The National Survey on Food Insecurity in the Context of the Covid-19 Pandemic in Brazil indicates that in the last months of 2020, 19 million Brazilians went hungry and more than half of the households in the country faced some degree of food insecurity (Brazilian Research Network on Sovereignty and

Food and Nutritional Security, 2021) Therefore, the City Government implemented programs to ensure food security for the most vulnerable population, by providing food baskets and ready-to-eat meals. Lunch Cards were also provided in order to protect children and adolescents in face of the suspension of on-site education and the suspension of school meals. There were also ongoing actions, such as the Leve Leite Program, the Municipal Program to Combat Waste and Loss of Food, and the program of food donation to social assistance entities.

In addition to access to food, another relevant dimension of the SDG refers to agriculture. Although its population, territory and economy are essentially urban, support to agriculture in São Paulo has the potential to generate income for the rural area of the municipality, improve the population's access to fresh food and, in the case of vegetable gardens in urban areas, promote community bonds and environmental education.

### Municipal Goal 2.1

*By 2030, end hunger and ensure access to all people, in particular the poor and people in vulnerable situations, including children, to safe, healthy, nutritious and sufficient food throughout the year.*

**Indicator 2.1.1:** Quantidade de alimentos doados pelo programa Banco de Alimentos (kg)

**Formula:** Kilograms of food donated by the São Paulo City Hall Food Bank program to social assistance entities.

2015	2016	2017	2018	2019	2020
-*	1,699,045	462,331	354,872	361,506	3,264,414.65

**Source:** Municipal Secretariat for Economic Development and Labor (SMDET, from the acronym in Portuguese).

**2030 goal:** Monitor

### Linked Municipal Programs

In the 2021-2024 Goals Program, the theme of food security is introduced in Goal 1 (Serve 1,700,000 people in income transfer and/or nutritional support programs), concerning access to food by the most socially vulnerable population. To what concerns support to agriculture, Goal 61 establishes the commitment to structure 400 urban vegetable gardens and actions to support rural businesses. Training will be linked to the green economy and fostering environmental technologies. The encouragement and strengthening of urban and peri-urban agriculture is presented as a policy to promote a more inclusive, sustainable, healthy and rural city. Through the cultivation of vegetables, fruits, PANCs (non-conventional food plants), flowers and other plants, by the population in the communities where they are located, gardens can play a relevant role in several dimensions. For food security, through food distribution or direct sale at affordable prices. They can also be an alternative for income generation. As well as fulfilling an important role in food and environmental education, in community engagement, in improving the environmental quality of the city and of life for the population. Between 2021 and 2024, a set of actions will be developed to contribute to the strengthening of existing urban vegetable gardens initiatives, as well as to foster the emergence of new productive areas in the city, such as the provision of technical assistance and rural extension, provision of inputs, structuring of production chains, training, survey and feasibility of areas for cultivation, regularization of gardens and structuring of municipal policies aimed at agriculture. Regarding the relationships that São Paulo establishes with internationally applied food and nutrition security policies, the city's adherence to the Milan Pact in 2015 constitutes a milestone in multilateral relations and the rise of São Paulo's representation in spaces for the formulation and analysis of public policies. The Milan Urban Food Policy Pact is an agreement between mayors. It is not only a declaration, but also a concrete working instrument for the signatory cities.

In the 2020 edition of the Milan Pact Awards, an award that recognizes innovation initiatives and the exchange of good practices between the signatory cities, São Paulo was recognized in the categories of "Governance" and "Social and Economic Equity," based on three projects developed in front of the context of food insecurity and socioeconomic crisis caused by the pandemic: "Cidade Solidária" (Solidarity City), "Cartões de Alimentação" (Food Cards) and "Cozinhando pela Vida" (Cooking for Life). The volunteer action "Cidade Solidária" is an initiative of the City Hall in conjunction with Organized Civil Society entities that helped individuals in situations of extreme vulnerability, with the help of individuals and companies in the donation of food and self-care and cleaning products. The "Cartões de Alimentação" project distributed food stamps to families of children and teenagers in the municipal education network, benefiting the entire network of 1 million students. "Cozinhando pela Vida," made it possible to distribute lunchboxes to individuals in a situation of vulnerability, move local economies from the purchase of inputs and food from merchants in the vicinity of the kitchens used, as well as employing professional cooks who had no options to generate income.

## Goals and indicators of SDG 2

GOAL NO.	MUNICIPAL GOAL 2030	INDICATOR NO.	INDICATOR	BASE VALUE (2015)	LATEST AVAILABLE PERFORMANCE (2019)	2030 GOAL
2.1	By 2030, end hunger and ensure access to all people, in particular the poor and people in vulnerable situations, including children, to safe, healthy, nutritious and sufficient food throughout the year.	2.1.1	Amount of food donated by the Food Bank program (kg)	-*	361,506	Expand
2.2	By 2030, reduce chronic and acute malnutrition and reduce the acceleration of overweight in children under five, and meet the nutritional needs of pregnant women and infants under six months.	2.2.1	Height deficit in children under five years old (%)	-**	7.70%	Reduce by 40% compared to 2019
		2.2.2	Low weigh in children under five years old (%)	-**	5.70%	Keep it below 5%
		2.2.3	Annualized rate of increase (acceleration) in the prevalence of Overweight in children under five years old	-**	-***	Reduce by 50% compared to 2019
		2.2.4	Prevalence of Exclusive Breastfeeding in infants up to 6 months (%)	-**	49%	Expand to 55%
		2.2.5	Term Low Birth Weight of Children (%)	3.90%	3.80%	Reduce to 3.3%
2.3	By 2030, increase agricultural productivity and income for small food producers, particularly women and family farmers, including through secure and equal access to land, other productive resources and inputs, knowledge, financial services, markets and value aggregation and non-agricultural employment opportunities.	2.3.1	Planted area (hectares)	-*	777.87	Monitor
		2.3.2	Rural producers supplying open markets in the city of São Paulo (absolute number)	-*	40	Expand

GOAL NO.	MUNICIPAL GOAL 2030	INDICATOR NO.	INDICATOR	BASE VALUE (2015)	LATEST AVAILABLE PERFORMANCE (2019)	2030 GOAL
2.4	By 2030, having at least 60% of agricultural properties in the municipality promote satisfactory agro-environmental practices of a sustainable nature, promoting the maintenance and/or recovery of ecosystems and local biodiversity, with progressive improvement in the quality of land and soil, and strengthening municipality resilience in the face of the challenges of climate change.	2.4.1	Agricultural units in the MSP (City of São Paulo, from the acronym in Portuguese) (absolute number)	-	536	Monitor
		2.4.2	Conventional agricultural units (absolute number)	-	448	Monitor
		2.4.3	Agricultural units in the process of agro-ecological transition (absolute number)	-	29	Expand
		2.4.4	Agricultural units with organic production certification (absolute number)	-	59	Expand
		2.4.5	Agricultural units submitted to the checklist of good agro-environmental practices (absolute number)	-	151	Expand
		2.4.6	Conventional agricultural properties (%)	-	83.58%	Monitor
		2.4.7	Agricultural properties in the process of agroecological transition (%)	-	5.40%	Expand
		2.4.8	Agricultural units with organic production certification (%)	-	11%	Expand
		2.4.9	Properties submitted to the checklist of good agro-environmental practices (%)	-	28.17%	Expand
		2.4.10	Good agro-environmental practices in agricultural properties - satisfactory (%)	-	50.78%*	Expand to 60%

Nº DA META	MUNICIPAL GOAL 2030	INDICATOR NO.	INDICATOR	BASE VALUE (2015)	LATEST AVAILABLE PERFORMANCE (2019)	2030 GOAL
2.5	Until 2025, plant and supply, through the Municipal Nurseries, preferably species native to the Municipality, ensuring diversity, with actions from the Municipal Plan for Urban Afforestation (PMAU).	2.5.1	Diversity Rate of Planted Native Species of the Municipality (%)	-*	-*	Expand
2.a	Increase investment, including through the strengthening of national and international cooperation, to increase the capacity for environmentally sustainable agricultural production, strengthen the agricultural value chain and improve the integration between the rural territory and the urban environment in the municipality, prioritizing family farmers and traditional communities.	2.a.1	International co-operation actions on the theme of environmentally sustainable agricultural production (absolute number)	-*	7	Monitor
		2.a.2	National cooperation actions on the theme of environmentally sustainable agricultural production (absolute number)	-*	1	Monitor
		2.a.3	Amounts invested directly and indirectly through international cooperation in environmentally sustainable agricultural production in the municipality (R\$)	-*	R\$ 5,848,227	Monitor
		2.a.4	Amounts invested directly and indirectly through national cooperation in environmentally sustainable agricultural production in the municipality (R\$)	-*	R\$ 0.00	Expand

## SDG 2 Analytical Summary



8

UN Goals



6

Municipalized Goals through the 2030 Municipal Agenda



25

UN Indicators

23

Indicators of the 2030 Municipal Agenda

21

Indicators of the 2030 Municipal Agenda with details

2

Indicators of the 2030 Municipal Agenda under construction by the responsible agency



City Hall delivers healthy baskets to families of students in the municipal education system.

# SDG 3.

## Health and Wellness

Ensure access to quality healthcare and promote well-being for everyone, at all ages.

### Context

In Brazil, the Public Health System is responsible for promoting, protecting and restoring health, guaranteeing qualified and continuous care to individuals and communities, with the commitment to always be fair and impartial. The municipality of São Paulo is responsible for providing Primary Care.

Primary Care is the set of individual, family and collective health actions that involve promotion, prevention, protection, diagnosis, treatment, rehabilitation, harm reduction, palliative care and health surveillance, through integrated care practices and qualified management, carried out with a multidisciplinary team and aimed at the population in a defined territory, for which the teams assume health responsibility.

The Municipal Health Plan (PMS) is the central planning instrument to define and implement all initiatives within the scope of municipal health for a period of four years. It presents the government's commitments to the health sector. Based on a situational analysis of the population's health needs and the municipality's specificities, the PMS establishes guidelines, objectives and medium-term goals to guide the actions to be performed in the Annual Health Programs.



### Municipal Goal 3.8

*Achieve universal health coverage, access to quality essential health services, and access to safe, effective and quality essential medicines and vaccines.*

**Indicator 3.8.3:** Estimated population coverage for Primary Care (%).

**Formula:** N° of Primary Care teams<sup>1</sup>/Population estimate \* 100.

2015	2016	2017	2018	2019	2020
58.4%	63.5%	63.3%	60.9%	66.5%	72.7%

Source: Municipal Secretariat for Health (SMS).

**2030 Goal:** Expand to at least 70%.

### Linked Municipal Programs

In order to guarantee the population comprehensive health care, expanding territorial coverage of services and considering the specificities of the public served by gender and race, the 2021-2024 Goals Program established the goal of implementing 40 new teams of the Family Health Strategy, prioritizing the most vulnerable districts in the context of early childhood, in order to expand coverage of primary health care.

For the quadrennium, 30 new pieces of equipment will be deployed and 187 health pieces of equipment will be renovated and/or refitted, expanding access to the services offered, and meeting the specificities of each territory. That also contributes to expanding coverage for Primary Care, especially in the regions with a care gap. Finally, it should be noted that the expansion of this equipment is part of the strategy to combat the Covid-19 pandemic in the city, guaranteeing the vaccination of the population and the care of patients affected by the disease.



Tigatira linear park.

<sup>1</sup> To calculate the coverage, the teams are weighted according to the methodology presented by the Interfederative Agreement 2017-2021 (Resolution CIT No. 8 of 11/24/2016 published in the DOU (Federal Register, from the acronym in Portuguese) on 12/12/2016).

## Goals and indicators of SDG 3

GOAL NO.	MUNICIPAL GOAL 2030	INDICATOR NO.	INDICATOR	BASE VALUE (2015)	LATEST AVAILABLE PERFORMANCE (2019)	2030 GOAL
3.1	By 2030, reduce the maternal mortality ratio in the city of São Paulo to a maximum of 42 deaths per 100,000 live births.	3.1.1	Ratio of deaths of women residing in the municipality due to causes and conditions considered as maternal death (deaths per 100,000 live births)	51.6	49.8 deaths per 100,000 live births	Reduce to less than 42 deaths per 100,000 live births
3.2	By 2030, reduce the infant mortality rate in the municipality of São Paulo to below 10 per thousand live births.	3.2.1	Infant mortality rate (deaths per 1,000 live births)	10.87	11.18 deaths per 1,000 live births	Reduce to less than 10 deaths per 1,000 live births
3.3	By 2030, end the AIDS epidemic, control, as public health problems, tuberculosis, hepatitis C and arboviruses transmitted by Aedes aegypti in the city of São Paulo.	3.3.1	Percentage of people living with HIV diagnosed (%)	-*	90.3%	Expand to at least 90%
		3.3.2	Percentage of people living with HIV diagnosed under treatment with antiretroviral drugs - ARV (%)	-*	84.6%	Expand to at least 90%
		3.3.3	Percentage of people living with HIV diagnosed and treated with undetectable viral load (%)	-*	80.6%	Keep it greater than 90%
		3.3.4	Proportion of examined contacts of new cases of pulmonary tuberculosis with laboratory confirmation, in residents of the city of São Paulo (%)	54.9%	46.5%	Expand to at least 70%
		3.3.5	Total Tuberculosis Mortality Coefficient per 100,000 inhabitants, in residents of the city of São Paulo (deaths per 100,000 inhabitants)	2.9	2.4	Reduce by 3% compared to 2019

GOAL NO.	MUNICIPAL GOAL 2030	INDICATOR NO.	INDICATOR	BASE VALUE (2015)	LATEST AVAILABLE PERFORMANCE (2019)	2030 GOAL
3.3	By 2030, end the AIDS epidemic, control, as public health problems, tuberculosis, hepatitis C and arboviruses transmitted by Aedes aegypti in the city of São Paulo.	3.3.6	Number of deaths from hepatitis C, as underlying cause, of residents in the city of São Paulo (absolute number)	222	106	Reduce to a maximum of 37 deaths
		3.3.7	Aedes aegypti Building Infestation Index, obtained from the Larval Density Assessment (ADL) carried out in October (%)	0.25%	0.05%	Keep below 1% annually
3.4	By 2030, reduce the premature mortality rate by 18% for the four main groups of non-communicable chronic diseases (circulatory disease, cancer, diabetes and chronic respiratory diseases).	3.4.1	Premature Mortality Rate (from 30 to 69 years old) by the set of four CNCDs (Diseases of the Circulatory System, Cancer, Diabetes and Chronic Respiratory Diseases) (deaths per 100,000)	326	312 deaths per 100,000	Reduce to less than 259 deaths per 100 thousand
3.5	Improve and expand the prevention and treatment of people with problems arising from the abusive use of alcohol and other drugs.	3.5.1	Monthly average of assistance at the Psychosocial Care Centers (CAPS) Alcohol and Drugs in the Municipal Network (absolute number)	6,915	8,581	Increase by 20% compared to the 2019 value
3.6	By 2030, reduce deaths from traffic accidents to a maximum of 3 deaths per 100,000 inhabitants.	3.6.1	Traffic deaths per 100,000 inhabitants (deaths per 100,000 inhabitants)	8.26	6.44	Reduce to a maximum of 3
		3.6.2	Deaths of pedestrians in traffic per 100,000 inhabitants (deaths per 100,000 inhabitants)	3.5	2.9	Reduce by 50% compared to 2020
		3.6.3	Deaths of motorcyclists in traffic per 100,000 inhabitants (deaths per 100,000 inhabitants)	3.7	2.4	Reduce by 50% compared to 2020



GOAL NO.	MUNICIPAL GOAL 2030	INDICATOR NO.	INDICATOR	BASE VALUE (2015)	LATEST AVAILABLE PERFORMANCE (2019)	2030 GOAL
3.6	By 2030, reduce deaths from traffic accidents to a maximum of 3 deaths per 100,000 inhabitants.	3.6.4	Deaths of cyclists in traffic per 100,000 inhabitants (deaths per 100,000 inhabitants)	0.3	0.3	Reduce by 50% compared to 2020
		3.6.5	Participation of automobiles in fatal traffic accidents (%)	35.3%	35.1%	Monitor
		3.6.6	Participation of motorcycles in fatal traffic accidents (%)	34.2%	35.6%	Monitor
		3.6.7	Participation of buses in fatal traffic accidents (considering all types of buses)	13.8%	11.1%	Monitor
		3.6.8	Participation of trucks in fatal traffic accidents (%)	7.4%	9.1%	Monitor
		3.6.9	Participation of bicycles in fatal traffic accidents (%)	2.6%	3.7%	Monitor
		3.6.10	Proportion of city roads with speeds greater than 50 km/h (%)	0.9%	1.5%	Monitor
		3.6.11	Estimate of the annual social cost of traffic accidents (BRL)	1,076,253,381	782,451,450	Reduce
3.7	By 2030, ensure and expand access to contraceptive services and methods, to reproductive planning, to more accessible information and education in order to reduce teen pregnancy.	3.7.1	Number of long-term reversible contraceptive methods available (LARC: IUD, implant, IUS, LNG) per year (absolute number)	5,792	26,400	Expand annually by 10%

GOAL NO.	MUNICIPAL GOAL 2030	INDICATOR NO.	INDICATOR	BASE VALUE (2015)	LATEST AVAILABLE PERFORMANCE (2019)	2030 GOAL
3.7	By 2030, ensure and expand access to contraceptive services and methods, to reproductive planning, to more accessible information and education in order to reduce teen pregnancy.	3.7.2	Percentage of live births to children and adolescents (10-19 years old) (%)	12.8%	9.8%	Reduce annually by 0.5%
		3.7.3	Number of actions developed under the School Health Program (PSE) for sexual and reproductive health (absolute number)	_*	107	Carry out 5,000 actions between 2020 and 2030
3.8	Achieve universal health coverage, access to quality essential health services, and access to safe, effective and quality essential medicines and vaccines.	3.8.1	Active vaccine rooms in all Basic Health Units (UBS) (%)	100%	100%	100%
		3.8.2	Active pharmacies in all Basic Health Units (UBS) (%)	100%	100%	100%
		3.8.3	Estimated population coverage for Primary Care (%)	58.4%	66.5%	Expand to at least 70%
3.9	By 2030, expand the service of the VigiAr, VigiSolo, VigiQuim and VigiDesastres programs in the city of São Paulo, as well as encourage and promote articulated initiatives with other partners and actors, aiming to prevent and reduce the population's exposure to health risks associated with pollution of the air, soil, water and by chemicals.	3.9.1	VigiAR Sentinel Units - notifications related to respiratory diseases of children aged 0 to 5 years old by UBS (absolute number)	-	1,953	Monitor
		3.9.2	VigiAR Sentinel Units - training of health professionals to improve records (absolute number)	_*	_*	Expand
		3.9.3	VigiSolo - monitoring of contaminated areas with change of use (absolute number)	-	129	Monitor

GOAL NO.	MUNICIPAL GOAL 2030	INDICATOR NO.	INDICATOR	BASE VALUE (2015)	LATEST AVAILABLE PERFORMANCE (2019)	2030 GOAL
3.9	By 2030, expand the service of the VigiAr, VigiSolo, VigiQuim and VigiDesastres programs in the city of São Paulo, as well as encourage and promote articulated initiatives with other partners and actors, aiming to prevent and reduce the population's exposure to health risks associated with pollution of the air, soil, water and by chemicals.	3.9.4	VigiSolo - monitoring of contaminated areas without change of use (absolute number)	-	112	Monitor
		3.9.5	VigiSolo - Inspections in Contaminated Areas with Confirmed Risk (absolute number)	-	84	Monitor
		3.9.6	VigiQuim - Inspections in contaminated areas for risk of human exposure to priority substances (absolute number)	-*	-*	Expand
		3.9.7	VigiDisasters - Investigations of impacts on human health arising from natural/ technological disasters (absolute number)	-*	-*	Monitor
3.a	By 2030, reduce the percentage of smokers in the city of São Paulo by at least 10%.	3.a.1	Percentage of smokers in the city of São Paulo (%)	13.7%	13.5%	Reduce by at least 10% compared to 2019
3.b	Provide access to vaccines on the National Vaccination Calendar and carry out actions to achieve optimal coverage of agreed vaccines (Pentavalent Vaccine, 10-valent Pneumococcal Vaccine, Polio Vaccine, Vaccine Against Measles / Mumps / Rubella)	3.b.1	Proportion of vaccines (Pentavalent Vaccine, 10-valent Pneumococcal Vaccine, Polio Vaccine and Vaccine Against Measles/ Mumps/Rubella) that reached 95% vaccination coverage (%)	75%	25%	Reach 75% (at least three of the four vaccines agreed with vaccination coverage of at least 95%) annually
3.c	Ensure significant mobilization of resources from a variety of sources, including through the mobilization of external financial resources from international, inter-federative and private sources, in order to expand and qualify the health care network in the city of São Paulo.	3.c.1	External financial resources raised from international, inter-federative and private sources for Health (BRL)	0	172,146,567.24	Expand

GOAL NO.	MUNICIPAL GOAL 2030	INDICATOR NO.	INDICATOR	BASE VALUE (2015)	LATEST AVAILABLE PERFORMANCE (2019)	2030 GOAL
3.c	Ensure significant mobilization of resources from a variety of sources, including through the mobilization of external financial resources from international, inter-federative and private sources, in order to expand and qualify the health care network in the city of São Paulo.	3.c.2	Expenses incurred by the Municipality of São Paulo with the Health budget function (R\$)	8,693,354,032.80	11,220,659,176.98	Monitor
3.d	Strengthen local capacity for early warning, risk reduction and management of local, national and global health emergencies.	3.d.1	Proportion of cases of immediate compulsory notification (DNCI) closed within 60 days after notification (%)	65.8%	81.8%	Keep at least 80% annually

### SDG 3 Analytical Summary



13

UN Goals



13

Municipalized Goals through the 2030 Municipal Agenda



40

UN Indicators

40

Indicators of the 2030 Municipal Agenda

37

Indicators of the 2030 Municipal Agenda with details

3

Indicators of the 2030 Municipal Agenda under construction by the responsible agency

# SDG 4.

## Quality education


Ensure access to inclusive, quality and equitable education and promote lifelong learning opportunities for all.

### Context

As determined by the Law of Guidelines and Bases - LDB (from the acronym in Portuguese) (Federal Law 9,394/1996), the Municipality will be responsible for assisting children with nursery school (up to 3 years old), pre-school (Kindergarten - children aged 4 and 5 years old) and Elementary School (children and adolescents from 6 to 14 years old). Kindergarten education ranges from birth to 6 years old. This period, known as Early Childhood, is a key moment in the construction of each child's identity and in their learning process. Elementary and Secondary Education comprise an extensive period of school life: 12 years, 9 years in Elementary School and 3 years in High School. In Elementary School, educating implies considering both the individual development of the student - who arrives at school as a child and leaves an adolescent - as well as the social, intellectual, emotional, physical and cultural condition, under an inclusive and equitable perspective. The Municipal Education Plan of São Paulo (PME, from the acronym in Portuguese) was sanctioned in 2015 after a broad participatory process,

bringing together a set of thirteen goals with highlights for increasing funding, expanding services to children in early childhood, reducing the number of students per class, improving the democratic management of Education and enhancing public teaching career professionals. In relation to early childhood, it is worth noting that in November 2018, the Municipality of São Paulo launched the Municipal Plan for Early Childhood 2018-2030 (PMPI/São Paulo). It aims to help ensure the rights and full development of babies and children, aged from zero to six years old.

As of 2017, the City Curriculum, in line with the Common National Curriculum Base (BNCC, from the acronym in Portuguese), explicitly incorporated the Sustainable Development Goals (SDGs). The result is programs, projects and actions carried out by more than 3,600 schools throughout the 96 districts of São Paulo, to promote the concept of full time education, equity and inclusive education at all levels of education.



### Municipal Goal 4.1

*By 2030, ensure that all girls and boys, without exception and without discrimination based on gender, race, ethnicity, sexuality, disability and others, complete Kindergarten and Elementary School. Education must be equitable and of quality, at the proper age, ensuring it is offered for free in the public network and leading to satisfactory, significant and relevant training and learning results.*

**Indicator 4.1.5:** Children fully literate by the time they are 8 years old in the Municipal Public Network (%).

**Formula:** Percentage of students in the 3rd year of elementary school with basic, proper and advanced levels in Portuguese in the São Paulo test in relation to all students in the 3rd year of elementary school participating in the São Paulo test (Municipal Network).

2015	2016	2017	2018	2019	2020
-*	-*	82.62%	82.10%	92.4%	ND

Source: SMS - Municipal Secretariat for Education (SME).

**2030 Goal:** 100%

### Linked Municipal Programs

To ensure universal access to education and the expansion of quality parameters, the 2021-2024 Goals Program brought together a set of seven goals on the educational theme, led directly by the Municipal Secretariat for Education (SME). With regard to the expansion of vacancies, a commitment was made to create 50,000 new vacancies in day care centers. The measure will fully meet the demand for child vacancies in kindergarten education. 12 new Unified Educational Centers (CEUs, from the acronym in Portuguese) and 45 new school units will also be delivered, ensuring more schools in regions where there is greater demand, especially those marked by greater social vulnerabilities.

To guarantee the quality of education, the City Hall undertakes, with the 2021-2024 Goals Program, to raise student performance, measured by the Performance Index of Education in São Paulo (IDEP), both in the initial and final years of elementary School It also undertakes to carry out literacy training by the end of the second year of elementary school, anticipating this milestone by one year, compared to the National Education Plan (PNE). Finally, São Paulo Language Centers will be installed in all CEUs, expanding access to foreign languages beyond those included in the curriculum (English and Spanish).



## Goals and indicators of SDG 4

GOAL NO.	MUNICIPAL GOAL 2030	INDICATOR NO.	INDICATOR	BASE VALUE (2015)	LATEST AVAILABLE PERFORMANCE (2019)	2030 GOAL
4.1	By 2030, ensure that all girls and boys, without exception and without discrimination based on gender, race, ethnicity, sexuality, disability and others, complete Kindergarten and Elementary School. Education must be equitable and of quality, at the proper age, ensuring it is offered for free in the public network and leading to satisfactory, significant and relevant training and learning results.	4.1.1	Universal Primary Education Rate (public and private networks) (%)	114.91%	112.68%	100% of demand
		4.1.2	Number of students per teacher in Elementary School of the Municipal Public Network (absolute number)	_*	28 in the Literacy Cycle, 29 in the Interdisciplinary Cycle and 29 in the Author Cycle	Reduce
		4.1.3	Age/Year Distortion Rate in the Early Years of Elementary School in the Municipal Public Network (School Dropout Rate) (%)	5.37%	5.56% in the Early Years	Reduce
		4.1.4	Age/Year Distortion Rate in the Final Years of Elementary School in the Municipal Public Network (School Dropout Rate) (%)	10.50%	13.82% in the final years	Reduce
		4.1.5	Children fully literate by the time they are 8 years old in the Municipal Public Network (%)	_*	_*	100%
4.2	By 2030, ensure that all girls and boys, without exception, have access to comprehensive development, care, proper psychomotor and cognitive learning, thus ensuring their permanence and the provision of free education	4.2.1	Demand met for vacancies in daycare centers in the Municipal Public Network (%)	81.33%	96.81%	100% of registered demand

GOAL NO.	MUNICIPAL GOAL 2030	INDICATOR NO.	INDICATOR	BASE VALUE (2015)	LATEST AVAILABLE PERFORMANCE (2019)	2030 GOAL
4.2	By 2030, ensure that all girls and boys, without exception, have access to comprehensive development, care, proper psychomotor and cognitive learning, thus ensuring their permanence and the provision of free education	4.2.2	Universalization Rate of Kindergarten Education (Pre-school) (public and private networks) (%)	101.31%	91.78%	100%
		4.2.3	Number of students per teacher in day care centers of the Municipal Public Network (absolute number)	9.8	9.9	Reduce
		4.2.4	Number of students per teacher in Pre-schools of the Municipal Public Network (absolute number)	21.8	22.6	Reduce
		4.3.1	Higher Education enrollment rate (%)	_*	_*	Monitor
4.3	By 2030, ensure equal access and permanence for all men and women, without exception, to quality technical, professional and higher education, free or at affordable prices, including universities, in all regions of the city.	4.3.2	Number of vacancies in the Uniceu Network for Licentiate and Bachelor's Degrees (absolute number)	1,566	1,880	Expand
		4.3.3	Number of vacancies in the Uniceu Network for Specialization (absolute number)	2,340	2,400	Expand
		4.3.4	Percentage of students who timely complete higher education (Cumulative Completion Rate) (%)	_*	_*	Expand



GOAL NO.	MUNICIPAL GOAL 2030	INDICATOR NO.	INDICATOR	BASE VALUE (2015)	LATEST AVAILABLE PERFORMANCE (2019)	2030 GOAL
4.3	By 2030, ensure equal access and permanence for all men and women, without exception, to quality technical, professional and higher education, free or at affordable prices, including universities, in all regions of the city.	4.3.5	Percentage of students who dropped out of higher education (Cumulative Dropout Rate) (%)	-*	-*	Reduce
4.4	By 2030, eliminate gender disparities in education and ensure equality and quality of access to all levels of basic and professional education for the most vulnerable, including people with disabilities, indigenous peoples, foreigners and children, without distinction of race or ethnicity, in all regions of the city.	4.4.1	Professional qualification offer menu by the Municipal Secretariat for Economic and Labor Development (SMDET) (%)	-*	8.72%	Monitor
		4.4.2	Entry rate into the labor market of participants in the Professional Qualification Programs of the Municipal Secretariat for Economic Development and Labor (SMDET)	-*	21.58%	Expand
4.5	By 2030, eliminate gender disparities in education and ensure equality and quality of access to all levels of basic and professional education for the most vulnerable, including people with disabilities, indigenous peoples, foreigners and children, without distinction of race or ethnicity, in all regions of the city.	4.5.1	Basic Education Dropout Rate (Elementary and High School) (%)	-*	0.9% Elementary School and 4.0% High School	Reduce
		4.5.2	Inequalities and Learning Indicator (IDeA)	-*	-*	Reduce inequality
4.6	By 2030, ensure that all young people without exception, as well as a substantial proportion of adults, men and women, are literate and have acquired basic knowledge of Mathematics and Portuguese, in all the city's regions.	4.6.1	Illiteracy Rate (%)	-*	-*	Eradicate

GOAL NO.	MUNICIPAL GOAL 2030	INDICATOR NO.	INDICATOR	BASE VALUE (2015)	LATEST AVAILABLE PERFORMANCE (2019)	2030 GOAL
4.6	By 2030, ensure that all young people without exception, as well as a substantial proportion of adults, men and women, are literate and have acquired basic knowledge of Mathematics and Portuguese, in all the city's regions.	4.6.2	Number of Enrollments in EJA, Youth and Adult Education (from the acronym in Portuguese) (absolute number)	-*	121,089	Monitor
		4.6.3	Demand met in Youth and Adult Education (EJA) (%)	-	22.75%	100%
		4.6.4	Third-year high school students from public schools with basic knowledge in mathematics (%)	-*	-*	Expand
4.7	By 2030, expand access to knowledge and skills necessary to promote sustainable development, global citizenship and a culture of peace in all regions of the municipality, with formal and non-formal environmental education, in a democratic and participatory manner, mainly with students, educators and family members of the Municipal Education Network, but without excluding other networks (including the private one).	4.7.1	Index of participation in Environmental Education activities offered by UMAPAZ (%)	-*	68%	Expand
		4.7.2	Full-time education in Elementary School of the municipal public network - early years (%)	4.41%	4.51%	25%
		4.7.3	Full-time education in Elementary School of the municipal public network - final years (%)	1.63%	0.60%	25%
		4.7.4	Rate of schools in the Municipal Public Network that explained and implemented environmental education transversally in their pedagogical projects (%)	-*	-*	Expand



GOAL NO.	MUNICIPAL GOAL 2030	INDICATOR NO.	INDICATOR	BASE VALUE (2015)	LATEST AVAILABLE PERFORMANCE (2019)	2030 GOAL
4.a	Build, provide and improve physical education facilities that are child-appropriate and disability-sensitive and gender-sensitive, and that provide safe, non-violent, inclusive and effective learning environments for all. In addition, understanding the totality of spaces in the city as educational territories, based on the concept of sustainable educational spaces, in all regions of the city.	4.a.1	Percentage of Municipal Public Schools with Resources for Specialized Educational Service - AEE (%)	52.85%	42.11%	Expand
		4.a.2	Percentage of Municipal Public Schools with Facilities Suitable for People with Disabilities (%)	40.13%	37.41%	100%
		4.a.3	Percentage of Public Elementary and High School Schools with Broadband Internet Access (%)	-*	0%	Expand
		4.a.4	Percentage of Accessible Municipal Public Schools (%)	-*	-*	Expand
4.b	By 2030, substantially expand the number of scholarships and scientific initiation offered by the City Hall initiative to students residing in the city enrolled in higher, technical, technologist and scientific programs. The objective is to promote scientific and technological production by combating, via support and permanence assistance, the dropout of low-income students.	4.b.1	Offer of Permanence Assistance Scholarships for Low-Income Students Resident in the City of São Paulo (absolute number)	0	0	Expand
		4.b.2	Offer of Scientific Initiation Scholarships for Low-Income Students Resident in the City of São Paulo (absolute number)	0	0	Expand
4.c	By 2030, substantially increase the number of qualified teachers in the Municipal Education Network, without exception and without discrimination based on gender, race, ethnicity, sexuality, disability and others, including through international cooperation.	4.c.1	Municipal Public Network Teachers with Specialization (%)	-*	0.58%	Expand

## SDG 4 Analytical Summary



**10**

UN Goals



**10**

Municipalized Goals through the 2030 Municipal Agenda



**33**

UN Indicators

**33**

Indicators of the 2030 Municipal Agenda

**24**

Indicators of the 2030 Municipal Agenda with details

**9**

Indicators of the 2030 Municipal Agenda under construction by the responsible



EMEI (Municipal Early Childhood Education Schools) Arnando de Arruda.

# SDG 5.

## Gender Equality

*Achieve gender equality and empower all women and girls.*

### Context

Promoting gender equality is challenging, as it is crosscutting and must be considered when implementing each of the goals of the 2030 Agenda. The goals of SDG 5 seek the elimination of discrimination and violence, the valorization of unpaid domestic work and the guarantee of political, economic and public participation. A specific SDG for promoting gender equality reinforces the size of the challenge.

One of the central dimensions in the realization of women's rights in Brazil is the fight against violence in all its forms, whether physical, sexual, moral or institutional.

Violence is a structuring dimension of gender inequality in the country, with impacts on social and economic development.

In the municipality of São Paulo, there is a Municipal Plan for Women's Policies, currently under review. Said Plan recognizes the municipality's role in articulating, promoting and carrying out public policies and actions to combat gender inequalities and ensure the necessary advances to a more equitable society.

### Municipal Goal 5.2

*Eliminate all forms of gender-based violence in the public and private spheres, highlighting sexual violence, human trafficking and homicide, in their intersections with race, ethnicity, age, disability, sexual orientation, gender identity, territoriality, culture, religion and nationality, especially for women and girls in situations of greater vulnerability.*

**Indicator 5.2.1:** Total number of services provided by women's equipment from the Municipal Secretariat for Human Rights and Citizenship (absolute number).

**Formula:** Total number of services provided by the Women's Citizenship Centers, Women's Reference Centers and Lilac Buses.

2015	2016	2017	2018	2019	2020
6,916	5,322	12,685	14,093	13,619	25,001

Source: Municipal Secretariat for Human Rights and Citizenship (SMDHC).

**2030 Goal:** Expand.

### Linked Municipal Programs

With the objective of increasing respect for diversity and promoting equal opportunities, the 2021-2024 Goals Program provides for a 50% increase in the number of services provided in exclusive equipment for women, further promoting the increased awareness of women in São Paulo about the support network provided by the City of São Paulo.

Additionally, the annual Human Rights and Diversity Seal Program is also planned. Such Plan recognizes good practices in managing diversity and promoting human rights in companies, public bodies and third sector organizations, with the award category of initiatives aimed at promoting gender equality. The 2030 Municipal Agenda foresees recognizing 150 initiatives to promote inclusion and combat discrimination against women with the Municipal Seal of Human Rights and Diversity in the next 10 years.



Projection of the campaign "Inform Women, Transform Lives" held in Itaquera.

## Goals and indicators of SDG 5

GOAL NO.	MUNICIPAL GOAL 2030	INDICATOR NO.	INDICATOR	BASE VALUE (2015)	LATEST AVAILABLE PERFORMANCE (2019)	2030 GOAL
5.1	Eliminate all forms of gender discrimination, in their intersections with race, ethnicity, age, disability, sexual orientation, territoriality, culture, religion and nationality, especially for women and girls in situations of greater vulnerability.	5.1.1	Initiatives to promote inclusion and combat discrimination against women recognized with the Municipal Seal of Human Rights and Diversity by the City of São Paulo (absolute number).	-*	9	Achieve 150 recognized initiatives
5.2	Eliminate all forms of gender-based violence in the public and private spheres, highlighting sexual violence, human trafficking and homicide, in their intersections with race, ethnicity, age, disability, sexual orientation, gender identity, territoriality, culture, religion and nationality, especially for women and girls in situations of greater vulnerability.	5.2.1	Total number of services provided by women's equipment from the Municipal Secretariat for Human Rights and Citizenship (absolute number)	6,916	13,619	Expand
		5.2.2	Number of services provided by the Casa da Mulher Brasileira (absolute number)	-*	1,193	Expand
		5.2.3	Number of vacancies in confidential and provisional shelter services for women in situations of violence and for homeless women (absolute number)	746	1,076	Expand
		5.2.4	Girls in foster care due to abandonment, negligence and/or mistreatment (absolute number)	66	109	Monitor
		5.2.5	Number of vacancies for assistance at the Women's Defense and Coexistence Centers (CDCM) of the Municipal Secretariat for Social Assistance and Development (absolute number)	1,610	1,610	Expand by 1,700 new vacancies

GOAL NO.	MUNICIPAL GOAL 2030	INDICATOR NO.	INDICATOR	BASE VALUE (2015)	LATEST AVAILABLE PERFORMANCE (2019)	2030 GOAL
5.2	Eliminate all forms of gender-based violence in the public and private spheres, highlighting sexual violence, human trafficking and homicide, in their intersections with race, ethnicity, age, disability, sexual orientation, gender identity, territoriality, culture, religion and nationality, especially for women and girls in situations of greater vulnerability.	5.2.6	Women assisted by the Tem Saída Program (victims of violence)	-*	492	Expand
		5.2.7	Notifications of violence against women and girls (absolute number)	22,552	28,582	Monitor
		5.2.8	Reports of sexual harassment on municipal public buses (absolute number)	-	49	Monitor
		5.2.9	Reports of sexual harassment filed at the City Hall (absolute number)	-	55	Monitor
		5.2.10	Complaints about sexual harassment filed at the City Hall finalized with application of a penalty (%)	-	27.0%	Expand
5.4	Recognizing and valuing unpaid care and domestic work, through the provision of public services, infrastructure and social protection policies, as well as the promotion of shared responsibility within the home and family, according to the municipal context.	5.4.1	Ratio of unpaid female domestic work to unpaid male domestic work (in times)	-	1.89	1.4
		5.4.2	Number of weekly hours devoted to unpaid domestic work by women (hours)	-	23h	Monitor
		5.4.3	Number of weekly hours devoted to unpaid domestic work by men (hours)	-	12,2h	Monitor
5.5	Ensure the full and effective participation of women and equal opportunities for leadership at all levels of decision-making in political, economic and public life.	5.5.1	Actual average income percentage difference between men and women in the city of São Paulo (%)	-*	16.8%	Reduce to 0%



GOAL NO.	MUNICIPAL GOAL 2030	INDICATOR NO.	INDICATOR	BASE VALUE (2015)	LATEST AVAILABLE PERFORMANCE (2019)	2030 GOAL
5.5	Ensure the full and effective participation of women and equal opportunities for leadership at all levels of decision-making in political, economic and public life.	5.5.2	Percentage of active female public servants (%)	72.75%	72.68%	Monitor
		5.5.3	Percentage of active black female municipal servants (%)	23.86%	27.60%	Expand to 36%
		5.5.4	Percentage of active black female municipal servants (%)	7.82%	9.37%	Monitor
		5.5.5	Percentage of active brown municipal servants (%)	16.04%	18.24%	Monitor
		5.5.6	Percentage of active female indigenous municipal servants (%)	0.07%	0.07%	Monitor
		5.5.7	Percentage of active yellow female municipal servants (%)	1.71%	1.55%	Monitor
		5.5.8	Percentage of active white female municipal servants (%)	61.40%	61.14%	Monitorar
		5.5.9	Percentage of active municipal female servants with disabilities (%)	0.35%	0.42%	Expand to 5%
		5.5.10	Percentage of Women in charge of municipal secretariats (Title Secretaries) (%)	15.52%	21.43%	Expand
		5.5.11	Percentage of Women in managerial positions in the municipal government (%)	-	62.42%	Expand
		5.5.12	Percentage of young women aged 15 to 24 who do not study or work or look for work (%)	-	9.1%	Reduce

GOAL NO.	MUNICIPAL GOAL 2030	INDICATOR NO.	INDICATOR	BASE VALUE (2015)	LATEST AVAILABLE PERFORMANCE (2019)	2030 GOAL		
5.5	Ensure the full and effective participation of women and equal opportunities for leadership at all levels of decision-making in political, economic and public life.	5.5.13	Actual average income of women in the city of São Paulo (R\$)	R\$ 3,312	R\$ 3,545	Monitor		
		5.5.14	Actual average income of men in the city of São Paulo (R\$)	R\$ 4,405	R\$ 4,245	Monitor		
		5.5.15	Percentage of female Councilors in the City Council (%)	-	16.36%	50%		
		5.6	Promote and guarantee sexual and reproductive health and rights, considering ethnicity, age, disability, peripheral regions, orientation and gender identity.	5.6.1	Percentage of live births to black adolescent women (10-19 years old)	16.1%	12.1%	Reduce annually by 0.5%
		5.6.2	Number of users followed in the transsexualization process (absolute number)	-**	581	Expand annually by 10%		
5.a	Ensure the effective implementation of laws and policies that certify women's equal rights to economic resources, as well as access to ownership and control over land and other forms of property, financial services, inheritance and natural resources, in accordance with national laws.	5.a.1	Percentage of women responsible for agricultural production units in the south of São Paulo (%)	-	30%	Monitor		
		5.a.2	Percentage of women responsible for agricultural production units in the south of São Paulo	-	128	Monitor		
		5.a.3	Terms of Use Permission issued on behalf of the woman in the household (%)	63.80%	60.19%	Monitor		
		5.a.4	Terms of Use Permission issued on behalf of the woman in the household (absolute number)	327	192	Monitor		

GOAL NO.	MUNICIPAL GOAL 2030	INDICATOR NO.	INDICATOR	BASE VALUE (2015)	LATEST AVAILABLE PERFORMANCE (2019)	2030 GOAL
5.b	Ensure gender equality in access to skills in the use and production of information and communication technologies, considering the specificities of people with disabilities, sociocultural specificities and ethnic-racial aspects.	5.b.1	Percentage of females who registered on the FAB LAB LIVRE SP network's official website (%)	27%	48%	Expand to 50%
		5.b.2	Percentage of females who have registered projects on the FAB LAB LIVRE SP network's official website (%)	0%	24%	Expand to 50%
		5.b.3	Percentage of female participants in VAitec (%)	-**	50%	Keep at least 50%
		5.b.4	Percentage of women working with Information Technology and Communication at City Hall (%)	-*	27.65%	Expand to 40%
5.c	Adopt and strengthen public policies and legislation aimed at promoting gender equality and the empowerment of all women and girls, as well as promoting mechanisms for their implementation considering the specificities of people with disabilities, sociocultural specificities and ethnic-racial cuts.	5.c.1	Percentage of municipal budget allocated to actions to promote gender equality (%)	0.036%	0.041%	Expand
		5.c.2	Condition of the social control body of policies for women in the municipality, in the period (active or inactive)	-*	Inactive	Keep it active throughout the period
		5.c.3	Status of the Municipal Plan for Women's Policies in the municipality, in the period (active or inactive)	-*	Active	Keep it active throughout the period

## SDG 5 Analytical Summary



9

UN Goals



8

Municipalized Goals through the 2030 Municipal Agenda



43

UN Indicators

42

Indicators of the 2030 Municipal Agenda

42

Indicators of the 2030 Municipal Agenda with details

0

Indicators of the 2030 Municipal Agenda under construction by the responsible agency



Women's Citizenship Center (CCM) Perus.

# SDG 6.

## Drinking water and basic sanitation

Ensure the availability and sustainable management of water and sanitation for all.

### Context

Access to safe drinking water is a fundamental right and directly affects the three living conditions and public health of the population. Improving the water quality of water bodies brings direct ecological, health and social benefits, given that many communities grow on the banks of streams and rivers.

The Municipality of São Paulo is responsible for planning and monitoring the provision of water supply services in a shared manner with the State Government. At the municipal level, the Municipal Basic Sanitation Plan (PMSB) is the planning instrument that establishes the

guidelines that should guide action in relation to the four components of basic sanitation, namely: drinking water supply, sanitary sewage, rainwater management and solid waste management.

In addition, there is also the Integrated Solid Waste Management Plan (PGIRS). Such Plan provides for the wide and complex network of collection, transportation, treatment and disposal of solid waste, establishing guidelines for reducing pollution sent to water bodies and improving the conditions of use of the city's springs.

### Municipal Goal 6.2

*By 2030, achieve access to adequate and equitable sanitation and sanitation for all, and end open defecation, with special attention to the needs of women and girls and those in vulnerable situations.*

**Indicator 6.2.1:** Service to households with sanitary sewage - IAE (%).

**Formula:** Active Sewage Residential Registered Savings ÷ Total serviceable households (x100).

2015	2016	2017	2018	2019	2020
88%	85%	86%	86%	87%	ND

Source: Sabesp - Basic Sanitation Company of the State of São Paulo.

2030 Goal: 100%

### Linked Municipal Programs

The Slums Urbanization Program is developed by the Municipality of São Paulo and focuses on the urbanization of degraded, disorderly occupied areas without infrastructure, also covering irregular and precarious subdivisions. Urbanization is essential for the land tenure regularization of these areas. In turn, that is essential to promote the insertion of this population in the legal context of the city. The objective is to transform slums and irregular subdivisions into neighborhoods, guaranteeing their residents access to the formal city, with paved streets, basic sanitation, lighting and public services. Between 2017 and 2020, 14,931 families benefited from urbanization works in precarious settlements, with 9,391 of them in watershed areas. From March 2020 (beginning of the Covid-19 pandemic) until the end of 2020, 1,885 families were benefited with urbanization actions. From 2021 to 2024, another 27,000 families will benefit from urbanization in precarious settlements.



Piqueri Sewage Pumping Station.



## Goals and indicators of SDG 6

GOAL NO.	MUNICIPAL GOAL 2030	INDICATOR NO.	INDICATOR	BASE VALUE (2015)	LATEST AVAILABLE PERFORMANCE (2019)	2030 GOAL
6.1	By 2030, achieve universal and equitable access to water for human consumption, safe and accessible for all.	6.1.1	Service to households with water supply - IAA (%)	97%	95%	100%
		6.1.2	Distributed Water Compliance Index - ICAD (%)	99.4%	-*	100%
		6.1.3	Households served by social tariff (%)	26%	35%	100%
		6.1.4	Households served by the slum tariff (%)	-	-	100%
		6.1.5	Supply Interruptions - IIF (%)	0.12%	-*	Reduce
		6.1.6	Distribution Regularity Index - IRD (%)	99.88	-*	100%
		6.1.7	Water Outage Complaint Index - IRFA (complaints/1,000 calls/month)	15	-*	1
		6.1.8	Proportion of water samples supplied by the Public Supply System and Collective Alternative Solutions considered satisfactory - VigiÁgua (%)	87.5%	91.85%	100%
		6.1.9	Proportion of households with daily supply from the general water distribution network (%)	-*	97%	100%

Nº DA META	MUNICIPAL GOAL 2030	INDICATOR NO.	INDICATOR	BASE VALUE (2015)	LATEST AVAILABLE PERFORMANCE (2019)	2030 GOAL
6.2	By 2030, achieve access to adequate and equitable sanitation and sanitation for all, and end open defecation, with special attention to the needs of women and girls and those in vulnerable situations.	6.2.1	Service to households with sanitary sewage - IAE (%)	88%	87%	100%
		6.2.2	Number of feasible connections (absolute number)	-*	19,060	0
		6.2.3	Proportion of households with bathrooms or toilets connected to the general sewage system or rainwater network (%)	-*	91%	100%
		6.2.4	Access by homeless population - number of sinks (absolute number)	-**	-**	Expand
		6.2.5	Access by homeless population - number of public toilets (absolute number)	-**	-**	Expand
6.3	By 2030, improve water quality in water bodies, reducing pollution, eliminating waste and minimizing the release of hazardous materials and substances, eradicating the proportion of untreated effluent discharge and substantially increasing recycling and safe reuse locally.	6.3.1	Collected Sewage Treatment Index - by volume (%)	75%	92.2%	100%
		6.3.2	Supply volume of reuse water (m³)	13,911,453	14,994,968	Expand its destination for urban cleaning
6.4	By 2030, substantially increase the efficiency of water use across all sectors, ensuring sustainable withdrawals and freshwater supplies to substantially reduce the number of people suffering from shortages.	6.4.1	Distribution Loss Index - IPD (L/extension x day)	260	331	250
		6.4.2	Total volume stored in producer systems (m³)	-*	-*	Expand
		6.4.3	Water Safety Index - ISH (0 to 1)	-*	0.95	0.98
		6.4.4	Supply and Demand Index - IOD (0 to 1)	-*	0.85	0.95



GOAL NO.	MUNICIPAL GOAL 2030	INDICATOR NO.	INDICATOR	BASE VALUE (2015)	LATEST AVAILABLE PERFORMANCE (2019)	2030 GOAL
6.4	By 2030, substantially increase the efficiency of water use across all sectors, ensuring sustainable withdrawals and freshwater supplies to substantially reduce the number of people suffering from shortages.	6.4.5	Availability per capita in relation to the average (m <sup>3</sup> /inhabitant year)	81.80	_*	Expand
		6.4.6	Municipal public buildings (Education and Health) with rainwater collection and reuse systems (%)	69.2	90.09	Expand
6.5	By 2030, fully implement the Municipal Water Safety and Water Management Policy in the Municipality of São Paulo.	6.5.1	Evolution of the biannual presentation of the Water Security Situation Report, by the competent municipal authority to implement the Municipal Water Security and Water Management Policy (satisfactory or unsatisfactory)	-	-	Satisfactory
6.6	By 2030, institute and implement the Municipal Program for the Conservation and Recovery of Springs and Water Courses in the city of São Paulo.	6.6.1	Number of existing springs in the city of São Paulo (absolute number)	_*	_*	Monitor
		6.6.2	Proportion of requalified springs in the city of São Paulo (%)	_*	_*	Monitor
		6.6.3	Clean Stream Program - number of priority watercourses for depollution (absolute number)	_*	_*	Monitor
		6.6.4	Clean Stream Program - proportion of unpolluted watercourses (%)	_*	_*	Expand
		6.6.5	Permanent Preservation Area of watercourses suitable for restoration of vegetation cover (m <sup>2</sup> )	_*	_*	Expand

Nº DA META	MUNICIPAL GOAL 2030	INDICATOR NO.	INDICATOR	BASE VALUE (2015)	LATEST AVAILABLE PERFORMANCE (2019)	2030 GOAL
6.6	By 2030, institute and implement the Municipal Program for the Conservation and Recovery of Springs and Water Courses in the city of São Paulo.	6.6.6	Permanent Preservation Area of watercourses with restored vegetation cover (m <sup>2</sup> )	_*	_*	Expand
		6.6.7	Number of watercourses subject to washout in the city of São Paulo (absolute number)	_*	_*	Monitor
		6.6.8	Number of closed pipe removals in springs and water courses in the municipality of São Paulo (absolute number)	_*	_*	Expand
		6.6.9	Number of Nature-Based Solutions - priority public places (absolute number)	_*	_*	Monitor
		6.6.10	Number of Nature-Based Solutions - measures adopted in urban drainage and in the control of diffuse pollution (absolute number)	_*	_*	Expand
6.a	By 2030, seek to expand international, regional and local cooperation and support capacity development in activities and programs related to water and sanitation, including, among others, water resources management, water collection, efficiency and use water, effluent treatment, recycling and reuse technologies.	6.a.1	Sanitation Investment Index - IIS (%)	34%	16.6%	Minimum 13% annual

N° DA META	MUNICIPAL GOAL 2030	INDICATOR NO.	INDICATOR	BASE VALUE (2015)	LATEST AVAILABLE PERFORMANCE (2019)	2030 GOAL
6.b	Support and strengthen the participation of local communities, ensuring effective social control to improve water and sanitation management in the municipality of São Paulo.	6.b.1	Civil society participation in meetings of the Municipal Water Security Council (%)	-	-	100% annually
		6.b.2	Evolution of revisions to the Municipal Basic Sanitation Plan through participatory processes (satisfactory or unsatisfactory)	-	-	Satisfactory

## SDG 6 Analytical Summary



8

UN Goals



8

Municipalized Goals through the 2030 Municipal Agenda



36

UN Indicators

36

Indicators of the 2030 Municipal Agenda

14

Indicators of the 2030 Municipal Agenda with details

22

Indicators of the 2030 Municipal Agenda under construction by the responsible agency

# SDG 7.

## Clean and affordable energy

Ensure access to viable, sustainable and modern energy sources for all.

## Contexto

The São Paulo City Hall is responsible for the management and expansion of the public lighting network present throughout the city. The objective is to allow the entire population to have access to a modern public lighting system, with quicker responses to interruptions. By implementing LED technology, energy consumption costs will be reduced by 50% compared to sodium lamps. The lifetime of LED lamps is 12 years, which will also reduce maintenance costs. These reductions will allow the acceleration of the implementation of new public lighting points in the city.

The governance of access to and consumption of electricity by individuals, such as homes, businesses, companies, among others, is a shared responsibility between the other levels of government: state and federal. At the state level, the Consumer Protection and Defense Foundation - Procon-SP deals with consumer relations; at the national level, the National Electric Energy Agency - ANEEL regulates the energy supply service.



## Municipal Goal 7.1



**Indicator 7.1.1:** Number of new LED street lighting points (absolute number).

**Formula:** Total number of new LED lamps installed.



2015	2016	2017	2018	2019	2020
_*	_*	_*	531	2,699	6,443


Source: Department of Public Lighting Management (DGIP).

2030 Goal: 40,000 between 2020 and 2030.

## Linked Municipal Programs

The city of São Paulo has 618,000 lighting points. So far, 354.5 thousand points have been improved and another 11.2 thousand have been created. Switching to LED lamps guarantees several benefits for the population, such as improvement in the level of public lighting (average luminance and uniformity), reducing energy consumption by up to 50%. The measure aims not only to reduce consumption levels, but also to increase public safety by reducing dark spots and the vulnerability of passersby.

The 2021-2024 Goals Program foresees, by 2024, the installation of 30,000 new luminaires using LED lamps and the replacement of 270,000 sodium vapor lamps with LED lamps. The replacement will be carried out at lighting points that have low potential lamps (mercury vapor or sodium vapor). The installation of new lighting points, in turn, will be carried out based on the regional demand to be raised, prioritizing the most vulnerable areas from the point of view of public safety.



Installation of LED lights on street lamps in São Paulo.

## Goals and indicators of SDG 7

GOAL NO.	MUNICIPAL GOAL 2030	INDICATOR NO.	INDICATOR	BASE VALUE (2015)	LATEST AVAILABLE PERFORMANCE (2019)	2030 GOAL
7.1	By 2030, ensure universal, reliable, modern and affordable access to energy services.	7.1.1	Number of new LED street lighting points (absolute number)	_*	2,699	40,000 between 2020 and 2030
		7.1.2	Percentage of requests to install new points met (%)	_*	13%	100%
		7.1.3	Percentage of public lighting points equipped with LED systems (%)	_*	16.5%	100%
		7.1.4	Number of remotely managed public lighting points (absolute number)	-	-	645,000 between 2020 and 2030
		7.1.5	Percentage of remotely managed public lighting points (%)	-	-	100%
7.2	Contribute to a substantial increase in the share of renewable energies in the municipality's electricity matrix, including by promoting the use of photovoltaic energy in public and private enterprises.	7.2.1	Total installed power in the city of São Paulo in photovoltaic energy (kW)	150.2	2,776.70	Expand
		7.2.2	Participation of the Public Power in the total installed power in the municipality in photovoltaic energy (%)	0%	0.1%	Monitor
		7.2.3	Percentage of electricity demand in the Municipality of São Paulo served by its own photovoltaic systems (%)	_*	_*	10
		7.2.4	Annual generation of photovoltaic energy in the municipal buildings of the City of São Paulo (annual GWh)	_**	_**	20

GOAL NO.	MUNICIPAL GOAL 2030	INDICATOR NO.	INDICATOR	BASE VALUE (2015)	LATEST AVAILABLE PERFORMANCE (2019)	2030 GOAL
7.3	By 2030, increase the rate of improvement in energy efficiency in public buildings and public lighting.	7.3.1	Energy consumption of the municipal public lighting network (annual GWh)	-*	500	244
		7.3.2	Replacement of public lighting points with LED technology (absolute number)	-*	10,656	605,000 between 2020 and 2030
7.a	By 2030, seek to expand international cooperation to facilitate access to clean energy research and technologies, including renewable energy, energy efficiency and advanced and cleaner fossil fuel technologies, and promote investment in energy infrastructure and clean energy technologies.	7.a.1	Number of international partnerships related to the clean energy theme, including renewable energy, energy efficiency and advanced and cleaner fossil fuel technologies (absolute number)	-*	1	Expand
7.b	By 2030, expand infrastructure and modernize technology to provide modern and sustainable energy services.	-	- There is no indicator yet-	-	-	-

## SDG 7 Analytical Summary



**5**

UN Goals



**5**

Municipalized Goals through the 2030 Municipal Agenda



**13**

UN Indicators

**13**

Indicators of the 2030 Municipal Agenda

**8**

Indicators of the 2030 Municipal Agenda with details

**5**

2030 Municipal Agenda under construction by the responsible agency



# SDG 8.

## Decent work and economic growth


Promote inclusive and sustainable economic growth, full and productive employment and decent work for all.

### Context

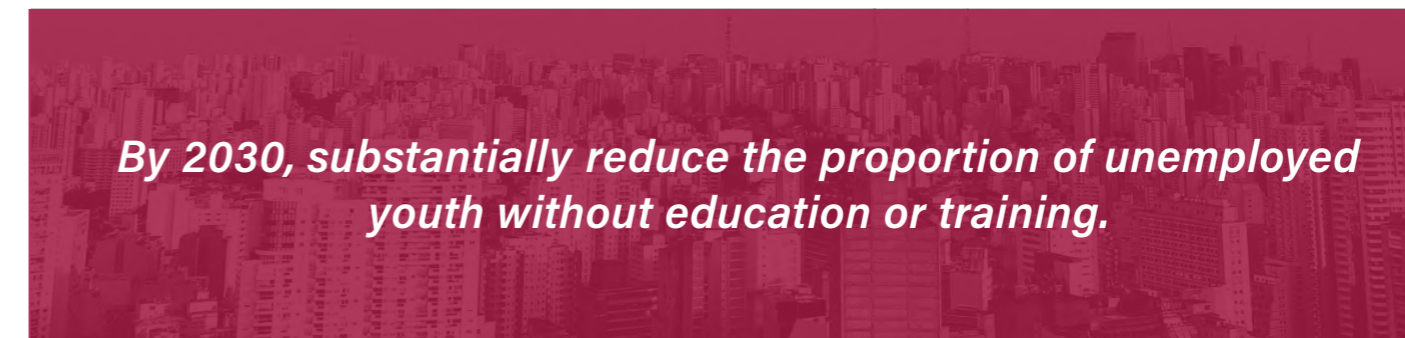
The city of São Paulo is a consolidated metropolis whose economic dynamism influences not only Brazil but also Latin America. Although the economy is complex and diversified, economic growth has not been accompanied by equity in terms of working conditions and income distribution among its citizens. The indicators reveal this persistent feature of socioeconomic inequality between different identity and gender groups, preventing a significant portion of the population from enjoying these opportunities.

On the one hand, the city of São Paulo, whether for its linkage to the regional, national and international economy, or for its strength and diversity in terms of production and consumption, generates economic growth numbers, measured by the Gross Domestic Product (GDP), comparable to states and countries. Such growth is associated with the generation of jobs and the ability to better meet the population's consumption needs. Economic growth also positively affects the municipality's revenue, increasing its investment capacity. Said fact is especially important in a scenario where there is increasing population demand. It should be noted, however, that the acceleration of economic activity does not necessarily result in increased revenue in the same proportion, since, in the distribution established in our tax model, a large part of the taxes collected in the city are destined to the Federal Government and not the municipality.

On the other hand, to what concerns the Municipality of São Paulo, several policies aim to contribute to the promotion of opportunities and fight socioeconomic inequalities. To name a few examples, we can mention the Worker and Entrepreneur Support Center, CATE, which assists in the intermediation of labor and in the formalization of individual micro-entrepreneurs (MEI); the Bolsa Trabalho (Work Grant) (Law No. 13.841/2004), which covers low-income 16 to 20-year olds with qualification opportunities along with the payment of a Grant), strengthening a more inclusive insertion in the labor world.



### Municipal Goal 8.6



**Indicator 8.6.6:** Number of young people aged 16 to 20 who are beneficiaries of the Bolsa Trabalho Program (Labor Grant) (absolute number).

**Formula:** Absolute number of grants awarded under the Bolsa Trabalho Program (Labor Grant).

2015	2016	2017	2018	2019	2020
535	517	447	299	348	186

Source: Municipal Secretariat for Economic Development and Labor (SMDET, from the acronym in Portuguese).

2030 Goal: Expand.



**Indicator 8.6.7:** Number of young people aged 18 to 24 who are beneficiaries of the Work Operation Program (absolute number).

**Formula:** Absolute number of beneficiaries aged 18 to 24 at the time of entry into the program.

2015	2016	2017	2018	2019	2020
_*	_*	_*	_*	389	1045

Source: Municipal Secretariat for Economic Development and Labor (SMDET, from the acronym in Portuguese).

2030 Goal: Expand.

## Linked Municipal Programs

In the 2021-2024 Goals Program, the City of São Paulo undertakes to provide 600,000 assistance sessions to workers, including guidance, qualification and referrals to formal job opportunities and income generation. These services are provided through the Worker and Entrepreneur Support Center (CATE), which, in addition to the intermediation of labor and the formalization of individual microentrepreneurs (MEI), offers a series of vocational and preparation courses for the labor market.

Another qualification front that contributes to the commitment signed in the 2021-2024 Goals Program is the Work Operation Program (POT). Established by Law No. 13,178 of 09/17/2001, with new wording in Law 13,689 of December 19, 2003, the Work Operation Program (POT) aims to provide special attention to unemployed workers residing in the city of São Paulo, belonging to a low-income family, aiming to encourage them to seek employment, as well as their reintegration into the labor market. Between 2017 and 2020, more than 4,000 people attended the POT.



Support Center for Work and Entrepreneurship (CATE).

## Goals and indicators of SDG 8

GOAL NO.	MUNICIPAL GOAL 2030	INDICATOR NO.	INDICATOR	BASE VALUE (2015)	LATEST AVAILABLE PERFORMANCE (2019)	2030 GOAL
8.1	Sustain the economic growth of the annual per capita gross domestic product (GDP) higher than the average annual per capita national GDP between 2021 and 2030.	8.1.1	Gross Domestic Product (GDP) of the Municipality (billions of Reais, R\$)	653.6	781.5	Expand
		8.1.2	Annual per capita municipal Gross Domestic Product (GDP) (Reais, R\$/inhabitant)	56,437	66,160	Expand
		8.1.3	Annual Gross Domestic Product (GDP) per capita (Reais, R\$/inhabitant)	29,466.85	34,544.1*	Monitor
		8.1.4	Ratio between the accumulated growth rate of the municipal Gross Domestic Product (GDP) per capita and the national Gross Domestic Product (GDP) per capita	-0.63%	3.23%	Keep positive
8.2	Achieve higher levels of productivity in economies through diversification, technological modernization and innovation, also by focusing on high value-added and labor-intensive sectors.	8.2.1	Percentage of active jobs in the city of São Paulo offered by sectors of medium and high technological and knowledge intensity (%)	15.70%	15.87%	Expand to 20%
8.3	Promote development-oriented policies for productive activities, generation of decent employment, entrepreneurship, creativity and innovation, and encourage the formalization and growth of micro, small and medium-sized enterprises, also through access to financial services.	8.3.1	Percentage of formal jobs by estimated working age population (%)	50.91%	_*	Expand



GOAL NO.	MUNICIPAL GOAL 2030	INDICATOR NO.	INDICATOR	BASE VALUE (2015)	LATEST AVAILABLE PERFORMANCE (2019)	2030 GOAL
8.3	Promote development-oriented policies for productive activities, generation of decent employment, entrepreneurship, creativity and innovation, and encourage the formalization and growth of micro, small and medium-sized enterprises, also through access to financial services.	8.3.2	Percentage of employed people aged 14 or over (%)	58.80%	59.51%	Expand
		8.3.3	Number of Individual Microentrepreneurs (absolute number)	445,868	754,236	Expand
		8.3.4	Annual Average Default of Individual Microentrepreneurs - MEI (%)	-	51.25%	Reduce
		8.3.5	Total number of projects developed in public facilities that encourage entrepreneurship (FAB LAB LIVRE SP Network) (absolute number)	-*	68	Expand to 800 (80 per year)
		8.3.6	Number of companies opened in the city of São Paulo by the Empreenda Fácil Program (absolute number)	-*	83,908	Expand
		8.4	By 2030, promote the Circular Economy in the city of São Paulo, increasing the efficiency of global resources in production and consumption, focusing on food, packaging, wood and leaves, fashion, civil construction and electronics.	8.4.1	Number of Formal Partnerships of the City Hall on Circular Economy themes in the city of São Paulo (absolute number)	-
8.4.2	Circular Economy Initiatives in the municipality of São Paulo (absolute number)	-		-	Monitor	
8.4.3	Organic compost produced in the Composting Yards of the Municipality of São Paulo (tonne)	34		1351	Expand	

GOAL NO.	MUNICIPAL GOAL 2030	INDICATOR NO.	INDICATOR	BASE VALUE (2015)	LATEST AVAILABLE PERFORMANCE (2019)	2030 GOAL
8.5	By 2030, reduce the unemployment rate and other forms of underutilization of the workforce, ensuring decent work for men, women, young people and people with disabilities, without any discrimination by race, ethnicity, sexual orientation or gender identity, promoting inclusion of all people emphasizing equal pay for work of equal value.	8.5.1	Unemployment rate (unemployment) of the economically active population (%)	8.7%	13.2%	Reduce
		8.5.2	Unemployment rate (unemployment) of the female economically active population (%)	10.6%	14.3%	Reduce
		8.5.3	Unemployment rate (unemployment) of the black/brown population (%)	11.7%	16.5%	Reduce
		8.5.4	Unemployment rate (unemployment) of the non-brown/black population (%)	7.0%	10.9%	Reduce
		8.5.5	Informality rate (Employees without a formal contract, self-employed and unpaid workers who do not contribute to social security) (%)	22.8%	26.8%	Reduce
		8.5.6	Total Average Income (BRL)	R\$ 3,083	R\$ 3,798	Expand
		8.5.7	Average income of the municipality's black/brown population (BRL)	R\$ 1,695	R\$ 2,121	Expand
		8.5.8	Unemployment rate (unemployment) of the economically active disabled population (%)	-	-	Reduce
		8.5.9	Average income of the population with disabilities in the municipality (BRL)	-	-	Expand
8.6	By 2030, substantially reduce the proportion of unemployed youth without education or training.	8.6.1	Unemployment rate (unemployment) of young people under 25 years old (%)	20.0%	29.4%	Reduce
		8.6.2	Informality rate (employees without a formal contract, self-employed and unpaid workers who do not contribute to social security) of young people under 25 (%)	26.4%	30.0%	Reduce





GOAL NO.	MUNICIPAL GOAL 2030	INDICATOR NO.	INDICATOR	BASE VALUE (2015)	LATEST AVAILABLE PERFORMANCE (2019)	2030 GOAL
8.6	By 2030, substantially reduce the proportion of unemployed youth without education or training.	8.6.3	Percentage rate of young people aged 15 to 24 who do not study, do not work and do not look for work (%)	12.6%	8.7%	Reduce
		8.6.4	Percentage of People up to 24 years old with complete high school (%)	25.0%	26.4%	Expand
		8.6.5	Number of young people between 18 and 24 years old hired by the Young Apprentice Program in the municipality (absolute number)	37,872	46,923	Expand
		8.6.6	Number of young people aged 16 to 20 who are beneficiaries of the Bolsa Trabalho Program (Labor Grant) (absolute number)	535	348	Expand
		8.6.7	Number of young people aged 18 to 24 who are beneficiaries of the Work Operation Program (absolute number)	-*	389	Expand
		8.7.1	Children and adolescents in irregular situation of child labor assisted by social assistance services (absolute number)	408	408	Expand
		8.7	Take immediate and effective measures to eradicate forced labor, end modern slavery and human trafficking, and end child labor in all its forms.	8.7.2	Children and adolescents receiving a grant from the Child Labor Eradication Program (PETI) (absolute number)	120
8.7.3	Rescued workers residing in forced labor situation (absolute number)			37	-	Expand

GOAL NO.	MUNICIPAL GOAL 2030	INDICATOR NO.	INDICATOR	BASE VALUE (2015)	LATEST AVAILABLE PERFORMANCE (2019)	2030 GOAL		
8.8	Protect labor rights and promote safe and secure working environments for all workers, including migrant workers, in particular migrant women, and people in precarious employment.	8.8.1	Total number of Work Accident Notifications in the municipality (absolute number)	56,066	-	Monitor		
		8.8.2	Number of notifications of women's accidents at work in the municipality (absolute number)	9,686	10,602	Monitor		
		8.8.3	Number of Work Accident Notifications of black/brown people in the municipality (absolute number)	9,582	11,344	Monitor		
		8.8.4	Total number of notifications of work-related illnesses in the municipality (absolute number)	355	658	Monitor		
		8.8.5	Number of notifications of women's work-related illnesses in the municipality (absolute number)	196	265	Monitor		
		8.8.6	Number of notifications of work-related illnesses of black/brown people in the municipality (absolute number)	205	217	Monitor		
		8.8.7	Percentage of regional health coordinators that count on an implemented worker's health forum (%)	-	16.6%**	Expand to 100%		
		8.9	By 2030, design and implement policies to promote sustainable tourism, which creates jobs, promotes local culture and products.	8.9.1	Municipal collection with Tax on Services in Tourism (ISS) (R\$)	273,537,153	378,921,654	Monitor
				8.9.2	Average occupancy rate of hotels in the city (%)	61.46%	68.56%	Monitor
				8.9.3	Number of formal and direct jobs in activities characteristic of tourism (absolute number)	249,337	-*	Monitor

GOAL NO.	MUNICIPAL GOAL 2030	INDICATOR NO.	INDICATOR	BASE VALUE (2015)	LATEST AVAILABLE PERFORMANCE (2019)	2030 GOAL
8.10	Support institutions that work with access to banking, insurance and financial services, promoting the expansion of access to these services by entrepreneurs.	8.10.1	Number of Civil Society Organizations that work with financing and credit to other civil society organizations (absolute number)	-	13	Expand

## SDG 8 Analytical Summary



**12**

UN Goals



**10**

Municipalized Goals through the 2030 Municipal Agenda



**46**

UN Indicators

**44**


Indicators of the 2030 Municipal Agenda

**37**

Indicators of the 2030 Municipal Agenda with details

**7**

Indicators of the 2030 Municipal Agenda under construction by the responsible agency



# SDG 9.

## Industry, innovation and infrastructure


*Build resilient infrastructure, promote inclusive and sustainable industrialization and foster innovation.*

## Context

Investments in infrastructure and innovation are basic conditions for economic growth and to develop cities and their territories. Ensuring quality public transportation network and urban infrastructure, as well as promoting an environment that values innovations, strengthens society's autonomy and generates new opportunities. Building resilient infrastructure, promoting inclusive and sustainable industrialization and fostering innovation contribute to greater dynamism in societies, supporting their development in multiple areas.

In this regard, the City of São Paulo has been striving to improve urban mobility with the robust construction of infrastructure for bus lanes, as well as the renovation of paving in several areas and the recovery of bridges, tunnels and viaducts. Also noteworthy is the renewal of the bus fleet, providing the technological transition to mitigate the effects of greenhouse gases and ensuring connectivity elements and innovation in the mobility sector driven by MobLab.

Among the challenges faced by SDG 9 is also promoting equal access to technologies, in particular access to digital connectivity in the municipality. With the increase in network relationships, the promotion of public access to connectivity provides citizens with greater possibilities of integration into these spaces and of social and digital inclusion, as well as possibilities for creation and innovation in digital equipment such as FABLabs and the expansion of the program Free WiFi SP.



## Municipal Goal 9.c

*Expand the population's access to connectivity, prioritizing areas of greater social vulnerability, by offering free and quality infrastructure, as well as implementing digital inclusion policies to qualify said access by developing digital skills.*

**Indicator 9.c.1:** Number of accesses in locations served by the WIFI LIVRE SP program (absolute number).

**Formula:** Average number of internet accesses in locations served by the WIFI LIVRE SP program ÷ 100 thousand inhabitants.

2015	2016	2017	2018	2019	2020
19,689.63	50,473.36	111,008.19	119,153.62	48,850.99	54,036.031

**Source:** Municipal Secretariat for Innovation and Technology (SMIT).

**2030 Goal:** Expand to 150,000,000.




Construction of the Taboão swimming pool on Aricanduva Avenue.

## Linked Municipal Programs

WiFi Livre SP is a program of the City of São Paulo coordinated by the Municipal Secretariat for Innovation and Technology (SMIT), through the Information and Communication Technology Management Coordination (CGTIC, from the acronym in Portuguese). The program's objective is to offer public, free and quality internet to citizens of São Paulo, contributing to digital inclusion and democratization of access to information.

Launched in 2014, WiFi Livre SP is present in 120 points distributed among all Subprefectures, guaranteeing a minimum speed of 512 kbps per user and has unrestricted use by any citizen who has a device with WiFi. The quality, stability and guarantee of bandwidth addresses different uses of the internet, including streaming, voice over IP and video. Connection speed and quality are measured by the Information and Coordination Center of Ponto BR (Nic.BR), in partnership with SMIT, through the Last Mile Traffic Measurement System (Simet), installed in each of the places.

Furthermore, ensuring internet access as a fundamental right, promoting digital inclusion and the expansion of the creative economy in the city is one of the strategic objectives of the 2021-2024 Goals Program, which foresees reaching 20 thousand public wireless internet access points, prioritizing coverage in the city's most vulnerable territories.



## Goals and indicators of SDG 9

GOAL NO.	MUNICIPAL GOAL 2030	INDICATOR NO.	INDICATOR	BASE VALUE (2015)	LATEST AVAILABLE PERFORMANCE (2019)	2030 GOAL
9.1	Develop quality, reliable, sustainable and resilient infrastructure, including road infrastructure, to support economic development and human well-being, focusing on equitable and affordable access for all.	9.1.1	Annual average length of bus lanes built (over the period of validity of the SDGs) (Km)	-	-	Expand
		9.1.2	Annual average length of exclusive bus lanes implemented (over the period of validity of the SDGs) (Km)	-	-	Expand
		9.1.3	Annual average of extension of cycling infrastructure (cycle lanes and cycle routes) implemented (over the period of validity of the SDGs) (Km)	-	-	Expand
		9.1.4	Number of bridges, viaducts, walkways and/or tunnels subjected to special inspection (absolute number)	-**	36	Expand
		9.1.5	Number of bridges, viaducts, walkways and/or tunnels recovered (absolute number)	-**	12	Expand
		9.1.6	Number of public facilities (buildings) built or renovated by the Secretariat for Urban Infrastructure and Works (SIURB)	-	33	Monitor
9.2	Promote inclusive and sustainable industrialization by 2030, in line with national reality.	9.2.1	Percentage of industry value added to GDP (%)	12.2%	-*	Monitor
		9.2.2	Percentage of formal jobs in industry (%)	9.61%	-*	Monitor
		9.2.3	Proportion of women employed in the industrial sector (%)	38.65%	-*	Expand
		9.2.4	Occupancy deficit of vacancies by people with disabilities employed in the industrial sector (%)	51.29%	-	Reduce

GOAL NO.	MUNICIPAL GOAL 2030	INDICATOR NO.	INDICATOR	BASE VALUE (2015)	LATEST AVAILABLE PERFORMANCE (2019)	2030 GOAL
9.3	Increase the access of small industries and other companies in the municipality to financial services, including affordable credit, and promote their integration into value chains and markets.	-	- There is no indicator yet-	-	-	-
9.4	By 2030, through industrial environmental licensing, regulate, influence and expand the criteria for municipal industries to meet the growing need for the efficient use of natural resources and the adoption of clean and environmentally correct industrial processes. All that shall strengthen municipal initiatives to modernize the infrastructure and rehabilitation of industries in search of sustainability.	9.4.1	Industry - Number of Environmental Operating Licenses (absolute number)	-	144	Monitor
		9.4.2	Industry - Number of Regulated Environmental Licenses (absolute number)	-	333	Monitor
		9.4.3	Industry - Number of Renewed Environmental Licenses (absolute number)	-	266	Monitor
9.5	Improve the technological capabilities of the municipality of São Paulo, encouraging innovation by 2030, aiming to increase the use of scientific and technological knowledge in municipal socioeconomic challenges, also through increased public spending on information technologies.	9.5.1	Jobs in scientific research and development (absolute number)	6,507	6,348	7,000
		9.5.2	Number of projects submitted on the official website for development on the FAB LAB LIVRE SP Network (absolute number)	2	6,565	7,500

GOAL NO.	MUNICIPAL GOAL 2030	INDICATOR NO.	INDICATOR	BASE VALUE (2015)	LATEST AVAILABLE PERFORMANCE (2019)	2030 GOAL
9.c	Expand the population's access to connectivity, prioritizing areas of greater social vulnerability, by offering free and quality infrastructure, as well as implementing digital inclusion policies to qualify said access by developing digital skills.	9.c.1	Number of accesses in locations served by the WIFI LIVRE SP program (absolute number)	19,689.63	48,850.99	Expand to 150,000,000
		9.c.2	Number of accesses to public facilities of the Telecentros and DIGILAB LIVRE SP programs (absolute number)	-	1,279,766	Expand to 1,300,000
		9.c.3	Number of people served by the public network of digital manufacturing laboratories FAB LAB LIVRE SP (absolute number)	569	16,019	Expand to 21,000
		9.c.4	Proportion of households with a computer (%)	-	-	Expand
		9.c.5	Proportion of households with access to the internet (%)	-	-	Expand
		9.c.6	Proportion of individuals who have ever used a computer (%)	-	-	Expand
		9.c.7	Proportion of individuals who have accessed the internet (%)	-	-	Expand
		9.c.8	Service capacity of the set of free collaborative workspaces - Webs (absolute number)	-*	210**	650
		9.c.9	Number of circulators in free collaborative workspaces - Webs (absolute number)	-*	3,695	Monitor

## SDG 9 Analytical Summary



**8**

UN Goals



**6**

Municipalized Goals through the 2030 Municipal Agenda



**27**

UN Indicators

**25**


Indicators of the 2030 Municipal Agenda

**13**

Number of Indicators of the 2030 Municipal Agenda with details

**12**

Indicators of the 2030 Municipal Agenda under construction by the responsible agency



# SDG 10.

## Reduction of inequalities

Reduce inequalities within and between countries.

### Context

Reducing inequalities is challenging, as it is crosscutting and must be considered when implementing each of the goals of the 2030 Agenda. The goals of SDG 10 seek to foster dimensions of social inclusion, reduce economic and political inequalities for all, regardless of age, gender, disability, race, ethnicity, origin, religion or social class.

Within the scope of inequalities in the city of São Paulo, we can highlight, in particular, inequality in access to work and income, which are directly associated with the protection and enhancement of fundamental rights. The LGBTQIA+ population, for example, faces serious

barriers to inclusion and permanence in the labor market, such as discrimination, prejudice and the very situation of social vulnerability in which they often find themselves.

Among the trans population, the scenario can be even more serious. According to the I Mapping of Trans People in the City of São Paulo (2021), only 27% of the trans population have formal employment with a formal contract. In addition, only 12% manage to complete higher education, while among the population of São Paulo in general, this rate is 27.1%.

### Municipal Goal 10.2

*By 2030, empower and promote social, economic and political inclusion for all, regardless of age, gender, disability, race, ethnicity, origin, religion, economic status or otherwise.*

**Indicator 10.2.2:** Number of beneficiaries of the Transcidadania Program (absolute number).

**Formula:** Number of beneficiaries of the Transcidadania Program (absolute number).

2015	2016	2017	2018	2019	2020
115	226	309	382	196	510

Source: Municipal Secretariat for Human Rights and Citizenship (SMDHC).

**2030 Goal:** Expand to 500.

### Linked Municipal Programs

Since 2008, the Transcidadania Program has been promoting the social reintegration and citizenship rescue of hundreds of transvestites, transsexual women and trans men in vulnerable situations in the city of São Paulo. The 2021-2024 Goals Program foresees doubling the number of people benefiting from the Program, reaching more than 1,000 beneficiaries, aiming at defending and guaranteeing citizenship and the rights of LGBTQIA+ people in the municipality.

Additionally, to reduce inequalities, the 2021-2024 Goals Program aims to combat racism, promoting racial equality and improving the service to the black population, through the implementation of nine initiatives to improve the service to the black population and/or promotion of racial equality.



LGBTQIA+ Pride Parade.

## Metas e indicadores do ODS 10

GOAL NO.	MUNICIPAL GOAL 2030	INDICATOR NO.	INDICATOR	BASE VALUE (2015)	LATEST AVAILABLE PERFORMANCE (2019)	2030 GOAL
10.1	By 2030, progressively reach and sustain the income growth of the poorest 40% of the population at a rate higher than the average of the total population of the municipality of São Paulo.	10.1.1	Average per capita income of the poorest 40% of the population in the city of São Paulo (last quarter of the year) (R\$)	897.02	1,034.14	Expand
		10.1.2	Average per capita income of the population of the municipality of São Paulo (last quarter of the year)	2727.83	3,970.25	Expand
		10.1.3	Per capita income growth rate of the poorest 40% of the population in the municipality of São Paulo (variation in relation to the last quarter of the previous year)	9.13%	4.05%	Expand
		10.1.4	Per capita income growth rate of the population of the municipality of São Paulo (variation in relation to the last quarter of the previous year)	15.24%	2.72%	Expand
		10.1.5	Difference between the per capita income growth rate of the poorest 40% of the population and the per capita income growth rate of the population of the municipality of São Paulo (%)	-5.30%	+1.30%	Expand
10.2	By 2030, empower and promote social, economic and political inclusion for all, regardless of age, gender, disability, race, ethnicity, origin, religion, economic status or otherwise.	10.2.1	Number of municipal equipment with the In-person Service Desk of the Libras (Brazilian Sign Language) Intermediation Center (absolute number)	-	121	Expand to 1,100
		10.2.2	Number of beneficiaries of the Transcidadania Program (absolute number)	115	196	Expand to 500
		10.2.3	Number of municipal public facilities certified with the Seal of Architectural Accessibility in the city of São Paulo (absolute number)	-**	85	Expand

GOAL NO.	MUNICIPAL GOAL 2030	INDICATOR NO.	INDICATOR	BASE VALUE (2015)	LATEST AVAILABLE PERFORMANCE (2019)	2030 GOAL
10.3	Ensure that the percentage difference between the average actual income of blacks and non-blacks is not higher than 15%, promoting equal opportunities and reducing inequalities in results, also through the elimination of discriminatory laws, policies and practices and promotion of legislation, policies and proper actions in this	10.3.1	Actual average income percentage difference between blacks and non-blacks in the municipa-	-*	-*	<15%
		10.3.2	Municipal budget for actions to reduce inequality (%)	-	-	Monitor
		10.3.3	Black municipal permanent employees hired each year (%)	-	-	Expand
10.4	Adopt policies, especially fiscal, wage and social protection, aiming to reduce by half the inequality in the rate of formal employment per inhabitant between the best and worst districts in the municipality.	10.4.1	Difference between the formal employment rate of the best and worst district in the municipality (times)	-*	-*	146
10.7	Support the immigrant population aiming at the orderly, safe, regular and responsible mobility of people, including through the implementation of planned and well-managed migration policies.	10.7.1	Number of people served by the Immigrant Service and Reference Center (CRAI) (absolute number)	2,774	10,224	Monitor
		10.7.2	Number of people served at the CRAI for migratory regularization (absolute number)	113	1,887	Monitor
		10.7.3	Individual micro-entrepreneurs of foreign nationality (absolute number)	-	20,443	Monitor
		10.7.4	Number of people taken in by the institutional care services of the Municipal Secretariat for Development and Social Assistance (absolute number)	157	942	Monitor

## SDG 10 Analytical Summary



**10**

UN Goals



**5**

Municipalized Goals through the 2030 Municipal Agenda



**21**

UN Indicators

**16**


Indicators of the 2030 Municipal Agenda

**14**

Indicators of the 2030 Municipal Agenda with details

**2**

Indicators of the 2030 Municipal Agenda under construction by the responsible agency



# SDG 11.

## Sustainable cities and communities

*Make cities and communities more inclusive, safe, resilient and sustainable.*

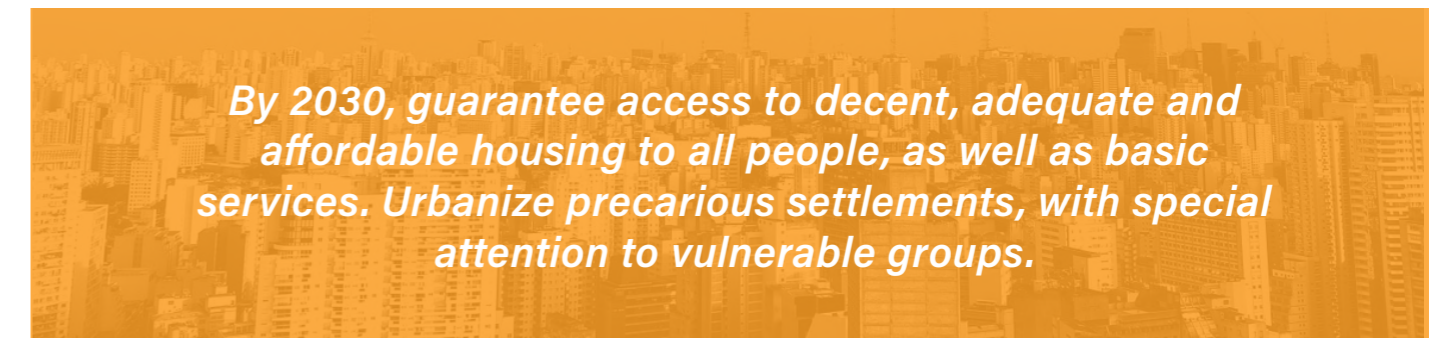
### Context

It is estimated, according to data extracted from the Information System for Social Housing in the City of São Paulo (Habisp) in April 2016, that 445,112 households are in slums and 385,080 in irregular subdivisions.

Due to the urgency, facing the precariousness of housing, in all its facets, must be the priority of the city's housing policy. To overcome this challenge, it is essential to structure a policy that, within the scope of the municipal government, is consolidated and integrated with the planning of sectorial policies in the territory.



### Municipal Goal 11.1



**Indicator 11.1.3:** Number of Housing Units delivered through housing programs and signed partnerships (absolute number).

**Formula:** Housing units delivered through housing programs and established partnerships.



2015	2016	2017	2018	2019	2020
_*	_*	1,982	2,263	5,153	5,697

Source: Municipal Secretariat for Housing (SEHAB).

**2030 Goal:** Expand, especially the number.

## Linked Municipal Programs

By 2024, the City of São Paulo will provide 49,000 homes of social interest. The housing provision, provided for in the 2021-2024 Goals Program, aims to offer definitive housing services to low-income families, in areas with infrastructure, proper conditions of habitability and health. Access to adequate housing has direct results in the health of families, especially for children and the elderly.

In the last four years, more than 15 thousand housing units produced directly by the government were delivered, distributed among 22 Subprefectures in the city of São Paulo. From March 2020 (the beginning of the Covid-19 pandemic) until the first four months of 2021, almost 6,000 housing units were delivered.

Furthermore, 220,000 families will benefit until 2024 with land tenure regularization procedures. Public policies for land regularization have as a priority to face the precariousness manifested in the insecurity concerning the possession or ownership of land experienced by the population that resides in precarious settlements or housing complexes with land irregularity.



Guido Caloi Housing Units in the South Zone of São Paulo.

## Goals and indicators of SDG 11

GOAL NO.	MUNICIPAL GOAL 2030	INDICATOR NO.	INDICATOR	BASE VALUE (2015)	LATEST AVAILABLE PERFORMANCE (2019)	2030 GOAL
11.1	By 2030, guarantee access for all to decent, adequate and affordable housing, as well as basic services; urbanize precarious settlements, with special attention to vulnerable groups.	11.1.1	Housing deficit in relation to total households (%)	_*	_*	Reduce
		11.1.2	Number of families benefiting from land regularization procedures in precarious settlements (absolute number)	_*	27,711	Expand, especially the number of families benefiting from tier 1 (up to 3 minimum wages)
		11.1.3	Number of Housing Units delivered through housing programs and signed partnerships (absolute number)	_*	5,153	Expand, especially the number of families benefiting from tier 1 (up to 3 minimum wages)
		11.1.4	Number of licensed Social Interest Housing and Popular Market Units (absolute number)	30,354	50,458	Monitor
		11.1.5	Number of Housing Units of Social Interest and Popular Market that received Certificate of Completion (absolute number)	_**	25,833	Monitor
		11.1.6	Number of families benefiting from ongoing precarious settlement urbanization works (absolute number)	_*	7,690	Expand, especially the number of families benefiting from tier 1 (up to 3 minimum wages)
		11.1.7	Estimate of existing households in slums (absolute number)	386,119	391,429	Monitor

GOAL NO.	MUNICIPAL GOAL 2030	INDICATOR NO.	INDICATOR	BASE VALUE (2015)	LATEST AVAILABLE PERFORMANCE (2019)	2030 GOAL
11.1	By 2030, guarantee access for all to decent, adequate and affordable housing, as well as basic services; urbanize precarious settlements, with special attention to vulnerable groups.	11.1.8	Number of Rent Allowances granted to families per year (absolute number)	30,573	26,787	Monitor
		11.1.9	Total amounts settled per year with provisional housing assistance (Rent Allowance) by the City of São Paulo (absolute number)	124,070,338	127,997,900	Monitor
		11.1.10	Average length of stay in months in temporary housing assistance for Rent Allowance beneficiaries who were resettled in a housing unit (definitive housing assistance) (months)	-	-	Reduce
		11.1.11	Number of people registered in COHAB's open demand registration system per year (absolute number)	57,200	52,983	Monitor
11.2	By 2030, provide access for all to safe, accessible, sustainable and affordable transportation systems, with special attention to the needs of vulnerable people, women, children, the elderly, people with disabilities, black people and people from peripheral regions. That should take place through the expansion of public transportation, so that 70%* of trips made by motor vehicles are in collective modes, and active transportation, so that trips by bicycle reach at least 3.2%* of the total.	11.2.1	Participation of collective modes of transportation within the matrix of motorized transport (%)	_*	50%	70%
		11.2.2	Municipal public transport service index by bus	-	-	Expand
		11.2.3	Percentage of vehicles in the public transportation fleet using clean energy (%)	_*	1.55%	Expand
		11.2.4	Transportation Quality Index (IQT)	72.74*	72.83**	Expand
		11.2.5	Percentage of city road with dedicated bus infrastructure (bus lanes) (%)	0.56%	0.64%	Expand

GOAL NO.	MUNICIPAL GOAL 2030	INDICATOR NO.	INDICATOR	BASE VALUE (2015)	LATEST AVAILABLE PERFORMANCE (2019)	2030 GOAL	
11.2	By 2030, provide access for all to safe, accessible, sustainable and affordable transportation systems, with special attention to the needs of vulnerable people, women, children, the elderly, people with disabilities, black people and people from peripheral regions. That should take place through the expansion of public transportation, so that 70%* of trips made by motor vehicles are in collective modes, and active transportation, so that trips by bicycle reach at least 3.2%* of the total.	11.2.6	Percentage of city road with infrastructure prioritized to buses (exclusive lanes) (%)	2.41%	2.56%	Expand	
		11.2.7	Participation of the bicycle transportation in relation to other means of transportation (%)	_*	0.80%	3.20%	
		11.2.8	Percentage of sidewalks with adequate total width (total width above 1.9 meters)	_*	58.45%	Expand	
		11.2.9	Percentage of the city's road with lanes dedicated to cyclists (cycle lanes and cycle routes) (%)	1.90%	2.51%	Expand	
		11.2.10	Percentage of medium and high-capacity terminals and stations with bicycle racks with janitorial services (%)	_*	29.72%	Expand	
		11.2.11	Percentage of city districts covered by stations or areas of operation of shared bicycle systems (%)	_*	_*	Expand	
		11.2.12	Percentage of SPTrans urban bus terminals with full accessibility (%)	_*	3.22%	Expand	
		11.2.13	Percentage of buses in the structural and regional articulation groups of low-floor municipal public transportation (%)	_*	77.18%	Expand	
		11.2.14	Percentage of buses of basic, standard or 23 meters models that have more than one space for wheelchair users (%)	0	0	Expand	

GOAL NO.	MUNICIPAL GOAL 2030	INDICATOR NO.	INDICATOR	BASE VALUE (2015)	LATEST AVAILABLE PERFORMANCE (2019)	2030 GOAL
11.2	By 2030, provide access for all to safe, accessible, sustainable and affordable transportation systems, with special attention to the needs of vulnerable people, women, children, the elderly, people with disabilities, black people and people from peripheral regions. That should take place through the expansion of public transportation, so that 70%* of trips made by motor vehicles are in collective modes, and active transportation, so that trips by bicycle reach at least 3.2%* of the total.	11.2.15	Number of passengers transported by the special transportation service with vehicles adapted for people with disabilities or reduced mobility in the Municipality (Supported) (absolute number)	-*	9,640	Expand
		11.2.16	Citizens' travel time on the route home to the main activity (minutes)	-	-	Reduce
		11.2.17	Travel time according to the monitoring of the municipal public transportation bus fleet (travel time only in transportation) (minutes)	-*	Average morning peak time = 59 minutes and Average afternoon peak time = 56 minutes	Reduce
		11.2.18	Percentage of accessible sidewalks (%)	-	-	Expand
		11.2.19	Percentage of bus stops with shelter for passengers (%)	-*	32.50%	Expand
		11.2.20	Percentage of boarding activities on municipal public transport using Bilhete Único Ticket for the disabled (%)	-*	4.02%	Monitor
		11.2.21	Percentage of boarding activities on municipal public transport using Bilhete Único Ticket for students (free)(%)	-*	7.03%	Monitor
		11.2.22	Percentage of boarding activities on municipal public transport using Bilhete Único Ticket for students (50% discount)(%)	-*	2.88%	Monitor

GOAL NO.	MUNICIPAL GOAL 2030	INDICATOR NO.	INDICATOR	BASE VALUE (2015)	LATEST AVAILABLE PERFORMANCE (2019)	2030 GOAL
11.2	By 2030, provide access for all to safe, accessible, sustainable and affordable transportation systems, with special attention to the needs of vulnerable people, women, children, the elderly, people with disabilities, black people and people from peripheral regions. That should take place through the expansion of public transportation, so that 70%* of trips made by motor vehicles are in collective modes, and active transportation, so that trips by bicycle reach at least 3.2%* of the total.	11.2.23	Percentage of boarding activities on municipal public transport using Bilhete Único Ticket for senior citizens (%)	-*	12.18%	Monitor
		11.2.24	Percentage of boarding activities on municipal public transport using Bilhete Único Ticket for pregnant women (%)	-*	-*	Monitor
11.3	By 2030, increase inclusive and sustainable urbanization, improve capacities for planning, social control and participatory, integrated and sustainable management of human settlements.	11.3.1	Expense carried out by the Municipality of São Paulo with the Housing budget function (%)	2.08	-*	Monitor
		11.3.2	Share of resources settled in infrastructure and urban services, housing provision, land tenure regularization and urbanization of slums in the total resources settled by the Municipal Treasury (%)	32.99%	28.67%	Monitor
		11.3.3	Evolution of approval of Municipal Plans for sectorial policies (%)	6%	50%	100%
		11.3.4	Meetings held by the Municipal Council for Urban Policy (%)	133%	133%	100% annually
		11.3.5	Participation of civil society in meetings of the collegiate city planning body - CMPU (%)	70,6%	39%	100% annually



GOAL NO.	MUNICIPAL GOAL 2030	INDICATOR NO.	INDICATOR	BASE VALUE (2015)	LATEST AVAILABLE PERFORMANCE (2019)	2030 GOAL
11.4	Strengthen initiatives to protect and safeguard the cultural heritage of the Municipality of São Paulo, through identification, protection and enhancement actions.	11.4.1	Budget for works and installations of the Municipality of São Paulo in actions to protect and preserve SMC's cultural heritage (R\$)	7,422,227.85	676,739.69	Monitor
		11.4.2	Budget for actions to enhance SMC's cultural heritage (BRL)	-*	2,446,729.63	Monitor
11.5	By 2030, significantly reduce the number of deaths and the number of people affected by disasters and threats of hydrometeorological and climatological origin, and substantially reduce the direct economic losses caused by them, with special attention to the protection of low-income people and those in situations of vulnerability.	11.5.1	Floodable areas in the municipality of São Paulo (km²)	-*	20,149.2	15,7
		11.5.2	Occurrences of landslides and undercuts per year (absolute number)	-*	516	Reduce
		11.5.3	Flood occurrences per year (absolute number)	-**	314	Reduce
		11.5.4	Number of sectors with high geological risk (R3) and very high geological risk (R4) (absolute number)	648**	414***	Reduce
		11.5.5	Number of homes in high and very high geological risk sectors (absolute number)	30,759**	29,553***	Reduce
		11.5.6	Area, in m², of the total geological risk areas in the city of São Paulo	-**	10,113,460.42***	Reduce
		11.5.7	Number of sectors with high hydrological risk (R3) and very high hydrological risk (R4) (absolute number)	-	-	Reduce
		11.5.8	Number of homes in high and very high hydrological risk sectors (absolute number)	-	-	Reduce
		11.5.9	Area, in m², of the total hydrological risk areas in the city of São Paulo	-	-	Reduce

GOAL NO.	MUNICIPAL GOAL 2030	INDICATOR NO.	INDICATOR	BASE VALUE (2015)	LATEST AVAILABLE PERFORMANCE (2019)	2030 GOAL
11.5	By 2030, significantly reduce the number of deaths and the number of people affected by disasters and threats of hydrometeorological and climatological origin, and substantially reduce the direct economic losses caused by them, with special attention to the protection of low-income people and those in situations of vulnerability.	11.5.10	Number of teachers and students graduated from the Civil Defense course at the School (absolute number)	-*	100	Expand the offer of vacancies by Regional Education
		11.5.11	Number of people mobilized to support the Civil Defense Nucleus (NUDECs) (absolute number)	-	493	Increase the number of people mobilized by Subprefecture
		11.5.12	Urgent requests received by SP156 channels related to flooding* (absolute number)	10	756	Monitor
		11.5.13	Requests received by SP156 channels for the service "Cleaning of public road after floods or events" (absolute number)	1,832	1,601	Monitor
11.6	By 2030, reduce emissions of atmospheric pollutants (particulate matter - 90%, NOx - 80% and GHG - 50%), as determined by the Climate Change Policy, impacting the improvement of air quality and promoting the efficient management of the Bus Fleet that provides public transportation services in the city of São Paulo.	11.6.1	Emission of nitrogen oxides (NOx) by the municipal bus fleet	6,085	4,036	Reduce
		11.6.2	Emission of particulate matter (PM) by the municipal bus fleet	93.91	49.04	Reduce
		11.6.3	Emission of carbon dioxide (CO2) by the municipal bus fleet	1,170,709	1,080,944	Reduce
		11.6.4	Cumulative reduction in the emission of nitrogen oxides (NOx) by the municipal bus fleet (referenced to base year 2016) (%)	-	- 2.66	Increase the reduction rate

GOAL NO.	MUNICIPAL GOAL 2030	INDICATOR NO.	INDICATOR	BASE VALUE (2015)	LATEST AVAILABLE PERFORMANCE (2019)	2030 GOAL
11.6	By 2030, reduce emissions of atmospheric pollutants (particulate matter - 90%, NOx - 80% and GHG - 50%), as determined by the Climate Change Policy, impacting the improvement of air quality and promoting the efficient management of the Bus Fleet that provides public transportation services in the city of São Paulo.	11.6.5	Cumulative reduction in the emission of particulate matter (PM) by the municipal bus fleet (referenced to base year 2016) (%)	-	- 43.01	Increase the reduction rate
		11.6.6	Cumulative reduction of carbon dioxide (CO2) emission by the municipal bus fleet (referenced to base year 2016) (%)	-	- 43.01	Increase the reduction rate
11.7	By 2030, provide universal access to safe, inclusive, accessible and green public spaces, in particular for women and children, the elderly and people with disabilities.	11.7.1	Fully accessible parks (%)	-	-	Expand
		11.7.2	Partially accessible parks (%)	-	-	Expand
		11.7.3	Parks in the process of approval for accessibility certification (%)	-	-	Expand
		11.7.4	Existing municipal parks with equipment for the elderly (%)	-	-	Expand
		11.7.5	Existing municipal parks with equipment for the children (%)	-	-	Expand
11.a	Support positive economic, social and environmental relations in metropolitan areas, between urban and rural areas, reinforcing municipal and regional development planning.	11.a.1	Progress in the preparation and approval of the Integrated Urban Development Plan (PDU) (score from 0 to 10)	0	6	10
		11.a.2	Advancement in the implementation of the PDU, from the development and execution of plans related to the FPICs (Public Functions of Common Interest) (score from 0 to 10)	-*	-*	10

GOAL NO.	MUNICIPAL GOAL 2030	INDICATOR NO.	INDICATOR	BASE VALUE (2015)	LATEST AVAILABLE PERFORMANCE (2019)	2030 GOAL
11.b	By 2030, implement the actions foreseen in the Municipal Climate Action Plan for mitigation, adaptation and resilience to climate change and integrated disaster risk management in accordance with the Sendai Framework for Disaster Risk Reduction 2015-2030	-	- There is no indicator yet-	-	-	-
11.c	Encourage the practice of sustainable and resilient constructions, using local materials, seeking support from other levels of government, including through financing and the implementation of free public technical assistance.	11.c.1	Budget forecast for the Technical Advisory Program (Law 13,433/2002)	-*	-*	Monitor
		11.c.2	Number of agreements and partnerships contracted for the Technical Assistance Program (Law 13,433/2002)	-*	-*	-

## SDG 11 Analytical Summary



**10**  
UN Goals



**10**  
Municipalized Goals through the 2030 Municipal Agenda



**71**  
UN Indicators

**71**

Indicators of the 2030 Municipal Agenda

**51**

Indicators of the 2030 Municipal Agenda with details

**20**

Indicators of the 2030 Municipal Agenda under construction by the responsible agency

# SDG 12.

## Responsible consumption and production

Ensure sustainable consumption and production patterns.

### Context

Talking about urban solid waste is talking about citizens and their habits. The behavior of contemporary urban society has been guided by an exacerbated pattern of consumption. More and more industrialized products are produced with shorter life cycles and in disposable and non-sustainable packaging. And all of this, obviously, increases the amount of municipal solid waste (MSW), making it essential to provide alternatives for the final destination of this waste, since the capacity of traditional disposal systems (landfills) has reached its limit and we are now coping with the risks arising from climate change.

It is the role of the City of São Paulo to plan, direct, regulate and supervise the generation and disposal of the city's MSW, seeking viable solutions for the management of the system as a whole, focusing on technological and logistical alternatives more suited to the needs and reality of the territory. In this context, the basic guideline includes the socio-environmental program of selective collection with collectors, the negotiation of reverse logistics agreements with economic sectors that produce packaging, and the adequacy of the city's infrastructure to the Municipal Plan for Integrated Solid Waste Management (PMGIRS), preparing it for the future.

### Municipal Goal 12.5

*By 2030, qualify the databases related to waste management in the city of São Paulo, in addition to promoting management improvements, technological inputs and environmental education that encourage the reduction of the use of raw materials, energy and water, and the reduction of waste in public and private generating sources. Promote the direct reuse of products, recycling of materials and composting, in accordance with the provisions of the Municipal Plan for Integrated Solid Waste Management (PMGIRS), the Action Plan for Sustainable Production and Consumption (PPCS) and the Program for Environmental Education and Social Communication in Solid Waste (PEACS).*

**Indicator 12.5.5:** Urban waste from Ecopontos in the city of São Paulo (tonne).

**Formula:** Total weight of urban waste collected in the MSP Ecopontos network, per year (tons).

2015	2016	2017	2018	2019	2020
-	286,961	366,171	413,822	447,735	455,440

Source: Municipal Urban Cleaning Authority (AMLURB).

2030 Goal: Expand.

### Linked Municipal Programs

The city needs to reduce, as much as possible, the amount of waste in landfills. Ideally, only the so-called "garbage," which represents 5% to 15% of the garbage collected, should be landfilled. All other organic and dry wastes have alternatives to landfill, such as composting and recycling.

The 2021-2024 Goals Program foresees, for the four-year period, to reduce the amount of waste sent to landfills by 600 thousand tons, through a series of janitorial, environmental education, incentive to recycling and composting initiatives of the waste produced in the city. With this goal, we seek to expand the capacity of the city of São Paulo to recycle and compost, as well as increase the amount of waste separated at the source (so that recycling is possible) by the population (with awareness and environmental education measures foreseen in the goal).



Recyclable Garbage Truck.

## Goals and indicators of SDG 12

GOAL NO.	MUNICIPAL GOAL 2030	INDICATOR NO.	INDICATOR	BASE VALUE (2015)	LATEST AVAILABLE PERFORMANCE (2019)	2030 GOAL
12.1	By 2030, implement the Ten-Year Programs Plan on Sustainable Production and Consumption, respecting the local specificities of the city of São Paulo, through partnerships with international, national and regional actors and in conjunction with the principles of the Circular Economy.	-	- There is no indicator yet-	-	-	-
12.2	By 2030, promote sustainable management and efficient use of natural resources, through integrated action between the bodies and institutions of the Public Administration, strengthening formal and non-formal decentralized Environmental Education and the participation of civil society.	12.2.1	Proportion of decentralized workload in Environmental Education activities offered by CEA-U-MAPAZ in the city of São Paulo (%)	-	24%	Expand
		12.2.2	Management Councils of existing Municipal Parks in activity in the city of São Paulo (%)	_*	_*	100%
		12.2.3	Management Councils of Municipal Parks - training carried out (absolute number)	_*	_*	Expand
		12.2.4	Regional CADES (from the acronym in Portuguese) - training carried out (absolute number)	-	15*	Increase to at least 1 in each Sub-Prefecture
		12.2.5	Regional CADES - approved projects (%)	_*	_*	Expand
		12.2.6	Regional CADES - implemented projects (%)	_*	_*	Expand
		12.2.7	Regional CADES - meetings held (%)	_*	_*	100% annually
		12.2.8	Regional CADES - participation of public authorities (%)	_*	_*	Expand
		12.2.9	Regional CADES - participation of civil society (%)	_*	_*	Expand

GOAL NO.	MUNICIPAL GOAL 2030	INDICATOR NO.	INDICATOR	BASE VALUE (2015)	LATEST AVAILABLE PERFORMANCE (2019)	2030 GOAL
12.3	By 2030, halve global per capita food waste, at the retail and consumer level, and reduce food losses along production and supply chains, including post-harvest losses.	12.3.1	Food collection from the Municipal Food Bank (kg)	-	454,075	Monitor
		12.3.2	Food donation from the Municipal Food Bank (Kg)	-	361,506	Monitor
		12.3.3	Use of the collection of the Food Bank (%)	-	79.68%	Expand
12.4	By 2030, promote the qualification of databases related to the management of hazardous waste in the municipality, through the systematization of information related to the transportation of hazardous products and the management of hazardous waste in the municipality. Increase knowledge about the number of contaminated areas, with ways to minimize their negative impacts on human health and the environment.	12.4.1	Collected health waste (tons)	40.70	42.64	Monitor
		12.4.2	Rehabilitated contaminated areas (absolute number)	_*	_*	Expand
12.5	By 2030, qualify the databases related to waste management in the city of São Paulo, in addition to promoting management improvements, technological inputs and environmental education that encourage the reduction of the use of raw materials, energy and water, and the reduction of waste in public and private generating sources. Promote the direct reuse of products, recycling of materials and composting, in accordance with the provisions of the Municipal Plan for Integrated Solid Waste Management (PMGIRS), the Action Plan for Sustainable Production and Consumption (PPCS) and the Program for Environmental Education and Social Communication in Solid Waste (PEACS).	12.5.1	Urban waste from household collection in the city of São Paulo (tonne)	3,801,404	3,680,080	Reduce
		12.5.2	Organic urban waste from household collection in the city of São Paulo (tonne)	1,509,157	1,781,159	Reduce
		12.5.3	Urban waste from selective collection in the city of São Paulo (tonne)	86,714	80,454	Monitor
		12.5.4	Organic waste destined for composting in the city of São Paulo (tonne)	70	3,950	Expand
		12.5.5	Urban waste from <i>Ecopontos</i> in the city of São Paulo (tonne)	-	447,735	Expand



GOAL NO.	MUNICIPAL GOAL 2030	INDICATOR NO.	INDICATOR	BASE VALUE (2015)	LATEST AVAILABLE PERFORMANCE (2019)	2030 GOAL
12.5	By 2030, qualify the databases related to waste management in the city of São Paulo, in addition to promoting management improvements, technological inputs and environmental education that encourage the reduction of the use of raw materials, energy and water, and the reduction of waste in public and private generating sources. Promote the direct reuse of products, recycling of materials and composting, in accordance with the provisions of the Municipal Plan for Integrated Solid Waste Management (PMGIRS), the Action Plan for Sustainable Production and Consumption (PPCS) and the Program for Environmental Education and Social Communication in Solid Waste (PEACS).	12.5.6	Urban waste from Voluntary Delivery Points (PEV) in the city of São Paulo (tonne)	734	3,978	Expand
		12.5.7	Urban waste resulting from sweeping in the city of São Paulo (tonne)	111,589	83,078	Monitor
		12.5.8	Urban waste from civil construction in the city of São Paulo (tonne)	1,056,509	527,926	Reduce
		12.5.9	Urban civil construction waste, collected in <i>ecopontos</i> and diverted from landfills, sent to Sorting and Transshipment Areas (ATTs) with priority for non-generation and/or reuse in the city of São Paulo (tonne)	-*	-*	Expand
		12.5.10	Total urban waste generated in the city of São Paulo (tonne)	5,750,731,630	5,629,079,58	Reduce
		12.5.11	Total urban waste generated in the city of São Paulo, per capita (kg/inhabitant)	480.5	459.4	Reduce
		12.5.12	Urban waste from the city of São Paulo deposited in landfills (ton)	5,623,246	5,489,937	Reduce
		12.5.13	Public collection service recycling rate in the city of São Paulo (%)	2.23%	2,1.4%	Expand
		12.5.14	Recycling rate of large urban waste generators in the city of São Paulo (%)	-*	-*	Expand
		12.5.15	Collectors' cooperatives enabled in the selective collection system in the city of São Paulo	-	24*	Expand

GOAL NO.	MUNICIPAL GOAL 2030	INDICATOR NO.	INDICATOR	BASE VALUE (2015)	LATEST AVAILABLE PERFORMANCE (2019)	2030 GOAL
12.5	By 2030, qualify the databases related to waste management in the city of São Paulo, in addition to promoting management improvements, technological inputs and environmental education that encourage the reduction of the use of raw materials, energy and water, and the reduction of waste in public and private generating sources. Promote the direct reuse of products, recycling of materials and composting, in accordance with the provisions of the Municipal Plan for Integrated Solid Waste Management (PMGIRS), the Action Plan for Sustainable Production and Consumption (PPCS) and the Program for Environmental Education and Social Communication in Solid Waste (PEACS).	12.5.16	Cooperative collectors of the selective collection system in the city of São Paulo	-	1,008	Expand
		12.5.17	Individual contribution of cooperative collectors in the treatment of urban waste from selective collection in the city of São Paulo (ton/per collector year)	-	79.82	Monitor
		12.5.18	Collectors trained in training courses of the <i>Reciclar para Capacitar</i> (Recycle to Qualify) Program in the city of São Paulo	-	2,438*	Expand
		12.5.19	Environmental Education Activities for urban waste and consumption education in the city of São Paulo	-*	-*	Expand
		12.5.20	People trained in Environmental Education activities for urban waste and consumption education in the city of São Paulo	-*	-*	Expand
		12.6	Encourage companies, especially large and transnational companies, to adopt sustainable practices and integrate sustainability information into their reporting cycle.	-	- There is no indicator yet-	-
12.7	Promote hiring and public management practices based on sustainability criteria, in accordance with municipal policies and priorities.	-	- There is no indicator yet-	-	-	-





GOAL NO.	MUNICIPAL GOAL 2030	INDICATOR NO.	INDICATOR	BASE VALUE (2015)	LATEST AVAILABLE PERFORMANCE (2019)	2030 GOAL
12.8	By 2030, ensure that people everywhere have relevant information and awareness for sustainable development and lifestyles in harmony with nature.	12.8.1	Number of Communication Campaigns to raise awareness about the Sustainable Development Goals (SDGs) and Agenda 2030 conducted by the City Hall of São Paulo (absolute number)	-	-	Expand
		12.8.2	Number of people trained per year by the Open University for the Environment and Culture of Peace - UMAPAZ (absolute number)	31,084	159,461	Expand
		12.8.3	Number of activities offered per year by the Open University for the Environment and Culture of Peace - UMAPAZ (absolute number)	516	1,499	Expand
		12.8.4	Total workload (hours) of activities offered per year by the Open University for the Environment and Culture of Peace - UMAPAZ (absolute number)	2,995	6,494	Expand
		12.8.5	Number of municipal public agents completing courses on sustainability and sustainable development offered by Escola Municipal de Administração Pública de São Paulo (Municipal School of Public Administration of São Paulo (EMASP))	_*	20	Expand
		12.8.6	Total workload (hours) in sustainability and sustainable development courses offered by the Municipal School of Public Administration of São Paulo (EMASP) (absolute number)	_*	66	Expand

GOAL NO.	MUNICIPAL GOAL 2030	INDICATOR NO.	INDICATOR	BASE VALUE (2015)	LATEST AVAILABLE PERFORMANCE (2019)	2030 GOAL
12.a	Formalize national and international partnerships to strengthen scientific and technological capacities in the city, especially those that benefit less developed areas, in the search for more sustainable patterns of production and consumption.	12.a.1	International partnerships to strengthen scientific and technological capacities in the search for more sustainable patterns of production and consumption (absolute number)	-	_*	Monitor
12.b	Develop and implement tools to monitor the impacts of sustainable development on sustainable tourism that creates jobs, promotes local culture and products.	12.b.1	Number of tourism establishments in the Sampa Mais Rural Platform (absolute number)	-	-	Expand

## SDG 12 Analytical Summary



**11**

UN Goals



**10**

Municipalized Goals through the 2030 Municipal Agenda



**46**

UN Indicators

**45**

Indicators of the 2030 Municipal Agenda

**27**

Indicators of the 2030 Municipal Agenda with details

**18**

Indicators of the 2030 Municipal Agenda under construction by the responsible agency

# SDG 13.

## Action against global climate change

*Take urgent measures to combat climate change and its impacts.*

### Context

The implementation of the São Paulo Climate Action Plan (PlanClima-SP) will be extended for a period of thirty years (2020-2050). During that period the main strategic planning instruments of the municipality should pay attention to the actions and priorities established in the referred plan, while observing the scenario of uncertainties and major technological, economic, social and institutional changes, typical of the dynamic challenges that a metropolis like São Paulo must face.

PlanClima-SP is organized into five structuring strategies:

- *“Towards zero carbon in 2050”* has as its main objective the reduction of Greenhouse Gas (GHG) emissions in the municipality, foreseeing, among other actions, the maximization of energy efficiency and the transition to stop using fossil fuels;
- *“Adapting the city of today for tomorrow”* aims to prepare the physical structure of the city to minimize the damage caused by the impacts of climate change, building a sustainable city and favoring the democratic enjoyment of public spaces, reducing the vulnerability of the environment that has been built, making it more comfortable and human;
- *“Protecting people and goods”* seeks to strengthen the city's preparedness and response capacity in situations of extreme weather events, such as droughts, heat waves, heavy rains, etc., as well as epidemics or other critical occurrences related to climate change. Therefore, it is necessary to articulate transversally all direct and indirect municipal administration units to carry out preventive actions to reduce risks and disasters;
- *“Atlantic Forest, we need you!”* it reinforces the functionality of local natural systems related to water, vegetation and biodiversity, preserving their ecosystem services and especially seeking to increase carbon sequestration.
- *“Generating sustainable work and wealth”* raises issues related to the balance of jobs in the fossil carbon economy and the green economy, seeking to promote the latter and support the training of students, workers and entrepreneurs to better respond to the impacts of climate change and technological innovations resulting from the emergence of new forms of work.

The Action Against Global Climate Change is quite transversal to the other SDGs, and it is often inseparable. Thus, no specific indicators were selected, and there was no impact on other indicators of the 2030 Municipal Agenda that provide for adaptation and mitigation actions provided for in the Municipal Climate Action Plan (PlanClima-SP)

### Linked Municipal Programs

In line with the Municipal Climate Action Policy, the public transportation service concession contracts, signed in 2019, contain successive and annual goals to reduce the emission of nitrogen oxides, particulate matter and carbon dioxide by buses. In order to achieve such a reduction, the companies operating the system must propose a fleet renewal schedule with the insertion of vehicles with less polluting technologies and with less greenhouse gas emissions.

The individual goals to reduce the emission of pollutants and greenhouse gases by the transportation bus fleet are established by Municipal Law No. 14,933 of 2009 and refer to three main items, whose base value and reduction target are as follows (considering December 2020):

- Nitrogen oxides: 3,116 tons, reduce by 25%.
- Particulate matter: 34.25 tons, reduce by 40%.
- Carbon dioxide: 1,102,253 tons, reduce by 12%.

With the reduction of these three components (nitrogen oxides, particulate matter and carbon dioxide), full compliance with the emission reduction goals set out in the Municipal Policy on Climate Change for 2024 is ensured.

Furthermore, goal 50 of the 2021-2024 Goals Program aims to ensure that 100% of buses are equipped with wireless internet access and USB sockets for recharging mobile devices and that at least 20% of the fleet is made up of electric buses.



Electric bus fleet.

## Goals and indicators of SDG 13

GOAL NO.	MUNICIPAL GOAL 2030	INDICATOR NO.	INDICATOR	BASE VALUE (2015)	LATEST AVAILABLE PERFORMANCE (2019)	2030 GOAL
13.1	By 2030, implement the necessary measures to strengthen the municipality's resilience to climate change, reducing the social, economic and environmental vulnerabilities of the São Paulo population and increasing its adaptive capacity.	-	- There is no indicator yet-	-	-	-
13.2	Integrate climate change measures into municipal policies, strategies and planning.	-	- There is no indicator yet-	-	-	-
13.3	By 2030, promote and deepen the themes of climate change in the actions of the Municipal Environmental Education Policy, strengthening its implementation and expanding the target audiences, in order to increase awareness and human and institutional capacity to deal with these themes.	-	- There is no indicator yet-	-	-	-
13.b	Promote mechanisms to build capacities for effective planning and management related to climate change risks in the municipality of São Paulo, preparing the city and protecting people and goods.	-	- There is no indicator yet-	-	-	-

## SDG 13 Analytical Summary



5

UN Goals



4

Municipalized Goals through the 2030 Municipal Agenda



5

UN Indicators

4

Indicators of the 2030 Municipal Agenda

0

Indicators of the 2030 Municipal Agenda with details

4

Indicators of the 2030 Municipal Agenda under construction by the responsible agency



# SDG 14.

## Life in the water

*Preserve and sustainably use oceans, seas and marine resources for sustainable development.*

# Context

The SDG 14 goals are related to the protection, conservation and restoration of marine and coastal ecosystems. The Municipality of São Paulo recognizes the importance of these themes with regard to promoting the sustainability of coastal areas and the oceans, and understands that the protection of marine life is a shared responsibility between all governments and federative entities, not just those located on the Brazilian coast.

Many cities still suffer from the irregular discharge of liquid effluents, industrial residues and solid waste directly into the sea. However, that is not just on the coastal cities; inland cities can also contribute to the alteration of the hydrological system and contaminate and degrade the oceans by polluting their water bodies and air.

Furthermore, terrestrial and aquatic ecosystems cannot be separated. Even though the municipality of São Paulo is not on the coast and does not have direct competence to meet these goals, it is understood that all types of pollution generated in it - especially water and air -, or even all types of mismanagement of its natural resources, will result - directly or indirectly - in the alteration of marine and coastal ecosystems.

Thus, the responsible and effective implementation, in particular of SDG 6 - Drinking water and Sanitation, 11 - Sustainable Cities and Communities, 13 - Action against Climate Change, and 15 - Life on Earth by the City of São Paulo is decisive for the successful fulfillment of SDG 14 - Life in the Water by the Brazilian Government.



*Springs near the Billings, Guarapiranga and Cantareira dams.*

# SDG 15.

## Terrestrial life

*Protect, restore and promote the sustainable use of terrestrial ecosystems, sustainably manage forests, combat desertification, stop and reverse land degradation and stop the loss of biodiversity.*


# Context

In order to develop biodiversity conservation strategies associated with sustainable territorial development, the municipality is responsible for strengthening the National System of Protected Areas (SNUC), which provides guidelines to create, implement and manage Protected Areas in the country. The Strategic Master Plan - PDE, in turn, includes the PAs (Preservation Areas) as an integral part of the System of Protected Areas, Green Areas and Free Spaces (SAPAVEL). The Conservation Units of the municipality of São Paulo together protect more than 20% of the municipality's territory, protecting the fragments of native vegetation, water resources, significant diversity of fauna, heritage and cultural assets, which provide environmental services essential to the quality of life of the population.

The Municipal Plan for the Conservation and Recovery of the Atlantic Forest (PMMA, from the acronym in Portuguese) seeks to protect the remnants of vegetation that have withstood centuries of urban occupation and promote the recovery of vegetation fragments that are essential to maintain biodiversity and for the well-being of the population. The PMMA and the other Green Plans of the city (Municipal Plan for the Conservation and Recovery of Areas Providing Environmental Services - PMSA; Municipal Plan for Protected

Areas, Green Areas and Free Spaces - PLANPAVEL and the Municipal Plan for Urban Afforestation - PMAU), make up the set of planning instruments for the conservation, restoration, sustainable use of ecosystems and biodiversity in the municipality.

Also considering the open spaces that are part of SAPAVEL, it is important to highlight the role of urban community vegetable gardens in occupying them and preventing their degradation. Thus, and as provided for in the São Paulo Climate Action Plan (PlanClima-SP), it is important to promote urban agriculture strategies that help qualify these areas, contributing to soil permeability, rainwater retention and environmental conservation. In urban areas, encourage nutritional and environmental education for sustainable production and consumption, reduction of distances between producer and consumer in business chains, income generation opportunities for informal workers and the low-income population. Also, guarantee food security in the face of extreme weather events, highlighting the role of green areas not only in environmental qualification, but also in the full exercise of the rights and citizenship of city residents.



## Municipal Goal 15.1

*By 2030, ensure the conservation, recovery and sustainable use of terrestrial and inland freshwater ecosystems and their services, through the implementation, management and maintenance of public green areas related to the National System of Conservation Units - SNUC and the Municipal System of Protected Areas, Green Areas and Open Spaces - SAPAVEL.*

**Indicator 15.1.1:** Total area of urban and linear parks in the Municipality of São Paulo (%).

**Formula:** Total area of existing urban and linear parks in the Municipality of São Paulo (km<sup>2</sup>) ÷ Total area of the municipality (km<sup>2</sup>) (x100).

2015	2016	2017	2018	2019	2020
_*	_*	_*	_*	1.356%	1.364%

Source: Secretariat for the Environment (SVMA).

**2030 Goal:** Monitor.



**Indicator 15.1.2:** Area of the Municipality of São Paulo corresponding to Fully Protected Conservation Units (%)

**Formula:** Total area of municipal natural parks and state parks in the Municipality of São Paulo (km<sup>2</sup>) ÷ Total area of the municipality (km<sup>2</sup>) (x100).

2015	2016	2017	2018	2019	2020
_*	_*	_*	_*	8.250%	9.623%

Source: Secretariat for the Environment (SVMA).


**2030 Goal:** Monitor.

## Linked Municipal Programs

The city of São Paulo currently has 109 municipal parks under the management of the Municipal Secretariat for the Environment (SVMA). Planned for different regions of the city, the eight new parks to be implemented by 2024, in addition to performing environmental functions such as the conservation of natural elements, forest remnants and water resources, will also have important leisure functions and bring the population closer to nature.

The 2021-2024 Goals Program also provides for the implementation of two new Conservation Units (CUs), that is, protected spaces with the objective of promoting the conservation and maintenance of natural heritage, such as diversity of fauna, flora and other forms of life, in addition to the historical and cultural heritage of the communities present. Today, the city of São Paulo has about 40,000 hectares protected through nine municipal Conservation Units: two in the Sustainable Use group (the Environmental Protection Areas - APAS) and seven in Integral Protection (the Municipal Natural Parks - PNMs and a Wildlife Refuge - RVS).

Furthermore, the encouragement and strengthening of urban and peri-urban agriculture is presented as a policy to promote a more inclusive, sustainable, healthy and rural city. Between 2021 and 2024, a set of actions will be developed to contribute to the strengthening of existing urban vegetable gardens initiatives, as well as to foster the emergence of new productive areas in the city, such as the provision of technical assistance and rural extension, provision of inputs, structuring of production chains, training, survey and feasibility of areas for cultivation, regularization of gardens and structuring of municipal policies aimed at agriculture. By 2024, 400 urban vegetable gardens and actions to support rural businesses will be structured, with training linked to the green economy and fostering environmental technologies.



Carmo Park.

## Goals and indicators of SDG 15

GOAL NO.	MUNICIPAL GOAL 2030	INDICATOR NO.	INDICATOR	BASE VALUE (2015)	LATEST AVAILABLE PERFORMANCE (2019)	2030 GOAL
15.1	By 2030, ensure the conservation, recovery and sustainable use of terrestrial and inland freshwater ecosystems and their services, through the implementation, management and maintenance of public green areas related to the National System of Conservation Units - SNUC and the Municipal System of Protected Areas, Green Areas and Open Spaces - SAPAVEL.	15.1.1	Total area of urban and linear parks in the Municipality of São Paulo (%)	_*	1.38%	Monitor
		15.1.2	Area of the Municipality of São Paulo corresponding to Fully Protected Conservation Units (%)	_*	9.66%	Monitor
		15.1.3	Area of the Municipality of São Paulo corresponding to Sustainable Use Conservation Units (%)	_*	23.87%	Monitor
		15.1.4	Protected natural area in the Municipality of São Paulo (%)	_*	16.1%	Expand
		15.1.5	Management Councils in Conservation Units (%)	25%	37.5%	Expand
		15.1.6	Conservation Units - Management Plans (%)	87.5%	87.5%	Expand
		15.1.7	Frequency in Municipal Natural Parks (absolute number)	_*	_*	Monitor
		15.1.8	Scientific Research in Urban and Linear Parks and Conservation Units (absolute number)	0	2	Expand
		15.1.9	Urban Vegetable Gardens in the City of São Paulo (absolute number)	_*	75	Expand
		15.1.10	Municipal public areas with urban vegetable gardens (absolute number)	_*	_*	Expand
		15.1.11	Tree Coverage Index - ICA (%)	_*	_*	Expand
		15.1.12	Tree Coverage Index in public areas (%)	_*	_*	Expand

GOAL NO.	MUNICIPAL GOAL 2030	INDICATOR NO.	INDICATOR	BASE VALUE (2015)	LATEST AVAILABLE PERFORMANCE (2019)	2030 GOAL
15.2	By 2030, promote the implementation of sustainable management of vegetation remnants in the municipality of São Paulo, in a continuous or isolated area, through activities to monitor environmental occurrences and crimes in green areas, protected areas and open spaces, halting deforestation and increasing the vegetation through the provisions established in the Municipal Plan for Protected Areas, Green Areas and Free Spaces (PLANPAVEL) and in the Municipal Plan for Urban Afforestation (PMAU).	15.2.1	GCM (Metropolitan Civil Guard)-Environmental - Rounds on Environmental Perimeters (absolute number)	-	14,274	Expand
		15.2.2	GCM (Metropolitan Civil Guard)-Environmental - Rounds in Risk Areas (absolute number)	-	96	Expand
		15.2.3	GCM (Metropolitan Civil Guard)-Environmental - Nautical Rounds (absolute number)	-	3,240	Expand
		15.2.4	GCM (Metropolitan Civil Guard)-Environmental - Actions in irregular occupations (absolute number)	-	1,112	Monitor
		15.2.5	GCM (Metropolitan Civil Guard)-Environmental - Monitoring of Undos (absolute number)	-	160	Monitor
		15.2.6	GCM (Metropolitan Civil Guard)-Environmental - Environmental policing hours (units)	-	-	Expand
		15.2.7	GCM (Metropolitan Civil Guard) -Environmental - Occurrence of actions against the environment (units)	-	325	Monitor
		15.2.8	GCM (Metropolitan Civil Guard) -Environmental - Occurrence of forest fires (units)	-	21	Monitor
		15.2.9	DDVA / VigiBio Program / CEMAB - Environmental areas monitored by satellite image (units)	268	652	Expand
		15.2.10	DDVA / VigiBio Program / CEMAB - Environmental areas monitored by drone (units)	0	166	Expand

GOAL NO.	MUNICIPAL GOAL 2030	INDICATOR NO.	INDICATOR	BASE VALUE (2015)	LATEST AVAILABLE PERFORMANCE (2019)	2030 GOAL
15.3	By 2030, reduce soil degradation in the municipality of São Paulo, expanding the monitoring of land movements related to landslides, undermining and irregular waste disposal, as well as fighting desertification processes and soil exposure in public green areas, promoting environmental recovery of degraded areas.	15.3.1	GCM (Metropolitan Civil Guard) -Environmental - Occurrences of irregular waste disposal (absolute number)	_*	_*	Monitor
		15.3.2	GCM (Metropolitan Civil Guard) -Environmental - Seizures of trucks and machines (absolute number)	-	291	Monitor
		15.3.3	Conduct Adjustment Terms (TAC) arising from inspection actions (absolute number)	-	50	Monitor
15.5	Protect the municipality's wildlife, through knowledge, assistance, monitoring and rehabilitation of endangered species, halting the loss of biodiversity and supporting public policies to reduce impacts on wildlife.	15.5.1	Wild animals rehabilitated for release in the City of São Paulo (%)	-	31.43%	Monitor
		15.5.2	Wild animals rehabilitated for captivity in the City of São Paulo (%)	-	0.71%	Monitor
		15.5.3	Wild animals that died in the city of São Paulo (%)	-	33.26%	Monitor
		15.5.4	Expenditure on conservation and rehabilitation of wild fauna in the Municipality of São Paulo (%)	-	1.53%	Expand
		15.5.5	Endangered wildlife (vertebrates) in the city of São Paulo (%)	_*	_*	Monitor
		15.5.6	Wild animals arising from action to repress trafficking or illegal sale - Police (Civil and Military), GCM (Metropolitan Civil Guard) and inspection bodies (Ibama, SIMA) (%)	-	11.96%	Monitor
		15.5.7	Wild Fauna Care - Vertebrates (%)	_*	_*	Monitor
		15.5.8	Actions of the Municipal Plan for Local Actions and Strategies for Biodiversity carried out - monitoring of implementation (%)	-	33.75%	Monitor

GOAL NO.	MUNICIPAL GOAL 2030	INDICATOR NO.	INDICATOR	BASE VALUE (2015)	LATEST AVAILABLE PERFORMANCE (2019)	2030 GOAL
15.6	By 2030, indigenous peoples' traditional knowledge, innovations and practices relevant to the conservation and sustainable use of biodiversity, as well as the customary use of biological resources, shall be respected according to their uses, customs, traditions and forms of social organization. This will guarantee these peoples the right to consultation and free, prior and informed consent, as well as self-determination, also to develop projects that affect their resources and territories, as effective mechanisms for their social participation at the different levels of the municipality.	15.6.1	Proportion of indigenous lands in the municipality (%)	-	5.66%	Monitor
		15.6.2	Evolution of agricultural production (food supply) in villages in the city of São Paulo (units)	_*	_*	Monitor
		15.6.3	Evolution of agrobiodiversity of agricultural production in Guarani villages in the city of São Paulo (units)	_*	_*	Monitor
		15.6.4	Evolution of food self-sufficiency conditions in Guarani villages in the city of São Paulo (kg per capita)	_*	_*	Monitor
15.7	Take urgent measures to end illegal hunting and trafficking in protected species of fauna, in accordance with the guidelines of the Municipal Committee to Combat Wildlife Trafficking (COMETAS).	15.7.1	GCM (Metropolitan Civil Guard) -Environmental - Occurrences	-	2,434	Reduce
		15.7.2	GCM (Metropolitan Civil Guard) -Environmental - wild animals rescued	1,423	3,048	Monitor
		15.7.3	GCM (Metropolitan Civil Guard) -Environmental - Wild animals sent to captivity and monitored	_*	_*	Monitor
15.8	By 2030, ensure the implementation of measures to eradicate invasive exotic tree species in the city of São Paulo, with actions from the Municipal Plan for Urban Afforestation (PMAU).	15.8.1	Invasive exotic tree species removed	_*	_*	Expand
		15.8.2	Invasive exotic tree species replaced	_*	_*	Expand

GOAL NO.	MUNICIPAL GOAL 2030	INDICATOR NO.	INDICATOR	BASE VALUE (2015)	LATEST AVAILABLE PERFORMANCE (2019)	2030 GOAL
15.9	By 2030, integrate ecosystem and biodiversity values into local planning, aiming to expand and requalify public green areas, primarily in densely occupied territories, lacking vegetation and public leisure areas, maximizing ecosystem services and improving governance and management of green areas, in accordance with the guidelines established in the Municipal Plan for Protected Areas, Green Areas and Free Spaces – PLANPAVEL.	-	- There is no indicator yet-	-	-	-
15.a	Ensure a significant mobilization of resources from a variety of sources, including through the mobilization of external financial resources from international, inter-federative and private sources, for the implementation of policies for the conservation and sustainable use of biodiversity and ecosystems in the municipality.	15.a.1	External financial resources raised from international, inter-federative and private sources for Environmental Management (BRL)	0	0	Expand
		15.a.2	Expenses incurred by the Municipality of São Paulo with the Environmental Management budget function (R\$)	303,569,232.29	259,657,760.77	Monitor
15.b	Mobilize significant resources from all sources and at all levels to finance public policies and initiatives for the conservation and restoration of areas providing environmental services, ensuring availability of financial resources, improving governance and management of protected areas, as well as maximizing services ecosystems provided by public and private green areas in the city of São Paulo.	15.b.1	Notices for Payments for Environmental Services (PES) published in the municipality (absolute number)	-	-	Expand
		15.b.2	Number of Properties benefiting from Payments for Environmental Services (PES) in the municipality (absolute number)	-	-	Expand
		15.b.3	Number of Properties benefiting from Payments for Environmental Services (PES) in the municipality (ha)	-	-	Monitor
		15.b.4	Total expenses with Payments for Environmental Services (PES) in the municipality (BRL)	-	-	Expand

GOAL NO.	MUNICIPAL GOAL 2030	INDICATOR NO.	INDICATOR	BASE VALUE (2015)	LATEST AVAILABLE PERFORMANCE (2019)	2030 GOAL
15.b	Mobilize significant resources from all sources and at all levels to finance public policies and initiatives for the conservation and restoration of areas providing environmental services, ensuring availability of financial resources, improving governance and management of protected areas, as well as maximizing services ecosystems provided by public and private green areas in the city of São Paulo.	15.b.5	Proportion of expenditure on Payments for Environmental Services (PES) in the total expenditure of the State Environmental Fund - PEMA (%)	-	-	Expand
		15.b.6	Number of urban properties benefiting from green property tax (IPTU) in the municipality (absolute number)	-	-	Expand
		15.b.7	Number of Private Natural Heritage Reserves - RPPN created based on incentives (absolute number)	-	-	Expand

### SDG 15 Analytical Summary



**12**

UN Goals



**10**

Municipalized Goals through the 2030 Municipal Agenda



**54**

UN Indicators

**52**

Indicators of the 2030 Municipal Agenda

**30**

Indicators of the 2030 Municipal Agenda with details

**22**

Indicators of the 2030 Municipal Agenda under construction by the responsible agency



# SDG 16.


## Peace, Justice and Effective Institutions

*Promote peaceful and inclusive societies for sustainable development, provide access to justice for all and build effective, accountable and inclusive institutions at all levels.*

### Context

Access to information is a fundamental right provided for in the Federal Constitution, as well as in the Federal Law that regulates it (Law No. 12,527, of November 18, 2011). All citizens are entitled to receive information of interest to them, whether of collective or general interest, from public bodies, except in cases of confidentiality.

To guarantee the exercise of this right, it is the duty of the Public Administration to provide the physical and technological means to facilitate access to information, control and social participation, including all citizens.



### Municipal Goal 16.10

*Ensure public access to information, as part of fundamental rights and guarantees, in accordance with national and municipal legislation and international agreements.*

**Indicator 16.10.3:** Average efficiency score of the Municipal Administration (0 to 10) in Active Transparency.

**Formula:** Efficiency rating (from 0 to 10) of municipal public bodies of direct administration regarding the quality of compliance with active transparency requirements.

2015	2016	2017	2018	2019	2020
-	-	6.66*	6.26*	7.06*	8.67*

Source: General Comptrollership of the City (CGM).

2030 Goal: Expand to 9.9

### Linked Municipal Programs

Through the 2021-2024 Goals Program, the City of São Paulo aims to reach 7.37 points in the Direct Administration Integrity Index in the quadrennium, a value that corresponds to the score obtained by municipal bodies in aspects of management, namely: i) Internal Control Indicator; ii) Indicator of the Integrity and Best Practices Program; iii) Complaints Answered Indicator; iv) Recommendation Indicator; v) Active Transparency Indicator; vi) Commissioner Indicator; vii) Electronic Auctions Indicator; viii) Emergency Contracts Indicator; and ix) Passive Transparency Indicator. It is noteworthy among them that the Active Transparency Indicator assesses the degree of transparency of the online institutional portals of each agency of the Municipality of São Paulo.



Delivery of notebooks to municipal schools.

## Goals and indicators of SDG 16

GOAL NO.	MUNICIPAL GOAL 2030	INDICATOR NO.	INDICATOR	BASE VALUE (2015)	LATEST AVAILABLE PERFORMANCE (2019)	2030 GOAL
16.1	Significantly reduce all forms of violence and related death rates in all districts.	16.1.1	Total number of fatal violent crimes (simple, aggravated homicides and bodily injury followed by death) (absolute number)	4,311	-	Reduce by 15%
		16.1.2	Number of fatal violent crimes with black victims (simple, qualified homicides and bodily injury followed by death) (absolute number)	2,027	_*	Reduce by 23%
		16.1.3	Number of fatal crimes committed against women (simple, aggravated homicides and bodily harm followed by death) (absolute number)	733	_*	Monitor
		16.1.5	Number of homicides of young men (between 15 and 29 years old) (absolute number)	1,709	_*	Reduce
		16.1.6	Total number of robberies in the municipality (absolute number)	192,962	158,598	Reduce
		16.1.7	Total number of thefts in the municipality (absolute number)	220,995	263,897	Reduce
		16.2	Protect all children and adolescents from abuse, exploitation, trafficking, torture and all other forms of violence.	16.2.1	Percentage of assistance to Children and Adolescents needing services for coexistence and strengthening of bonds (%)	_**
16.2.2	Number of Adolescents complying with socio-educational measures in an open environment (assisted freedom and provision of services to the community) (absolute number)			5,767	4,136	Monitor
16.2.3	Number of cases of violence against children and adolescents (absolute number)			1,368	12,507	Reduce
16.2.4	Number of Children and Adolescents who have suffered sexual violence (absolute number)			-	857	Reduce

GOAL NO.	MUNICIPAL GOAL 2030	INDICATOR NO.	INDICATOR	BASE VALUE (2015)	LATEST AVAILABLE PERFORMANCE (2019)	2030 GOAL
16.3	Strengthen the Rule of Law, at the municipal level, through mechanisms for social participation and protection of the rights of users of public services; and guaranteeing equal access to justice for all, through conflict settlement policies.	16.3.1	Number of conflict mediation consultations in the Metropolitan Civil Guard Mediation Houses (absolute number)	518	3,971	Monitor
		16.3.2	Resolution rate of conflict mediation services in the Mediation Houses of the Metropolitan Civil Guard (%)	_*	35%	60%
		16.3.3	Number of Reports of Human Rights Violations received by the Human Rights Ombudsman (absolute number)	-	2,907	Monitor
		16.3.4	Percentage of Municipal Public Administration Bodies with their own Ombudsman or responsible for Ombudsman actions (%)	-	17.11%	Expand to 80%
		16.3.5	Average efficiency score of the bodies in responding to complaints and requests from citizens with the General Ombudsman (IRA - Service Response Indicator) (score from 0 to 10)	-	4.72*	Expand to at least 8
16.4	By 2030, significantly reduce the flows of illegal weapons, strengthen the recovery and return of weapons, support and strengthen the fight against all forms of crime through actions and campaigns, in partnership with the Secretariat for the State Public Security together with Civil Society.	16.4.1	Number of weapons collected by the Disarmament Campaign by the Metropolitan Civil Guard - GCM (absolute number)	1,117	319	Monitor



GOAL NO.	MUNICIPAL GOAL 2030	INDICATOR NO.	INDICATOR	BASE VALUE (2015)	LATEST AVAILABLE PERFORMANCE (2019)	2030 GOAL
16.5	Strengthen the fight against corruption and bribery in all its forms.	16.5.1	Average efficiency score of the Municipal Administration (0 to 10) in the use of electronic auctions to replace face-to-face auctions (Proportion of electronic auctions by total auctions)	-	9.81*	Monitor
		16.5.2	Average efficiency score of the Municipal Administration (0 to 10) in controlling the use of emergency contracts (Proportion of emergency contracts to total contracts)	-	9.29*	Monitor
		16.5.3	Average efficiency score of the Municipal Administration (0 to 10) in implementing the Integrity Program	-	2.81*	Expand to at least 7
		16.5.4	Average efficiency score of the Municipal Administration (0 to 10) in implementing internal control	-	2.23*	Expand to at least 7.5
		16.5.5	Number of electronic anti-corruption systems existing in the central internal control body (absolute number)	1	2*	Implement 3 new electronic systems in the central internal control
		16.6	Increase transparency, accountability, effectiveness and efficiency of institutions at all levels.	16.6.1	Percentage of access denied to the citizen information system in the initial service phase (%)	-
16.6.2	Percentage of requests answered in the citizen information system in the initial service phase (%)	-		85.79%	Monitor	

GOAL NO.	MUNICIPAL GOAL 2030	INDICATOR NO.	INDICATOR	BASE VALUE (2015)	LATEST AVAILABLE PERFORMANCE (2019)	2030 GOAL		
16.6	Increase transparency, accountability, effectiveness and efficiency of institutions at all levels.	16.6.3	Percentage of resources registered in the citizen information system (1st, 2nd and 3rd instance) (%)	-	22.32%	Monitor		
		16.6.4	Average efficiency score of the Municipal Administration (0 to 10) in meeting audit recommendations	-	7.29*	Expand to at least 8		
		16.6.5	Average efficiency score of the Municipal Administration (0 to 10) in meeting requests for access to information (Passive Transparency Index - ITP)	-	7.84*	Expand to at least 8		
		16.6.6	Percentage of completed requests that had a subsequent complaint at the Municipal General Ombudsman (%)	-	0.6%	Monitor		
		16.6.7	Percentage of requests completed outside the maximum period informed in the Service Letters (%)	41.48%	48.39%	Reduce		
		16.6.8	Average score of satisfaction level with the service provided (1 to 5)	-	2.63	Expand		
		16.6.9	Annual Satisfaction Index of Descomplicação units (%)	-	99.28%	Keep it greater than 98%		
		16.7	Ensure responsive, inclusive, participatory, representative and transparent decision-making at all levels, by fostering more democratic and accessible spaces for participation.	16.7.1	Number of Public Consultations made by Participe+ (absolute number)	-*	-*	Expand
				16.7.2	Number of participants in Participe+ consultations	-*	-*	Expand
16.7.3	Percentage of Municipal Secretariats with Councils with the participation of civil society (%)			-*	85.96%	Monitor		



GOAL NO.	MUNICIPAL GOAL 2030	INDICATOR NO.	INDICATOR	BASE VALUE (2015)	LATEST AVAILABLE PERFORMANCE (2019)	2030 GOAL
16.7	Ensure responsive, inclusive, participatory, representative and transparent decision-making at all levels, by fostering more democratic and accessible spaces for participation.	16.7.4	Number of citizens present at the meetings of the Municipal Participatory Councils (absolute number)	-	_*	Monitor
		16.7.5	Percentage of black Women in managerial positions in the municipal government (%)	-	14.09%	Expand
		16.7.6	Percentage of black people in managerial positions in the municipal government (%)	-	23.04%	Expand
		16.7.7	Percentage of people with disabilities in managerial positions in the municipal government (%)	-	0.47%	Expand
		16.8.1	Participation of the city of São Paulo in councils, directors and leadership positions in international multilateral institutions and international networks of cities (absolute number)	_*	3	Expand
16.8	Expand and strengthen the participation of the municipality of São Paulo in global governance institutions.	16.8.2	International networks of cities that São Paulo is part of (absolute number)	15	20	Expand
		16.8.3	Participation of the city of São Paulo in events promoted by institutions of the UN System and Networks of Cities (absolute number)	_*	29	Expand
		16.8.4	International commitments assumed by the city of São Paulo (absolute number)	_*	6	Expand
		16.9.1	Sub-Registration of Births in the municipality (%)	0.37%	-	0.10%
16.9	By 2030, provide legal identity for everyone, including birth registration.	16.9.1	Sub-Registration of Births in the municipality (%)	0.37%	-	0.10%

GOAL NO.	MUNICIPAL GOAL 2030	INDICATOR NO.	INDICATOR	BASE VALUE (2015)	LATEST AVAILABLE PERFORMANCE (2019)	2030 GOAL
16.10	Ensure public access to information, as part of fundamental rights and guarantees, in accordance with national and municipal legislation and international agreements.	16.10.1	Percentage of opening administrative proceedings with public access level (%)	50%	58%	Expand
		16.10.2	Number of accesses by the citizen to closed physical processes (absolute number)	27,150	15,385	Monitor
		16.10.3	Average efficiency score of the Municipal Administration (0 to 10) in Active Transparency	-	7.06*	Expand to 9.9
		16.10.4	Percentage of São Paulo City Hall websites that have a translation avatar for Libras (Brazilian Sign Language) (%)	_*	79%	100% every year
		16.10.5	Percentage of municipal public websites certified with the Digital Accessibility Seal in the city of São Paulo (%)	_*	64%	100% every year
16.a	Strengthen the capacities of competent municipal institutions, promoting transparency and participation, also through international cooperation, for the prevention of violence and crime.	16.a.1	Number of cameras inserted in the City Cameras Project (absolute number)	_*	3,007	Expand
		16.a.2	Number of Visits/Rounds made by Ronda Guardiã Maria da Penha (absolute number)	10,531	15,594	Expand
		16.a.3	Number of Women attended by Ronda Guardiã Maria da Penha (absolute number)	220	301	Expand
		16.a.4	Number of records of criminal occurrences in the SP+Segura app (absolute number)	_*	33,548	Monitor
16.b	Promote and enforce non-discriminatory laws and policies for sustainable development.	16.b.1	Compliance with vacancy quotas for people with disabilities in the city of São Paulo (%)	37.35%	_*	75%

## SDG 16 Analytical Summary



**12**

UN Goals



**12**

Municipalized Goals through the 2030 Municipal Agenda



**52**

UN Indicators

**52**


Indicators of the 2030 Municipal Agenda

**43**

Indicators of the 2030 Municipal Agenda with details

**9**

Indicators of the 2030 Municipal Agenda under construction by the responsible agency



# SDG 17.


## Partnerships and means of implementation

*Strengthen the means of implementation and revitalize the global partnership for sustainable development.*

## Context

In order to implement all the Sustainable Development Goals, especially in the context of the Covid-19 pandemic, multiple strategies will be adopted to capture alternative sources of resources that qualify the financing available for economic recovery.

International resources can be raised either in a reimbursable manner, through financing, or in a non-reimbursable manner, through partnerships and international cooperation projects that contribute with technical advice, financial support to projects or by direct application in the implementation of public service actions.



### Municipal Goal 17.3



**Indicator 17.3.1:** Estimated Resources in Foreign Direct Investment (FDI) (US\$ billion).

**Formula:** Estimated Resources in Foreign Direct Investment (FDI) (US\$ billion).

2015	2016	2017	2018	2019	2020
1.9592	1.056	1.402	1.9133	2.5489	-

**2030 Goal:** Expand.

## Linked Municipal Programs

The government works to attract economic benefits to the city. That happens through the articulation and training of companies (Program for Attracting and Retaining Investments for the Municipality of São Paulo and Support Program for the Internationalization of São Paulo Companies) and through partnership projects with the private sector that aim to delegate the maintenance of goods and execution of services that can be better exploited by the private sector.

For the next quadrennium, the 2021-2024 Goals Program wants to attract R\$ 13 billion in investments for the city. The funds will be either from financial resources generated by municipal public stimulus (investments in R\$, declared by the companies supported within the scope of the Investment Attraction and Retention Program for the Municipality of São Paulo and by the companies participating in the Support Program for the Internationalization of São Paulo Companies), or by the sum of the total economic benefits, (sum in R\$ according to the total forecast presented in partnership projects with the private sector at the time of approval).



The partnership with the Ellen Macarthur institution aims to promote the circular economy in São Paulo.

## Actions in partnership with Civil Society

The first VLR in the city of São Paulo was launched at a solemn event held by the Municipal SDG Commission. That is why the municipality's first report was built only by the municipal government. To prepare the second VLR, not only the institutions of the Municipal SDGs Commission were consulted on the proposed structure of the municipal report, but they were also able to improve the document. Additionally, Civil Society institutions were invited to report on strategies for advancing the Implementation of the 2030 Municipal Agenda, recognizing that the challenge is shared between the government and society as a whole. The following initiatives are highlighted:

### Sustainable Cities Institute

#### (Sustainable Cities Development Index)

The Sustainable Development of Cities Index (IDSC), developed by the Sustainable Cities Institute and the Sustainable Development Solutions Network (SDSN) - an agency linked to the UN that promotes the monitoring of sustainable development in different countries and subnational entities - promotes the monitoring of the reach and of the challenges of 770 Brazilian cities with regard to the 2030 Agenda. For this purpose, 88 indicators are used, covering all 17 SDGs. The Index, unprecedented in Brazil, provides a view of the country's regional inequalities from its cities, especially with regard to the great challenges of municipalities in the North and Northeast regions, which are in the worst positions - especially those located in the Legal Amazon region.

São Paulo is in the 48th position, with a score of 64.9 points, which places it in the group of cities with medium sustainable development. In Brazil, no municipality has been identified at the very high level of sustainable development, and only 4 cities are listed in the High Performance Index. Thus, the capital of the State of São Paulo is the second best situated capital - second only to Curitiba (PR). São Paulo's main challenges are in the areas of health (SDG 3), education (SDG 4), inequalities (SDG 10), housing (SDG 11) and violence (SDG 16). However, in areas such as access to energy (SDG 7), solid waste collection (SDG 12) and deforestation (SDG 13), the city has already achieved the foreseen objectives, according to the selected indicators and the Index methodology, available at <https://idsc-br.sdgindex.org/methodology>.

### Liga Solidária (Solidarity League)

#### (Assistance to the population in a vulnerable situation)

Liga Solidária is a non-profit Civil Society Organization - (OSC) which since 1923 has been driven by the belief that with a fairer society with more opportunities we can promote love, solidarity and work. We recognize that the Covid-19 pandemic is leaving deep scars on the city. Moreover, it is in the cities we will be able to build the solution to the problems it highlighted. (SDG 11 - Sustainable Cities and Communities). Liga Solidária values collaborative work in networks and is therefore involved in projects and spaces that can represent civil society organizations for the construction of a common agenda. In this regard, the organization develops social activities in the outskirts of the city of São Paulo, especially in the West region, where it concentrates the main center of action in partnership (SDG 17) with the government, including the Municipal Secretariat for Social Assistance and Development (SMADS), the Municipal Secretariat for Education (SME) and the Municipal Secretariat for Economic Development and Labor (SMDDET). More than 13 thousand children, young people, adults and seniors in situations of high social vulnerability are benefited during the year in nine programs of productive inclusion, community bonds, quality education and active aging, which act daily to rescue the dignity and promote the autonomy of these people.

## Goals and indicators of SDG 17

GOAL NO.	MUNICIPAL GOAL 2030	INDICATOR NO.	INDICATOR	BASE VALUE (2015)	LATEST AVAILABLE PERFORMANCE (2019)	2030 GOAL
17.1	Strengthen domestic resource mobilization to improve municipal capacity for tax and other revenue collection.	17.1.8	Total Municipal Revenue (BRL)	R\$ 48,102,298,491.74	R\$ 62,716,982,200.34	Monitor
		17.1.6	Total Revenue Collected from Taxes by the Municipality (BRL billion)	R\$ 22.02 billion	R\$ 33.30 billion	Monitor
		17.1.4	Participation of Municipal Taxes in Municipal Current Revenue (%)	49.0%	59.3%	Monitor
		17.1.1	Participation of Urban Property and Land Tax - IPTU in Municipal Current Revenue (%)	14.6%	18.5%	Monitor
		17.1.2	Participation of Tax on Services - ISS in the Municipal Current Revenue (%)	25.3%	28.9%	Monitor
		17.1.5	Default rate of taxpayers of the Urban Property and Land Tax - IPTU (%)	10.7%	12%	Reduce
		17.1.7	Total Property Revenue of the Municipality (BRL)	R\$ 2,305,169,127.03	R\$ 1,213,876,520.72	Monitor
		17.1.9	Share of Equity Revenue in Total Municipal Revenue (%)	4.79%	1.94%	Monitor
		17.1.10	State Current Transfers (BRL)	_*	R\$ 8,456,085,868.56	Monitor
		17.1.11	State Capital Transfers (BRL)	_*	R\$ 547,929,626.18	Monitor
		17.1.12	Federal Current Transfers (BRL)	_*	R\$ 3,232,494,729.42	Monitor
		17.1.13	Federal Capital Transfers (BRL)	_*	R\$ 37,007,470.71	Monitor
		17.1.14	Total transfers from other federative entities (BRL)	R\$ 13,444,895,477.24*	R\$ 12,273,517,694.87	Monitor

GOAL NO.	MUNICIPAL GOAL 2030	INDICATOR NO.	INDICATOR	BASE VALUE (2015)	LATEST AVAILABLE PERFORMANCE (2019)	2030 GOAL
17.3	Mobilize additional resources for the municipality from multiple sources.	17.3.1	Estimated Resources in Foreign Direct Investment (FDI) (US\$ billion)	1.9592	2.5489	Expand
		17.3.2	Resources invested in public policies in the municipality through international cooperation/ partnerships - reimbursable resources (BRL)	_*	R\$ 403,000,000.00	Monitor
		17.3.3	Resources invested in public policies in the municipality through international cooperation/ partnerships - Non-reimbursable resources (BRL)	_**	R\$ 47,521,675.00	Expand
17.4	Achieve long-term municipal debt sustainability through coordinated policies designed to promote debt financing, reduction and restructuring as appropriate.	17.4.1	Current municipal expenses with interest and debt charges (BRL)	R\$ 1,580,123,725.95	R\$ 1,136,194,620.04	Monitor
		17.4.2	Municipal capital expenses with debt amortization (BRL)	R\$ 1,663,560,173.46	R\$ 2,205,711,273.41	Monitor
		17.4.3	Consolidated Net Debt (DCL) of the municipality (BRL)	R\$ 79,625,774,467.55	R\$ 29,278,752,533.59	Monitor
		17.4.4	Current Net Revenue (RCL) of the municipality (BRL)	R\$ 43,668,188,527.51	R\$ 54,166,943,978.98	Monitor
		17.4.5	Percentage of Net Consolidated Debt (DCL) of the municipality over Net Current Revenue (RCL) of the municipality (%)	182.34%	54.05%	Monitor



GOAL NO.	MUNICIPAL GOAL 2030	INDICATOR NO.	INDICATOR	BASE VALUE (2015)	LATEST AVAILABLE PERFORMANCE (2019)	2030 GOAL
17.6	Improve North-South, South-South and triangular regional and international cooperation and access to science, technology and innovation, and increase knowledge sharing on mutually agreed terms, also through better coordination between existing mechanisms, particularly in multilateral international bodies and city networks, and through a global technology facilitation mechanism.	17.6.1	Number of missions and participation in international events related to science, technology and innovation (absolute number)	_*	12	Expand
		17.6.2	Number of Networks, agreements and international commitments related to the themes of science, innovation and technology integrated by the Municipality of São Paulo (absolute number)	_*	4	Expand
17.7	Promote the development, transfer, dissemination and diffusion of environmentally correct technologies for the city of São Paulo.	17.7.1	Participation in international networks of cities, international agreements and commitments related to the development, transfer, dissemination and diffusion of environmentally correct technologies (absolute number)	_**	6	Expand
17.9	Locate the Sustainable Development Goals (SDGs) and implement the 2030 Agenda in the city of São Paulo, according to the international commitment assumed before the United Nations (UN).	17.9.2	Biannual publication of reports containing the activities carried out, the conclusions and recommendations signed by the Municipal SDG Commission (Satisfactory or Unsatisfactory)	_*	_*	Keep Satisfactory
		17.9.3	Publication of Local Voluntary Reports (Published or Unpublished)	_*	_*	Keep Published every year

GOAL NO.	MUNICIPAL GOAL 2030	INDICATOR NO.	INDICATOR	BASE VALUE (2015)	LATEST AVAILABLE PERFORMANCE (2019)	2030 GOAL
17.11	Increase exports of products and services by companies in the city of São Paulo, increasing Brazilian participation in global exports by 2030.	17.11.1	Total value of exports by the manufacturing industry in the municipality (US Dollars) (Free on Board - FOB, available free of fees for export at the port/airport of origin)	US\$ 4.9 billion	US\$ 2.6 billion	Expand
		17.11.2	Total annual value of Agribusiness exports in the municipality (US Dollars) (Free on Board - FOB, available free of fees for export at the port/airport of origin)	US\$ 2.3 billion	US\$ 1.2 billion	Expand
		17.11.3	Number of product exporters in the municipality (absolute number)	2,970	3,270	Expand
		17.11.4	Annual number of participations in training offered by São Paulo Investimentos e Negócios (Investments and Businesses) (SPIN) for the internationalization of companies in the municipality	-	500	Expand
17.14	Contribute to increasing policy coherence for sustainable development, by linking planning instruments to the 2030 Municipal Agenda.	17.14.1	Status of the Action Plan for Implementation of the SDGs (existing or non-existent)	_*	_*	Keep existing annual
		17.14.2	Linking the Goals Program to the 2030 Municipal Agenda (existing or non-existent)	_*	_*	Keep existing annual
		17.14.3	Linking the Multi-Year Plan to the 2030 Municipal Agenda (existing or non-existent)	_*	_*	Keep existing annual



GOAL NO.	MUNICIPAL GOAL 2030	INDICATOR NO.	INDICATOR	BASE VALUE (2015)	LATEST AVAILABLE PERFORMANCE (2019)	2030 GOAL
17.16	Participate in international partnerships for sustainable development, complemented by multi-sector partnerships that mobilize and share knowledge, expertise, technology and financial resources to support the achievement of sustainable development goals	17.16.1	Number of international agreements and commitments assumed by the City Hall directly aligned with the achievement of sustainable development goals (absolute number)	_*	2	Expand
		17.16.2	Number of exchanges of international experiences sent by the City Hall directly aligned with the achievement of sustainable development goals (absolute number)	_*	2	Expand
		17.16.3	Number of domestic agreements and commitments assumed by the City Hall directly aligned with the achievement of sustainable development goals (absolute number)	-	1*	Expand
17.17	Encourage and promote effective partnerships in the public, public-private, private and civil society spheres, based on the experience of these partnerships' resource mobilization strategies.	17.17.1	Number of Civil Society Organizations registered in the Single Registry of Third Sector Partner Entities (absolute number)	1,073	1,553	Monitor
		17.17.2	Qualified Social Organizations in the City of São Paulo (absolute number)	34	48	Expand
		17.17.3	Amount of transfers to the Third Sector (BRL)	_*	R\$ 9,830,426,605	Monitor
		17.17.4	Number of Contracts with the Third Sector (absolute number)	_*	5,589	Monitor

GOAL NO.	MUNICIPAL GOAL 2030	INDICATOR NO.	INDICATOR	BASE VALUE (2015)	LATEST AVAILABLE PERFORMANCE (2019)	2030 GOAL
17.18	Strengthen support for data disaggregation, integration, availability and sharing of administrative records and statistical and geoscientific databases relevant to the fulfillment of goals and measurement of sustainable development indicators, respecting the legislation on information security.	17.18.1	Total data layers made available online to citizens by the GeoSampa portal (absolute number)	_**	200	Expand
		17.18.2	Number of new maps (data layers) made available online to citizens by the GeoSampa portal (absolute number)	_**	18	Expand
		17.18.3	Secretariats that provide data in Geo-Sampa (%)	22%	77%	100%
		17.18.4	Number of accesses to GeoSampa data (absolute number)	21,906	1,534,894	Expandt
17.19	By 2030, build on existing initiatives to develop metrics of sustainable development progress that complement gross domestic product.	-	- There is no indicator yet-	-	-	-

### SDG 17 Analytical Summary



**19**  
UN Goals



**12**  
Municipalized Goals through the 2030 Municipal Agenda



**52**  
UN Indicators

**45**

Indicators of the 2030 Municipal Agenda

**39**

Indicators of the 2030 Municipal Agenda with details

**6**

Indicators of the 2030 Municipal Agenda under construction by the responsible agency

## Next Steps

The City Hall of São Paulo is responsible for drawing up a series of short, medium and long-term planning documents, which are essential for identifying the priorities of the Municipal Administration.

Among them, the Goals Program (PdM), which organizes, in a clear and transparent way, the priority actions of the City of São Paulo during the four-year term of each elected Mayor and the Multi-Year Plan (PPA). It is an important tool for strategic and budgetary planning, encompassing all programs and actions to be carried out by the government, in order to ensure compliance with the guidelines and goals of the municipal public administration, as well as the continuity of public policies and the social control of its execution.

Thus, it is from the implementation of an integrated planning system that the PPA guidelines reflect the commitments made a few months earlier by PdM 2021-2024, and point to the long-term horizon of sector plans and global pacts, such as the Agenda 2030, ensuring compliance with effective public policies and consequently providing adequate responses to public problems, with fiscal responsibility and a vision of the future for the city. Integration is necessary to guarantee the effectiveness of the planning pieces, and it is a prerequisite to implement and monitor the commitments undertaken.

Pursuant to Decree No. 60.166/2021, the "Action Plan for the implementation of the 2030 Municipal Agenda" must be proposed by the Municipal SDG Commission in the first year of each municipal administration for the period of the subsequent 4 years, and must be completed in up to one hundred and eighty days after the publication of the Goals Program. Its minimum content must contain strategies, instruments, actions and programs for the performance of the 2030 Agenda for the United Nations Sustainable Development in the city of São Paulo.

Thus, for the 2021-2024 quadrennium, the elaboration of the Action Plan for the implementation of the 2030 Municipal Agenda was proposed, in direct alignment with the commitments of the 2021-2024 Goals Program and with the budget planning of the 2022-2025 Multi-Year Plan. For this, each Thematic Chamber of the Municipal SDG Commission was dedicated to analyzing the impact that the actions provided for in both instruments have on their respective goal of the 2030 Municipal Agenda, detailing these actions in the Action Plan for Implementation of the 2030 Municipal Agenda, which must be completed by December 2021.

With the preparation of the 2030 Municipal Agenda and the Action Plan for its implementation, the Municipal SDG Commission will work on the annual monitoring of the achievement of both commitments. The 545 indicators will be monitored annually through the ObservaSampa platform, as well as the actions planned for the 2021-2024 quadrennium, and the progress will be registered in the Monitoring Report on the Implementation of the 2030 Municipal Agenda, which must be published in September of each year, as of 2022.



## Final considerations

The City of São Paulo, a leading actor in the fight against the Covid-19 pandemic, has undertaken all the measures determined by the municipal, national and international health authorities since the confirmation of the first case registered in Brazil on February 26, 2020.

For the next few years, in a post-pandemic scenario, the city's challenge will be to overcome the social and economic consequences caused by the health crisis. This meets the urgent need to advance in the fulfillment of the 2030 Municipal Agenda by adopting the necessary measures to guarantee access to basic services and rights to the entire population, especially the most affected portion of it. Also, concentrate efforts and resources in the actions of the socioeconomic recovery of the city of São Paulo.

Given this situation, initiatives that contribute to overcoming the current scenario were prioritized in the Action Plan for the implementation of the 2030 Municipal Agenda, such as adopting new practices to ensure sustainable development for the São Paulo population in the horizon of the next ten years. Thus, this instrument is a long-term commitment of the city, which encompasses and will provide São Paulo with more education, quality of life, health and a reduction in poverty and social inequality rates over this period.

In addition to the green and fair recovery of the pandemic, we are faced with the challenge more than ever of strengthening cooperation at all levels and among all stakeholders through new partnerships and networking. The socioeconomic imbalance aggravated by the pandemic urges the need for multi-sector solutions that are effectively implemented to generate lasting changes that will create resilient cities and societies in the face of future crises. In this sense, the Sustainable Development Goals provide a path to a future that is not just green, but fair for all.

We enter the decade of action towards 2030 with global challenges and commitments that have already begun in the cities. In this scenario of exchange between the local and the global, the city of São Paulo, through the international area, is committed to the dissemination and fulfillment of the 2030 Agenda throughout its territory. It is also committed to promoting sustainable development, seeking to elevate the city to the level of a green capital that can serve as an inspiration to other local governments, in addition to remaining active in the fight against structural racism, a central problem in Brazilian society.


The work of the Municipal Secretariat for International Relations of the City of São Paulo with municipalities in other countries, with international organizations and city networks, has been a great engine of innovation and solution to the main global challenges of the city of São Paulo. It highlights the capillarity in several issues that permeate the other portfolios of the city, and that would not advance in the short term without efforts undertaken by the international team, as reported in this document.



## Acronyms and Abbreviations

- BNCC - Common National Curriculum Base
- C40 - Network of cities with the name "Group of large cities for climate leadership"
- CADES - Regional Council for the Environment, Sustainable Development and Culture of Peace
- CEU - Unified Educational Centers
- CEA - UMAPAZ - Coordination of Environmental Education and Culture of Peace, Open University of Environment and Culture of Peace, Municipal Secretariat for the Environment
- CF - Federal Constitution of Brazil
- DCNTs - Non-Communicable Chronic Diseases
- DOU - Federal Register
- EJA - Youth and Adults Education
- Ecopontos - Places for voluntary delivery of small volumes of debris (up to 1 m<sup>3</sup>), large objects, furniture, tree pruning and recyclable waste
- Fab Lab - Public Innovation Laboratories of São Paulo
- GTI PCS/SDG - Intersecretarial Working Group to define and monitor indicators of the Sustainable Cities Platform and the Sustainable Development Goals
- LDB - Law of Guidelines and Bases
- MobLab - Urban Mobility Laboratory and Open Protocols of the City Hall of São Paulo
- MOU - Memorandum of Understanding
- MSP - City of São Paulo
- OAB - Brazilian Bar Association
- Observa Sampa - São Paulo Indicators Dissemination Platform
- SDG - Sustainable Development Goals
- UN - United Nations
- Participe+ - Platform for Online participation in public consultation processes
- PDM - Goals Program
- Planclima SP - Climate action plan for the city of São Paulo

- PMDE - Municipal Plan for Economic Development
- PME - Municipal Education Plan
- PMS - Municipal Health Plan
- PPA - Municipal Multi-Year Plan
- PMPI - Municipal Plan for Early Childhood
- Voluntary Local Review - VLR
- SMADS - Municipal Secretariat for Assistance and Social Development
- SMC - Municipal Secretariat for Culture
- SMDET - Municipal Secretariat for Economic Development, Labor and Tourism
- SME - Municipal Secretariat for Education
- SMRI - Municipal Secretariat for International Relations
- SMS - Municipal Secretariat for Health
- UBS - Basic Health Unit
- UCCI - Union of Ibero-American cities and capitals
- Urban 20 - Network of cities from member countries of the G20, group of the 20 largest economies in the world.
- Vai Tec - Program for the Valorization of Technological Initiatives



Execution



## CITY OF SÃO PAULO

**Mayor**  
Ricardo Nunes

**Secretary for International Affairs**  
Marta Tereza Suplicy

**Secretary of Municipal Government**  
Rubens Naman Rizek Junior

**Executive Secretary of Strategic  
Projects Management**  
Vivian Rodrigues Satiro

**Text**  
Anna Carolina de Paula M. de Marco  
Gabriela Pinheiro Lima Chabbouh  
Wagner Luiz Taques da Rocha  
Lucas Roberto Paredes Santos  
Talita Vieira Antônio  
Giulia Santi de Brito  
Jefferson Rodrigues de Faria  
Igor dos Santos Lacerda  
Francisco José João Rocha Moura de Castro

**English Review**  
Felipe Matsuda Toledo  
Lucas Roberto Paredes Santos  
Igor dos Santos Lacerda  
Luís Felipe Mendes Felício

### TECHNICAL STAFF

#### MUNICIPAL SECRETARIAT OF INTERNATIONAL AFFAIRS

**Public Policies and Government Management Analyst**  
Wagner Luiz Taques da Rocha

**Coordinator of International Affairs**  
Rodrigo Massi da Silva

**Coordinator of International Multilateral  
Affairs and Cities Networks**  
Felipe Matsuda Toledo

**Advisor for International Multilateral  
Affairs and Cities Networks**  
Lucas Roberto Paredes Santos

**COMMUNICATION**  
Montserrat Bevilaqua  
Giovanna Saab

**ORGANIZATION AND EDITING**  
Anna Carolina de Paula M. de Marco  
Gabriela Pinheiro Lima Chabbouh  
Lucas Roberto Paredes Santos  
Wagner Luiz Taques da Rocha

**COVER, GRAPHIC PROJECT, AND LAYOUT**  
Giovanna Saab

**LOGOS CONSULTANTS**  
Paulo Januzzi  
Taiana Jung  
Rui Marcos T da Silva

**PHOTOS**  
Fabio Rezende Andrade  
Prefeitura de São Paulo

### UCCI

**General Director**  
Ana Román

**Vice director of international  
relations and cooperation**  
Francisco Mugaburu





Unión de Ciudades  
Capitales Iberoamericanas  
União das Cidades  
Capitais Ibero-americanas



**CITY OF  
SÃO PAULO**