



# VOLUNTARY LOCAL REVIEW OF ACHIEVEMENT OF THE SUSTAINABLE DEVELOPMENT GOALS



**LVIV 2023**

The **VOLUNTARY LOCAL REVIEW** of achievement of the Sustainable Development Goals (SDGs) by Lviv offers a vision of progress towards achievement of the Goals at the local level and vectors of further development. The publication contains information on localization of the SDGs in Lviv, taking account of the global goals, targets and indicators. The SDGs set at national level were also a basis for localization of the SDGs. While preparing this Review we considered the international experience of reporting on the SDGs achievement at the local level. In particular, we learned a lot from the experience of the cities that have contributed to achievement of the SDG targets, organized cooperation with all the stakeholders and prepared the voluntary local reviews.

The publication contains findings of the development tendency analysis for 17 Goals, which cover all the areas of life of the local community in the Lviv Territorial Community. We have compared the global, national and regional indicators with the indicators used by the city to monitor progress of implementation of its strategic documents. We have additionally considered the best expert practices of UNDP in Ukraine and recommendations from the European Commission in the European Handbook for SDG Voluntary Local Reviews.

The publication is based on a wide range of information, analytical and statistical materials and the summary of expert discussions. The open discussion and exchange of data and analytical materials between Ukrainian cities and citizens who are engaged in achievement of the SDGs will facilitate improvement of management decision making at local level.

The first section of the publication presents Lviv to the readers and describes the principal social and economic indicators of the city. It also describes the strategic priorities of the city and the interconnection of the strategic documents with the specific SDGs. The second section is dedicated to progress of the SDG tasks. Each subsection describes the implementation of the tasks intended to achieve each specific Sustainable Development Goal in detail. The subsection is made of the study of the state of affairs based on the localized indicators, description of completed projects, and determination of priorities for subsequent activities. Special attention is paid to the changes as a result of the full-scale armed aggression by the Russian Federation against Ukraine. The annexes set out the methodology for preparing the Review and the table of SDG indicators.

The **Voluntary Local Review** (*hereinafter the «Review»*) has been developed by the City Institute municipal institution with participation of a wide range of experts, representatives of international organizations (UN Habitat), United Nations agencies in Ukraine (such as the United Nations Development Programme and the United Nations Children's Fund), researchers, local business representatives, youth and non-governmental organizations and others.

This publication uses photos from the photo bank of the Lviv City Council and the Lviv City Institute which highlight issues of sustainable community development, depict humanitarian aid and international technical assistance. The author's team expresses sincere gratitude for the use of photos that illustrate the contribution of international donor organizations to the process of achieving the SDGs.



**Editors:** Maksym Terletskyi, Natalia Sitnikova  
**Authors:** Yurii Lomikovskyy, Yurii Polianskyi, Andrii Pundor  
**Designer:** Dara Petrovska  
**Contact details:** info@city-institute.org



The publication was developed in cooperation with the Mayors for Economic Growth Facility, financed by the European Union and implemented by the United Nations Development Programme (UNDP) in Ukraine. The findings, conclusions or recommendations are those of the authors of this paper and do not necessarily reflect the views of UNDP in Ukraine, other United Nations agencies or the European Union.

<sup>1</sup> <https://sdgs.un.org/goals>

<sup>2</sup> <https://www.kmu.gov.ua/en/cili-stalogo-rozvitku-ta-ukrayina-eu>

<sup>3</sup> <https://sdgs.un.org/topics/voluntary-local-reviews>



Lviv is reporting on achievement of the Sustainable Development Goals at a time of full-scale war. The city in which tourism and creativity have played a key role had barely managed to recover from the COVID-19 pandemic when it faced the war-time challenges. Missiles are destroying critical infrastructure and residential buildings while children study in shelters to the sound of air raid alerts.

The full-scale invasion of Ukraine by Russia on 24 February 2022 changed the city's situation dramatically. More than five million persons passed through Lviv at the beginning of the war. Our community became a shelter and a new place of residence for more than 150,000 internally displaced persons. The destruction of the critical infrastructure and limitations to import capacity caused an increase in prices of energy, which elevated the risk of energy poverty for the population in turn. The radical economic changes resulted in reduced supply of employment,

so many city residents lost their jobs and ability to provide for their families. Many development projects had to be postponed because of martial law, with the city focusing on the critical matters of the war.

Nevertheless, Lviv has kept developing and remains dedicated to the Sustainable Development Goals despite the uncertainty and regular missile strikes. This Review demonstrates our contribution to sustainable development. I believe that we will be able to inspire other Ukrainian cities to follow the sustainable development path despite the war challenges, as well as the global and local challenges of our time.

Our team has made the first attempt to localize the global and national Sustainable Development Goals in its context. We have listed the localized goals we are planning to achieve by 2030 taking account of our strategic priorities and plans. The projects and indicators de-

scribed in the Review demonstrate Lviv's path to achievement of these.

We are proud of the projects and programmes we have recently managed to implement. However, there are still many challenges to overcome, and sustainable development of our city, Ukraine and the world in general depend on this. The Review specifies the priority projects of Lviv that we wish to implement to demonstrate our sustainable commitment to achieving the SDGs. For instance, Lviv has achieved a lot in development of its medical system by granting access to quality medical aid to all the community residents. However, the war has created a new challenge: rehabilitation of the injured. For this very reason, Lviv is developing the eco-system of the national rehabilitation centre called Unbroken, in order to ensure rehabilitation and

reintegration of civilians and military personnel who have been injured during the war.

We urge the consolidation of local and international efforts and the initiation of joint projects for each of the Sustainable Development Goals that are consistent with the win-win principle and will be of use for each city. I believe that cities working together is the principal tool to achieve the Sustainable Development Goals by 2030. The twenty-first century is the century of cities, which imposes a major duty on our residents to ensure comfortable life, equality, economic opportunities and a safe environment. This is the very sustainable development we are capable of ensuring by joint effort.

*Andrii Sadovyi,  
the Mayor of Lviv*



Foreword .....	3
List of Abbreviations .....	6
<b>Introduction .....</b>	<b>7</b>
<b>Section 1. Lviv on the Way to Achieving the SDGs .....</b>	<b>9</b>
Lviv, the Unbroken City .....	10
Development Strategies .....	11
<b>Section 2. Progress of Achievement of the SDGs .....</b>	<b>13</b>
Goal 1: No poverty .....	14
Goal 2: Zero hunger, development of agriculture .....	20
Goal 3: Good health and well-being .....	24
Goal 4: Quality education .....	30
Goal 5: Gender equality .....	36
Goal 6: Clean water and sanitation .....	42
Goal 7: Affordable and clean energy .....	46
Goal 8: Decent work and economic growth .....	50
Goal 9: Industry, innovation and infrastructure .....	56
Goal 10: Reduced inequalities .....	62
Goal 11: Sustainable cities and communities .....	66
Goal 12: Responsible consumption and production .....	72
Goal 13: Climate action .....	78
Goal 14: Life below water .....	82
Goal 15: Life on land .....	86
Goal 16: Peace, justice and strong institutions .....	92
Goal 17: Partnerships for the goals .....	98
<b>Conclusions .....</b>	<b>104</b>
<b>Annexes. ....</b>	<b>107</b>
Annex 1. Methodological Basis of the Review .....	107
Annex 2. Localized Goals and Indicators of the SDGs .....	109

# LIST OF ABBREVIATIONS

<b>CMU</b>	Cabinet of Ministers of Ukraine
<b>CTC</b>	City Territorial Community
<b>EBRD</b>	European Bank for Reconstruction and Development
<b>EIB</b>	European Investment Bank
<b>EIT</b>	External independent testing
<b>GDP</b>	Gross domestic product
<b>GIZ</b>	Deutsche Gesellschaft für Internationale Zusammenarbeit
<b>HEI</b>	Higher educational institution
<b>IDPs</b>	Internally displaced persons
<b>IHS</b>	Individual heat substation
<b>LCC</b>	Lviv City Council
<b>LLC</b>	Limited liability company
<b>NEFCO</b>	Nordic Environment Finance Corporation
<b>PrJSC</b>	Private Joint Stock Company
<b>RA</b>	Road accident
<b>SDGs</b>	Sustainable Development Goals
<b>SPARCS</b>	Sustainable Energy Positive and Zero Carbon Communities
<b>SSD</b>	Social Security Department
<b>TMA</b>	Territorial medical association
<b>TPS</b>	Thermal power station
<b>UN</b>	United Nations
<b>UN</b>	United Nations
<b>USAID</b>	United States Agency for International Development



## INTRODUCTION

In 2015, the United Nations Member States determined 17 Sustainable Development Goals (SDGs), in order to ensure decent human life in a safe environment. The Sustainable Development Goals are universal for all the countries, and each state has undertaken to follow them. The SDGs can be achieved provided that all social elements are consolidated, including the authorities, the private sector and civil society. Engagement of active citizens, businesses, non-governmental organizations (NGOs) and cities is a precondition

for sustainable development of the community. A considerable portion of the tasks prescribed by SDGs is within the competence of local self-governance in accordance with the legislation of Ukraine, and is implemented at the level of territorial communities. Cities have the human capital and powers to ensure the well-being of their residents, drive economic activity, create sustainable infrastructure, and take care of the environment. Their municipalities are on the frontline of the improvement of people's life quality, close interaction with citizens and local businesses, which makes them key actors in achieving the SDGs.



The priority vector of local policy is the sustainable development of Lviv. The SDGs are to be achieved through close interaction between the local and national authorities, businesses, NGOs, charitable foundations, active residents, and international organizations. Since the Goals were adopted in 2015, Lviv has achieved major progress in development of education and medicine, creation of sustainable infrastructure and enhancement of the competitive local economy, environmental protection and poverty reduction. The city as the eco-system has implemented hundreds of projects and initiatives, many of which are innovative both for Ukraine and for the world, within the local strategies. All of them were directed at sustainable development. However, Lviv had no comprehensive vision of its own contribution to achievement of the SDGs by 2030 before 2022. The Voluntary Local Review is the first attempt to summarize the city's activities and to assess achievements through the prism of implementation of the SDGs. The document will actually become the starting point for implementation of Agenda 2030, as it describes the state of affairs in Lviv in 2022 and the key projects being implemented by the city. The Review will enable the city to join the global dialogue on sustainable development in cities, to share its experience and to study the best practices of the other cities. Lviv will keep working for the next eight years to implement the priority projects and tasks specified in this Review, with a view to ensuring achievement of the Goals by 2030.

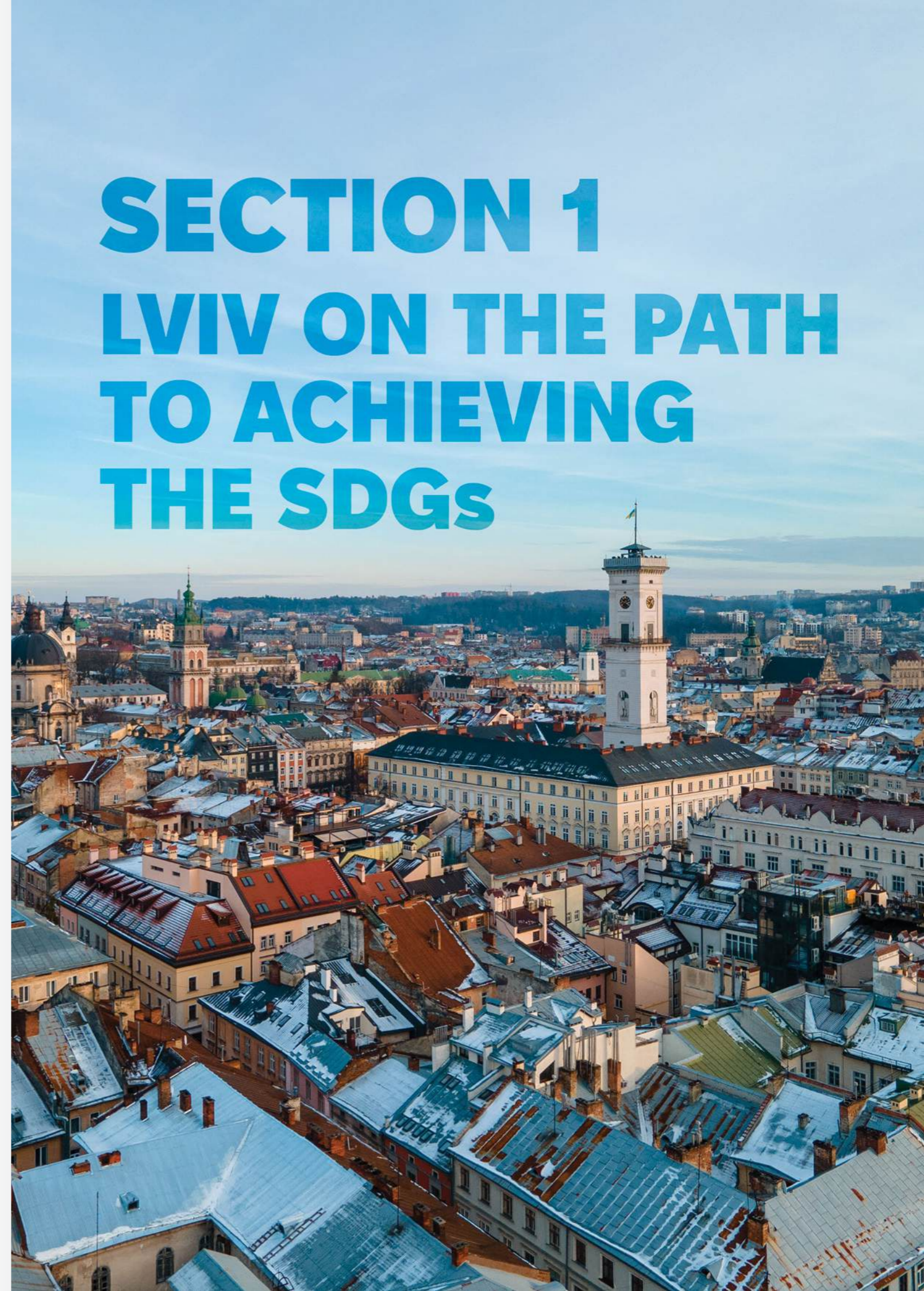
Lviv is the first city in Ukraine to prepare a Review. The decentralization reform that gave the territorial communities access to resources and powers to change their cities was recognized to be one of the best in Ukraine. As they are now able to decide on their development

vectors on their own, the cities share responsibility for achievement of the SDGs with the government. As an ambassador of the SDGs, Lviv wishes to set the pace for similar reviews to be prepared by other Ukrainian cities. Lviv is ready to share experience and best practice, to help Ukrainian communities develop their own local reviews and to jointly implement projects directed towards achieving the SDGs.

The Review is being prepared during the full-scale military invasion by the Russian Federation. At first sight, war is the opposite of development. All the resources of the state and the city of Lviv in particular are directed at fighting the aggressor and ensuring the operation of critical infrastructure. Development projects lack financial and human resources and are limited by uncertainty as to their future implementation. On the other hand, the war has given Ukraine a prominent place on the international arena and increased global cooperation. We have been granted the status of a candidate for European Union membership. After the full-scale invasion, Lviv has established new fraternal relations with European cities, and received financial support and humanitarian assistance from partner countries and sister cities. International organizations have opened offices in Lviv to actively support internally displaced persons in the community. International cooperation is a key to innovative development of our city, and efficient response to the challenges caused by the war. This Review is our way to ensure sustainable cooperation with the world. It will enable reactive responses to the war's challenges to be replaced by proactive work to reduce poverty, ensure economic development, protect the environment, carry out sustainable urban planning and provide quality municipal services to residents.

# SECTION 1

## LVIV ON THE PATH TO ACHIEVING THE SDGs



## LVIV, THE UNBROKEN CITY



Lviv is the largest city in the west of Ukraine and the regional centre of Lviv Region. The city was founded in 1256, and played a determining role in the development of the country. Lviv was the very heart of the Kingdom of Galicia–Volhynia, the cultural and political centre of Ukraine in the Austro-Hungarian Empire and then the capital of the West Ukrainian People's Republic. When Ukraine regained its independence in 1991, Lviv turned into the key economic and cultural centre of the west of Ukraine, as it consolidated the principal financial and human capital.

The Lviv Territorial Community was established in 2020 as a result of the decentralization reform: 16 settlements around the city joined the city of Lviv administratively. The Lviv Community has a common governing body and a single local budget, and interacts as a single eco-system.

Lviv is a post-industrial city with key economic industries of information technology (IT), business services and tourism. At the same time, the city has a diversified economic structure, which creates jobs for a workforce of various specializations and levels. Qualified professionals are trained by 61 higher educational institutions in the territory of the community.

Lviv is continuing to grow. On average, around 500,000 m<sup>2</sup> of housing is built every year.

The people call Lviv the soul of Ukraine as the city hosts the Ukrainian traditions and cultural heritage. The ensemble of the historical centre of Lviv has been on the UNESCO World Heritage List since 1998. Lviv holds annual music festivals, biennales, exhibitions and concerts, and has more than 220 cultural establishments, including museums, libraries, book shops, cinemas and schools of art.

Another chapter in the contemporary history of Lviv began on 24 February 2022. Lviv had the highest quality of life of Ukrainian cities and 61st of European cities (according to the Numbeo international city ranking) that day. In 2021, Lviv acquired the status of the Child Friendly City. After 24 February 2022, Lviv sheltered persons in transit and hosted more than 200,000 internally displaced persons. Ninety-seven relocated businesses are continuing to work because of the city's support. The city has equipped 5,864 shelters where people can hide during missile attacks and air raid alerts. Lviv has turned into a logistics hub for hundreds of thousands of tonnes of humanitarian

assistance. More than 50 per cent of the city residents have volunteered, and 80% have become active providers of charity. Lviv has been the efficient home front for Ukraine since the

beginning of the full-scale invasion. The city is aware of the need to consolidate efforts directed at recovery and efforts to ensure the sustainable development of the city.

### LVIV IN NUMBERS:

As of 2022



**783 065**

residents of the community



**11 394**

small enterprises



**315.6 km<sup>2</sup>**

of the community



**102 738**

students in higher educational institutions

## STRATEGIES OF LVIV

Lviv is implementing the development strategies and programmes that covers all the areas of municipal life, as well as a number of sectoral strategies implemented in accordance with the action plans for specific industries.

The fundamental strategic document of the city is 'the Lviv Development Strategy until 2025'. This document establishes 10 priority city development vectors that are coordinated by Lviv City Council. «The Integrated Urban Development Concept: Lviv- 2023», which includes 14 sectoral strategies, was developed after the start of the war with Russia in 2014 as well as the decentralization reform in the Lviv Community, with support from international partners (GIZ). Update of the current Development Strategy is planned for 2023-2024. After that, a new Integrated Urban Development Concept will replace the current city's Development Strategy until 2025. The

Integrated Urban Development Concept will become the principal strategic planning document for the community. According to the vision prescribed by the Concept, Lviv will become a «city of short distances». The vision will determine the goals and projects for economic development of the city, quality educational, social and health-care services, environmental protection and energy efficiency, sustainable urban planning and provision of decent accommodation to city residents, as well as leisure development, preservation of the cultural heritage and enhancement of the city's regional role.

In addition to these documents, the city has developed and is implementing seven sectoral strategies:

- **Breakthrough Strategy** – a strategic document that considers the city's sustainable

development through creativity and the promotion thereof in all the areas of city life.

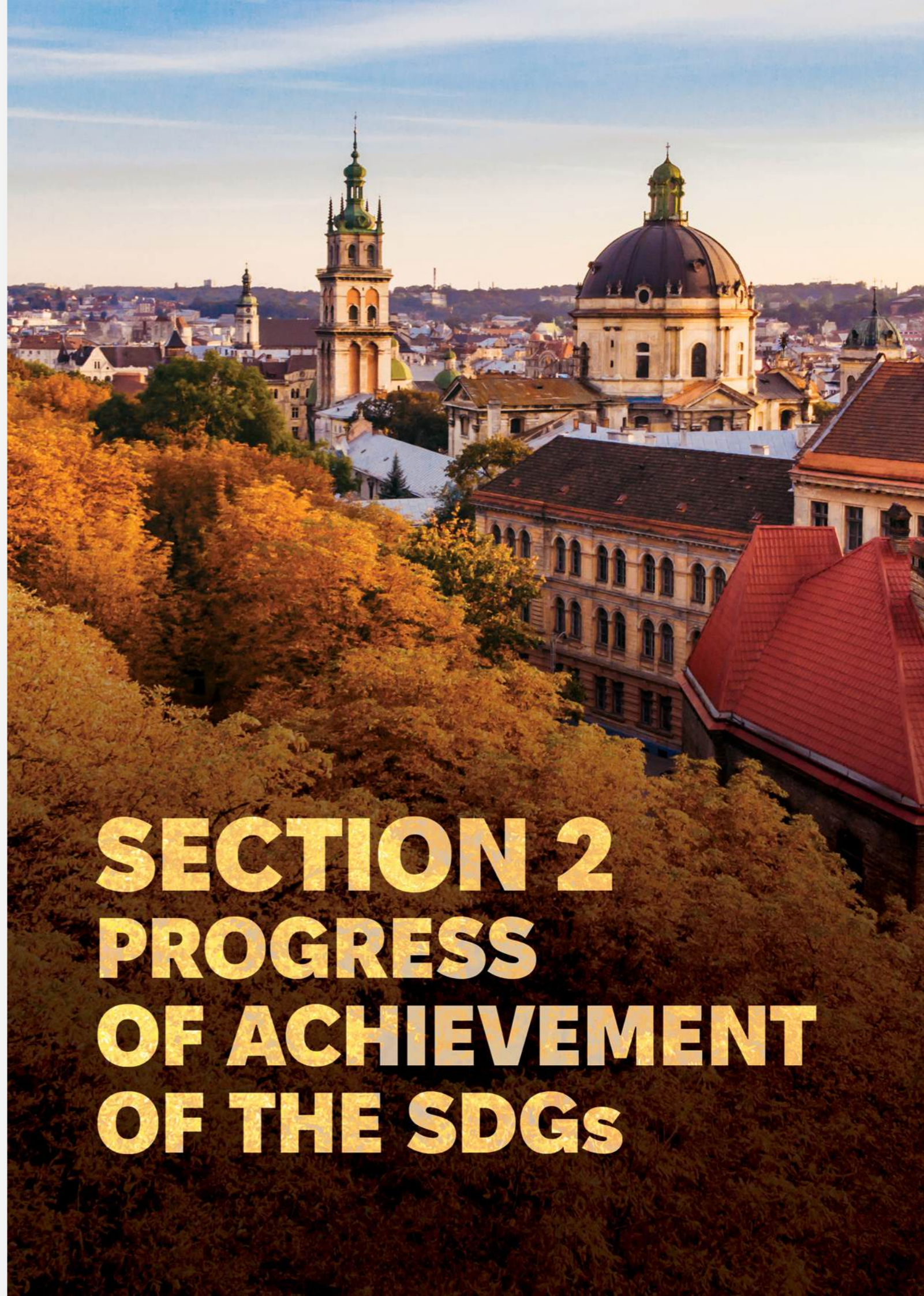
- **Sustainable City Mobility Plan** – a strategic document that defines the transport policy of the city for the next ten years and addresses how to optimize the city so that its residents can get around efficiently in terms of time, comfort, cost, health and environmental protection.
- **Green City Action Plan** – a strategic document developed in accordance with the methodology of the European Bank for Reconstruction for Development, which defines the principal vector of the municipal environmental policy.
- **Sustainable Energy Development and Climate Action Plan** – the key document in the field of energy efficiency in the community, developed with the support of the Association of Energy Efficient Cities of Ukraine, which lists the actions to adapt to and mitigate the effects of climate change based on analysis.

- **Cultural Development Strategy 2025** – a long-term creative action plan for comprehensive cultural development in Lviv.
- **Medicine Development Strategy** – a document that contains an action plan for transformation of the municipal health-care system and changes in the approach to health-care management in the community in the context of national health-care reform.
- **Action Plan for the Child Friendly City Initiative (CFCI)** – a list of the actions and projects prepared by Lviv as a participant of the UNICEF CFCI initiative, which are intended to ensure decent life and development opportunities for the children and youth in the city.

The Lviv Development Strategy until 2025 and the Integrated Urban Development Concept until 2030 have been developed in accordance with the SDGs, so they are fully aligned with all 17 Goals. All the sectoral strategies of Lviv are consistent with the SDG tasks, and the actions in the corresponding areas are aimed at contributing to achievement of the following Goals:



# SECTION 2 PROGRESS OF ACHIEVEMENT OF THE SDGs





## GOAL 1: NO POVERTY

SDG 1 is aimed at eliminating poverty, including by ensuring access to efficient social security services and economic resources. Significant attention is paid to strategic resource management for poverty prevention. Reducing the poverty rate in Lviv will enable decent life for all social groups and improve social cohesion.

1 NO  
POVERTY





## STATE OF AFFAIRS

The poverty rate in Lviv Community conforms to overall trends in Ukraine. The city's poverty rate has considerably decreased over the last five years: the number of households receiving subsidies has almost halved, and the number of population prioritised for social assistance reduced by 15 per cent.

Lviv City Council ensures provision of social services to vulnerable social groups with the cooperation of a wide range of social security institutions and civil society organizations. The Employment Centre assists with occupational retraining and employment of the unemployed, the municipal social service centre helps families in difficult life circumstances, and the Combatant Service Centre ensures reintegration of veterans and their families. The community has the Lviv Municipal Social Service Centre, the Centre for Registration and Night Accommodation for the Homeless, and the Lviv Municipal Social Service Centre. The local authorities also guarantee free public transport for the privileged categories prescribed by the legislation of Ukraine. The national authorities are respon-

sible for financially supporting the poor, specifically payment of pensions and subsidies. However, only 41 per cent of persons in difficult life circumstances are granted assistance due to shortage of funding.

Lviv supports the poor with broad cooperation with businesses, local authorities and NGOs. Families with many children and families in need are helped by the Red Cross Society, Caritas, Oselya Community of Mutual Aid, Dovira and many others.

A considerable number of Lviv residents lost their jobs due to the full-scale invasion by Russia. Household incomes have mostly fallen or remained unchanged against growing prices due to high inflation. Moreover, Lviv has sheltered more than 200,000 internally displaced persons, who have lost their property, accommodation and jobs due to the hostilities. Therefore, the risk of poverty in Lviv has significantly grown for the last year, but the active phase of the war hinders statistical analysis of this growth.

Indicator	Numbers as of 2021
Number of homeless persons	3,543
Number of households with one parent registered with SSD divisions	1,688
Proportion of persons who are in difficult life circumstances that are covered by social services, %	41%
Number of persons who belong to privileged categories and have the right to free public transport	126,824
Number of households granted subsidies	34,220
Proportion of local budget used for social security and assistance	6.75%



## BEST PRACTICES OF LVIV



Photo: Roman Baluk

### ACCOMMODATION FOR INTERNALLY DISPLACED PERSONS

In order to integrate internally displaced persons into community life and provide them with accommodation, four modular settlements have been set up in the city, and 616 municipal buildings have been modified. For instance, the incomplete premises of the public centre in Velyky Hrybovychi village was turned into temporary accommodation for 15 internally displaced families at the expense of donors.



Photo: Roman Baluk

### INVINCIBILITY POINTS

The Russian attacks on Ukrainian critical infrastructure have caused an increase in electric power prices as well as blackouts, which has resulted in a higher level of energy poverty of the population. Lviv City Council is actively implementing the national initiative of invincibility points by establishing heating points in the city's territory, where residents can charge their devices, get warm and access communication, water and medicines. Lviv has two mobile invincibility points, as well as a number of permanent points at municipal premises.



### SUPPORT FOR FAMILIES WITH MANY CHILDREN

There is a programme for assisting families with four or more children (an annual payment of UAH 5,000), six and more children

(UAH 10,000) as well as a monthly payment (of UAH 3,000) to families where three or more children are born at the same time, until they turn two years old. These payments amounted to more than UAH 4 million in 2021.

### PLANS OF LVIV



Creating new jobs and occupational retraining, based on market demand.



Developing the social security network and expanding social supply for vulnerable social groups.



Constructing municipal social accommodation for internally displaced persons.



Providing housing to orphans and children deprived of parental care.



Introducing an integrated approach to social and economic integration of the population and social security by introducing a support and referral specialist service.





## GOAL 2: ZERO HUNGER, DEVELOPMENT OF AGRICULTURE

SDG 2 is aimed at balanced nutrition, sustainable operation of food markets and enhanced competitive ability and innovation of agriculture. When the Lviv Territorial Community was established, the municipality expanded its area of agricultural land, which will ensure sustainable farming and an efficient food system without food losses.

2 ZERO HUNGER



**STATE OF AFFAIRS**

Analysis of household income in Lviv shows that on average residents spend 37 percent of their budget on food. The quality of life report on Lviv for 2019 shows that only 9 percent of the population have to cut their spending on food: the income of all the other residents allows balanced meals.

These data are also confirmed by the Numbeo purchasing power index. However, the hostilities have reduced household incomes, and increased prices for food products in 2022 are forcing the city residents to cut their food spending and considerably reduce the variety in their daily meals.

Indicator	Numbers as of 2021
Share of residents' expenditures spent on food, %	37% (data for 2019)
Purchasing power index, ranking by Numbeo	29.25

**BEST PRACTICES OF LVIV**

**FOOD FOR THOSE IN NEED**

The Social Security Department, together with the Cathedral of the Resurrection of Christ of the Ukrainian Greek Catholic Church, provided meals to those in need from 2015 to 2021. More than 52,000 portions of hot lunches were jointly provided to vulnerable social groups in Lviv during that period. An analogous project is being implemented in Sykhiv District by the «Tam De Zhyve Nadiia» charitable foundation.



**FOOD BANK**

The NGO «Tarilka» is equivalent to Die Taffel project, which operates as a food bank in Lviv and provides food packages to up to 40 persons on a daily basis. Owing to the wide network of partners, the plate mobile collects produce from food stores and enterprises every day, and then the team puts together food packages for vulnerable social groups. In the first half of 2022, the NGO assisted 3,185 persons, providing 2,586 food packages and saving 16,915 kg of food that was about to expire.

**PLANS OF LVIV**

- Expanding the bank's potential in order to provide food packages to more people.
- Producing artificial manure out of city waste, which will be a basis for natural fertilisers for agricultural enterprises.
- Preventive work to eliminate or reduce unhealthy dietary practices.
- Encouraging development of food industry enterprises by establishing clusters and raising investment in industry.
- Developing city policy for city gardening.



## GOAL 3: GOOD HEALTH AND WELL-BEING

SDG 3 covers improving public health by enhancing health-care services, reducing the level of drug and tobacco abuse, carrying out comprehensive preventive activities, increasing the level of psychological well-being, and efficient management of the health-care system. Achieving this goal will considerably improve the quality of life of Lviv residents by guaranteeing their physical and mental well-being.

**3** GOOD HEALTH  
AND WELL-BEING



### STATE OF AFFAIRS

The level of public health in Lviv Community is much higher than the average in the country. In particular, the city has better indicators for infant mortality, HIV and tuberculosis incidence, as well as cerebrovascular mortality, than the averages in Ukraine.

The health-care reform carried out in Ukraine at national level has created prospects for development of the health-care system at local level and created a competitive approach to the financing of doctors and health-care facilities. The strength of the municipal health-care system is the high qualifications and motivation of the family doctors, who are trusted by the city population. In total, 93.45 percent of the popula-

tion have signed declarations with primary-tier doctors. The municipal health-care institutions offer a full range of medical services, and Lviv has access to all the vaccines.

However, the COVID-19 pandemic and the full-scale war have become a major challenge for the health-care system and demonstrated its weaknesses. The health-care facilities have obsolete physical infrastructure, the qualifications of certain doctors and graduates of medical schools fail to meet standards, and international clinical guidelines are generally not used in therapy. The community conducts insufficient preventive work to eliminate or mitigate bad habits and to promote healthy lifestyles.

Indicator	Numbers as of 2021
Maternal mortality, per 100,000 live-born children	16.7
Mortality of children under the age of five years, per 1,000 live-born children	6.01
Number of patients diagnosed with HIV for the first time, for a year, per 100,000 population	16.9
Number of patients diagnosed with active tuberculosis for the first time, for a year, per 100,000 population	31.4
Number of men's/women's deaths with cerebrovascular diseases at age of 30 to 59, per 100,000 men/women in this age group	61.52 / 19.08
Number of breast cancer deaths at the age of 30 to 59, per 100,000 women in this age group	21.4
Mental comfort assessment, 1 to 5	3.5 (data for 2019)
Rate of illegal drug consumption per 1,000 persons	1.4
Number of persons killed in road accidents	33


Indicator	Numbers as of 2021
Number of persons injured in road accidents	741
Under 20 birth rate, per 1,000 girls and women aged 15 to 19	9.2
Coverage of the population by municipal family medicine facilities, %	93.45
Number of family doctors per 1,000 people	0.59

### BEST PRACTICES OF LVIV

#### MEDICINE DEVELOPMENT STRATEGY

The city approved its strategy for developing territorial medical associations in Lviv in 2021. Its principal task is to improve public health by forming three capable territorial medical associations (TMAs), which will provide quality medical aid. The TMAs offer a wider range of medical

services and can distribute funds more efficiently, in particular by accumulating development resources. An electronic medical records system has been introduced to improve patient administration and digitalize storage of examination data, medical opinions and patient cards.





### MENTAL HEALTH CENTRES

In pursuance of the Mental Health Development Concept approved by the Cabinet of Ministers of Ukraine in 2017, Lviv has established Mental Health Centres at TMA 1, TMA 2 and outpatient clinics to destigmatize and ensure public access to quality free mental health services. The centres have comfortable front offices, and psychologists and mental health therapists provide a wide range of services through individual and group consultations.




Photo: Roman Baluk



### TRANSPLANT CENTRE

A Transplant Centre has been established at TMA 1. It has performed more than 70 transplants since its creation in 2020. The first lung transplant and heart transplant for a child in Ukraine were performed at the centre. The centre has seven resuscitation and ten inpatient beds, as well as two isolated operating rooms with the latest equipment.

### PLANS OF LVIV



Further material, technical and human resource development of the territorial medical associations with the following specializations:

- TMA 1 specializing in emergency care;
- TMA 2 specializing in scheduled and palliative care;
- TMA 3 specializing in obstetrics and gynaecology.



Development of innovation and research in the health-care industry, and enhancement of the scientific element in health-care facilities.



Improving mental well-being of the Lviv residents by expanding the network of mental health centres.



Digitalization of medicine and rolling out the medical information system for electronic medical records.



Establishing the “Unbroken” rehabilitation centre to provide the full cycle of rehabilitation services to the population affected by the war.



НИЗЬКОЧАСТОТНІ КОЛІВАННЯ    РАДІОХВИЛІ    МІКРОХВИЛІ    ІНФРАЧЕРВОНЕ ВИПРОМІНЮВАННЯ    УЛЬТРАФІОЛЕТОВЕ ВИПРОМІНЮВАННЯ    РЕНТГЕНІВСЬКЕ ВИПРОМІНЮВАННЯ

## GOAL 4: QUALITY EDUCATION

SDG 4 is aimed at the quality pre-school, secondary, vocational and higher education as well as opportunities for life-long informal education and occupational re-training. Lviv is seeking to achieve this Goal through quality material and technical support for educational institutions at all levels, integral development of children, and competitive educational services provided by motivated professionals.



Photo: Roman Baluk



## STATE OF AFFAIRS

Innovation and quality of education have always been among the key priorities of Lviv City Council. All pupils in Lviv have access to school education. Access to pre-school education is regulated by a transparent electronic queue, so almost 100 percent of the children attend municipal or private kindergartens. Every year, the local budget finances the overhaul or construction of new secondary or pre-school educational institutions and the upgrade of the material and technical infrastructure. In 2019, the Lviv residents assessed the quality of educational services at 3.74 points out of 5 and emphasized the level of the teachers' competence. The principal problems in the context of school and pre-school education is the lack of professionals, due to the relatively low level of labour remuneration, shortage of advanced equipment in educational institutions as well as lower quality of teaching because of the COVID-19 pandemic and the war.

Lviv Community has 62 higher educational institutions (HEIs), where more than 100,000 students studied in 2021. The number of students has decreased by 1.7 percent compared to academic year 2020-2021. The HEIs at accreditation levels I-II<sup>4</sup> have most students in the service industry (25.5 percent), transport (14.6 percent) and information technology (9.1 percent). The HEIs at accreditation levels III-IV<sup>5</sup> have most students in management and administration (17 percent); information technol-

ogy (12.3 percent) and international relations and law (12.2 percent) share the second place, while health care is third (9.4 percent). There are also 2,500 students from 70 foreign countries in Lviv. According to the HEIs, the principal growth points are better adaptation of educational programmes to the requirements of the labour market, integration of innovation into the educational process, expansion of the practice base, as well as seeking to develop effective student communities.

Another important focus of Lviv City Council is life-long informal education. Reskilling and occupational retraining services are provided by Lviv Regional Employment Centre as well as a number of NGOs and volunteer initiatives, including the network of Education Centres and the network of youth spaces called TVORY.

Out-of-school education is provided in the city by 19 out-of-school educational institutions: the most common subjects are arts and aesthetics (60 percent) and tourism (20 percent). The level of coverage of children by these municipal institutions is around 25.8 percent. There are also nine children and youth sports schools in the city. In addition to the municipal institutions, Lviv has a wide range of private arts and sports clubs as well as active scout organizations, including PALST, youth and student organizations.

<sup>4</sup>Educational institutions, in which students can achieve academic degrees up to bachelor's level.

<sup>5</sup>Educational institutions, in which students can achieve academic degrees over bachelor's level.

## Indicator

## Numbers as of 2021

Proportions of pupils total permanent population aged 6 to 17 in school, %	<b>100%</b>
Proportion of pre-school-aged children under 5 in pre-school education, %	<b>99.40%</b>
Number of students of higher educational institutions in the Lviv CTC	<b>102,738</b>
Average EIT (university admission exam) score	<b>134.6</b>
Assessment of quality of the school educational services, 1 to 5	<b>3.74</b> (data for 2019)
Assessment of competence of schoolteachers, 1 to 5	<b>3.95</b> (data for 2019)

## BEST PRACTICES OF LVIV

### SUPPORT FOR SUCCESSFUL TEACHERS AND STUDENTS

Lviv actively supports progressive education personnel and talented youth. The Successful Teacher Project provides an annual financial bonus to the 100 best education personnel who

work in schools, kindergartens and out-of-school institutions. The talented youth support programme provides one-time payments to talented children for high-level achievements in intellectual contests, the best results in independent testing as well as access to sports competitions and tournaments.

Photo: Roman Baluk





**SCIENCE COMES TO YOU PROJECT**

The Science Comes to You Project was implemented in Lviv in 2018 in order to promote science, technology, engineering and mathematics (STEM) education. The Education Department of Lviv City Council received three mobile laboratories – which are still used by the city – with the project. Each laboratory has a set of exhibits that explains to the children the nature of various scientific phenomena in an interactive manner. When the laboratory comes to a residential district of Lviv, the local schools organize an educational festival, which 1,000 residents take part in every time on average.

**EDUCATION CENTRES**

The community has a network of Education Centres that organizes free educational courses for adults in libraries and public spaces. The training is in three areas: professional development, psychology and personal development. More than 1,000 community residents aged 18 to 85 have completed more than 70 courses during the period the network has been operating. Seventy-one per cent of the students claim that participation in the programmes offered by the Education Centre has enabled them to use their skills for employment or live better in the community.



**PLANS OF LVIV**



Accessible and inclusive education for children by expanding the network of educational institutions and digitalizing educational services.



Competitive higher education and science through better conformity of higher education with labour market needs.



Developing a lifelong culture of education through the network of non-formal education centres.



Developing a new model of secondary school to ensure holistic development of children.



Developing hard and soft competencies for decent employment through cooperation between businesses and educational institutions.



## GOAL 5: GENDER EQUALITY

SDG 5 is aimed at gender equality in society, which includes elimination of discrimination and domestic violence, as well as equal protection of rights and access to economic and technological resources. Lviv intends to achieve actual gender equality by creating conditions under which women play an active part in social and political life, are active in business and are protected from any form of violence.

5 GENDER  
EQUALITY



**STATE OF AFFAIRS**

The national-level reforms – including gender-focused budgeting, reduced limitations regarding employment of women and introduction of election quotas – are encouraging gender equality in Lviv Community. At the same time, Lviv does not treat women’s liberation as a separate priority of strategic development of the city, although all the projects conform to principles of gender equality.

In Lviv, women are broadly represented in social and political life as women have made up about a third of all deputies in Lviv City Council for the last two convocations. However, women’s engagement in other aspects of life (such as business,

employment and sports) cannot be assessed due to a lack of statistical information.

The under 20 birth rate in Lviv is half the average for in Ukraine, indicating that there is access to quality sexual and reproduction health services as well as family education. The National Police of Lviv have registered 7,018 reports of domestic violence. More than 50 per cent of the women in the city have noted that they do not feel completely safe in the city. Women are expected to be guaranteed better access to protection from any form of violence when the Istanbul Convention is implemented.

Indicator	Numbers as of 2021
Number of reports of domestic violence	<b>7,018</b>
Proportion of female deputies in Lviv City Council, %	<b>28%</b>
Under 20 birth rate, per 1,000 girls and women aged 15 to 19	<b>9.2</b>
Availability of gender equality plan, yes/no	<b>no</b>

**BEST PRACTICES OF LVIV**

**GENDER EQUALITY COMMISSIONER**

In 2022, the Mayor of Lviv followed the recommendations of the Cabinet of Ministers of Ukraine and designated a Commissioner for Equal Rights and Opportunities of Women and Men, Prevention of and Counteraction to Gen-

der-Based Violence. The principal task of the Commissioner is to detect violations, carry out monitoring, and analyse the legislative and regulatory framework for its impact upon the work. Moreover, the Commissioner can be approached anonymously and informed of domestic violence or gender-based discrimination.



**WOMEN'S SHELTER FOR VICTIMS OF VIOLENCE**

The city has established the social Women's Shelter for Victims of Violence. The consultants at the shelter offer safe accommodation, assessment of victims' needs, provision of basic means for livelihoods, psychological support, and legal aid. Moreover, the shelter has become a centre for information campaigns on gender equality and awareness raising activities and training on support for women affected by domestic violence.



### BUSINESS COURSES FOR WOMEN

The priority of the city policy is to encourage female entrepreneurship. In 2021, the organization «PACT Ukraine», in cooperation with the charitable organization «Walnut House Foundation» and with support from the Government of Canada, implemented the project Wings – Women Included: Nurturing Growth and Security at the Lviv Municipal Enterprise «Entrepreneurship Support Centre». The purpose of the project was to improve the economic welfare of women with disabilities, women affected by domestic violence, female veterans and veterans’ spouses as well as internally displaced persons.



### PLANS OF LVIV



Developing a gender equality plan in Lviv Community.



Sustainable support for and development of female entrepreneurship.



Information and awareness-raising campaigns to prevent domestic violence.

# GOAL 6: CLEAN WATER AND SANITATION

The purpose of SDG 6 is to ensure everyone's access to drinking water and adequate sanitary conditions. In pursuance of this goal, the Lviv Community sets the key priorities of centralized water supply and wastewater drainage in all city districts and settlements that have joined the territorial community, as well as creation of efficient water resource management and protection of the water ecosystem.

6 CLEAN WATER  
AND SANITATION



## STATE OF AFFAIRS

The municipal enterprise «Lvivvodokanal» is responsible for supplying drinking water and wastewater drainage in the Lviv CTC. Every day, the enterprise supplies 240 million litres of running water to Lviv residents as well as tens of thousands of enterprises and organizations in the community. The water supply system in Lviv has 2,270 kilometres of water pipes, including 17 drinking water intake structures, 197 wells and 27 water supply pump stations. Water is supplied only in the city from underground sources located in the territory of Lviv Region, 20 to 110 km away from Lviv. The rate of water supply network accidents per year is 2.28 incidents per kilometre of pipes.

The wastewater drainage system in the Lviv Community includes 765 kilometres of sewage collectors, 15 sewage pumping stations and wastewater treatment structures. On average, there are 2.81 incidents per kilometre of the wastewater drainage system per year.

The water consumption level per capita is 34.5 m<sup>3</sup> a year. Some residents of the villages connected to the community have no access to the centralized water supply system and use individual water supply systems, mostly their own wells.

The community has 56 ha of water bodies, which are safe and accessible for leisure and rest of the community residents. There are more than 98 water bodies, including three rivers (Marunka, Zubra and Stara), 13 streams and 82 lakes and ponds. Water quality conducted in 2015 tests at 35 water bodies by the chemical laboratory of the Lviv Municipal Enterprise «Administrative and Technical Directorate» revealed a considerable level of contamination of superficial water bodies with ferrum, phosphates, ammonia, superficially active substances and suspended substances.

Indicator	Numbers as of 2021
Number of incidents at water supply networks, per km	2.28
Number of incidents at wastewater drainage networks, per km	2.81
Water consumption per capita, m <sup>3</sup>	34.5
Area of water bodies accessible to residents, hectares	56.65

## BEST PRACTICES OF LVIV

### WASTEWATER DRAINAGE IN LOW-RISE CONSTRUCTION AREA

Limited access to wastewater drainage is a major problem for all the territorial communities of Ukraine. In order to grant more residents of








the Lviv Community access to the centralized wastewater drainage system, the Lviv Municipal Enterprise «Lvivvodokanal» has laid wastewater drainage pipes in the low-rise construction areas in Akademika Holubtsia Street, Trakt Hlynianskyi Street, Staroznesenska Street and the area in the vicinity of Riasnianska and Briukhovetska Streets for the last five years.

### WATER BODY CERTIFICATION

The Environmental Department of the Lviv City Council has developed 52 water body certificates in order to protect and preserve the open water resources of the city. Moreover, the status of the city recreation areas has been retained by the Stosyk Lake and the «Bilohorshcha Mire» nature reserve.

## PLANS OF LVIV

- 
 Introducing the Lviv Municipal Enterprise «Lvivvodokanal» water supply and wastewater drainage metering and monitoring system.
- 
 Reconstructing the main pipe systems, pumped sewers and water collection sites of the water supply and wastewater drainage system in the emergency condition.
- 
 Improving the quality of drinking water in the city by more advanced purification and transportation technologies.
- 
 Recovery and development of city water bodies.
- 
 Developing the community co-financing programme to create individual wastewater treatment facilities in households, and extending the centralized waste water supply and wastewater drainage system in the villages added to the community.



## **GOAL 7: AFFORDABLE AND CLEAN ENERGY**

SDG 7 is aimed at production and consumption of electric power as a key economic resource. The priority of Lviv Community is to turn into a climate-neutral city; this can be ensured by extensive use of renewable sources of energy, advanced technologies in electric power production and responsible consumption.

**7** AFFORDABLE AND  
CLEAN ENERGY





### STATE OF AFFAIRS

Pursuant to energy sector reform, electric power in the Lviv CTC is distributed by Lvivoblenerho PrJSC, and the supplier is Lvivenerhozbut LLC. The electric power supply network is made of 9,561 substations as well as 37,738.9 km of overhead transmission lines and 4,291.1 km of cable lines. In general, the community is tending to reduce electric power consumption. The main electric power consumer is the population, 51 percent, while 43 percent of electric power is

consumed by the tertiary sector together with municipal enterprises. Outdoor illumination in the city and continuous operation of lifts are ensured by the Lviv Municipal Enterprise «Lvivsvitlo». The total volume of electric power consumed by the municipal institutions of the city is 16,829,6000 kWh. There has also been considerable development of alternative sources of electric power, including solar and wind power, in Lviv Region over the last few years.

Indicator	Numbers as of 2021
Volume of electric power consumed by municipal institutions, thousand kWh	16,829.6

### BEST PRACTICES OF LVIV

#### RECONSTRUCTION OF OUTDOOR ILLUMINATION NETWORK

The Lviv Municipal Enterprise «Lvivsvitlo» has ordered reconstruction of the outdoor illumination network in Velychkovskoho Street in the city. The project is providing for the installation of 149 supports, 162 LED lamps, and 2 electricity boxes in Riasne Neighbourhood. The new equipment is enabling reduced energy consumption.

#### ENERGY-POSITIVE SCHOOL

Solar panels have been installed on the roof of the School 68 in Lviv within the participatory budget, in order to generate solar energy. The city is going to turn the school building into an energy-neutral one.



### PLANS OF LVIV



Completing development of the space energy plan of Lviv in the SPARCS Project.



Constructing bio-gas stations at city wastewater treatment facilities, and integrating thermal pumps in the city's centralized thermal supply system.



Integrating renewable sources of energy in the municipal energy supply system.



Thermal upgrade of city buildings, including those of historical heritage.



Creating flexible energy supply and energy consumption management system in the city using smart city technologies, developing energy-positive districts.





ЦЕНТР ПІДТРИМКИ  
ПІДПРИЄМНИЦТВА  
Львівська міська ра...

МАЙСТЕРНЯ  
ПІДПРИЄМНИЦТВА  
курси підвищення кваліфікації  
навчання основ підприємництва  
для вчителів Львова

## GOAL 8: DECENT WORK AND ECONOMIC GROWTH

SDG 8 addresses global economic growth and decent work. Economic growth is the leading target of all the Lviv Community strategies as the economic activity provides income for the local budget, which enables implementation of all the other strategic priorities. Lviv is achieving this goal by diversifying economic activity, increasing employment rates (by training and occupational retraining), and adopting the policies that support entrepreneurial activity and sustainable tourism.

8 DECENT WORK AND  
ECONOMIC GROWTH



## STATE OF AFFAIRS

11,394 small business entities are registered in Lviv Community. The level of development of small and medium-sized businesses in Lviv is among the highest in Ukraine because there are 159 small enterprises per 10,000 population (the second highest of any city of regional significance). Lviv takes a confident third position in the Ukrainian competitive ability and business ranking. During the life quality survey, Lviv residents assessed business conditions as 3.25 points out of 5.

The leading pre-war industries in the city were tourism, IT and business services. There are more than 500 companies with 31,000 workers in the city. The industry is growing by around 20 per cent a year. Tourism used to be the leading industry in the Lviv economy, but COVID-19 and

the full-scale invasion by the Russian Federation seriously affected this. In 2021, Lviv was visited by one-and-a-half million tourists, each of whom spent an average of five days in Lviv, and spent almost a hundred euros a day.

The average salary in Lviv in 2019 was UAH 10,000, almost 10 percent higher than the national average. However, Lviv has a high level of unofficial employment, which lead to a lack of local budget proceeds, and also makes it impossible to determine the actual employment rate in the community. Responding to a recent youth survey, 78 percent of respondents aged 18 to 35 stated that they were officially employed, which indirectly indicates the high quality of education provided in the community.

Indicator	Numbers as of 2021
Number of small businesses	<b>11,394</b> (data for 2020)
Regional GDP of Lviv CTC per capita, US\$	<b>23,830</b>
Business conditions assessment, 1 to 5	<b>3.25</b> (data for 2019)
Level of official employment of the youth aged 18 to 35, %	<b>78%</b> (data for 2019)
Average salary, UAH	<b>9,958</b> (data for 2019)
Total annual number of tourists in the community	<b>1,500,000</b>
Average daily expenditure of tourists in Lviv, EUR	<b>94</b>
Tourist service satisfaction level, 1 to 5	<b>4.4</b>

## BEST PRACTICES OF LVIV

### VOUCHER SUPPORT FOR ENTERPRISES

Lviv has had a Regulation on Voucher Support for Small and Medium-Sized Enterprises since 2018; clusters and business organizations were also granted access to the support in 2020. Vouchers were issued for fair and exhi-

bition activities, energy efficiency and development; and after the full-scale invasion, additional opportunities were introduced to obtain non-repayable financial assistance for relocation and energy support. Forty-nine vouchers worth a total of UAH 5,446,165 were issued in 2020 and 2021.



### ENTREPRENEURSHIP SUPPORT CENTRE

The Entrepreneurship Support Centre was established in the community in order to promote entrepreneurial activity in the city and increase the competitiveness of Lviv's small and medium-sized enterprises. For these purposes, the Centre organizes training, consulting and support for businesses. In particular, the Centre team has prepared the business training events on «Learning to Do Business», «School Entrepreneurship», «Student Entrepreneurship» and «Women in Business» as well as a series of training events for exporters.



**LOCAL MANUFACTURERS FAIR**

Lviv holds an annual «Lviv Manufacturers» exhibition fair. The Economic Development Department of Lviv City Council engages manufacturers from Lviv, vocational educational institutions, social enterprises, handicraft makers and other stakeholders into the fair. A number of events – including seminars, competitions, round tables, meetings, training events and workshops – are organized during the exhibition fair.



Photo: Roman Baluk



Photo: Roman Baluk

**BUSINESS OMBUDSPERSON'S OFFICE**

Lviv was the first city to introduce the Business Ombudsperson's Office at the level of local self-government, which is unique for Ukraine. In 2021, there were successful cases about protection of the legal rights of entre-

preneurs, resolution of conflicts with service providers, creation of transparent and fair business conditions, and elimination of obstacles to investment into important projects in Lviv.

Other cities are interested in Lviv's experience. In particular, two workshops and individual meetings have been conducted for the executive authorities in Ukraine, supported by the USAID Competitive Economy Program in Ukraine.

**PLANS OF LVIV**

Assisting with cluster development in the community as a tool to ensure business sustainability.



Creating conditions to concentrate creative people in Lviv by expanding the network of creative industry centres in the community.



Developing the conference industry and hospitality industry.



Creating comfortable streets for commerce and upgrading city markets.



Enhancing the competitive ability of small and medium-sized enterprises in the community through quality consultations and training at the Entrepreneurship Support Centre.



## GOAL 9: INDUSTRY, INNOVATION AND INFRASTRUCTURE

SDG 9 is aimed at developing a sustainable manufacturing industry, driving innovation and creating quality infrastructure for economic activity. When it comes to Lviv, industrial development is inextricably connected with the sustainable energy sector and environmental protection. Economic growth in Lviv's vision is implemented through more advanced technologies in manufacturing in the first place, so the city priorities are to encourage research and development and to develop the innovation eco-system through access to financial resources, quality education and creation of a favourable environment.

**9** INDUSTRY, INNOVATION  
AND INFRASTRUCTURE

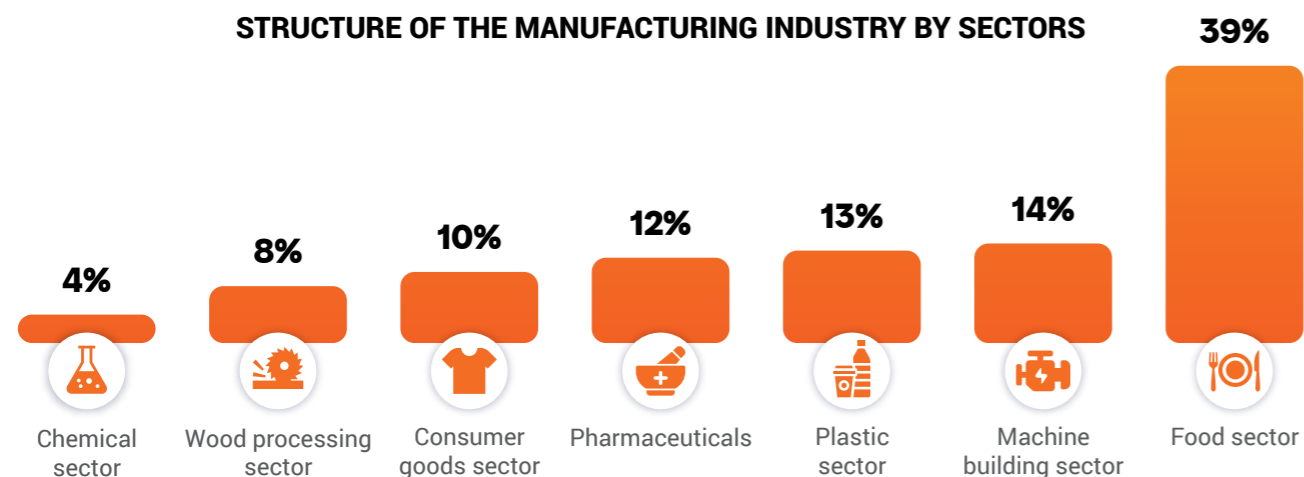


STATE OF AFFAIRS

In Soviet times, Lviv began to be developed as a powerful industrial centre. However, it can be claimed today that Lviv is a post-industrial city. Manufacturing industry in Lviv is varied and

multi-sectoral, making the city more resistant to external crises. The largest manufacturing industries of the city are the food industry and machine building.

STRUCTURE OF THE MANUFACTURING INDUSTRY BY SECTORS



Economic activity in the city is facilitated by its transport, utility and social infrastructure. The transport network integrates 81 public transport routes, the railway hub and the airport, and there is an international motorway, the A4, to the city. Sixty-three percent of all passengers are carried by environmentally friendly means of transport. The city has 395 health-care facilities of various ownership forms, as well as 61 higher educational institutions. The Break-through Strategy defines creativity develop-

ment as the Lviv's principal economic strategy. The city's priority is development of the innovation eco-system, which includes start-ups as well as supportive infrastructure: coworking facilities, accelerators and incubators. Lviv ranks 255th in the Global Startup Ecosystem Report by StartUp Blink, and second of the Ukrainian cities. Fifty-eight new patents were registered for inventions in the territory of the community in 2021, which was 23 per cent less than in 2015.

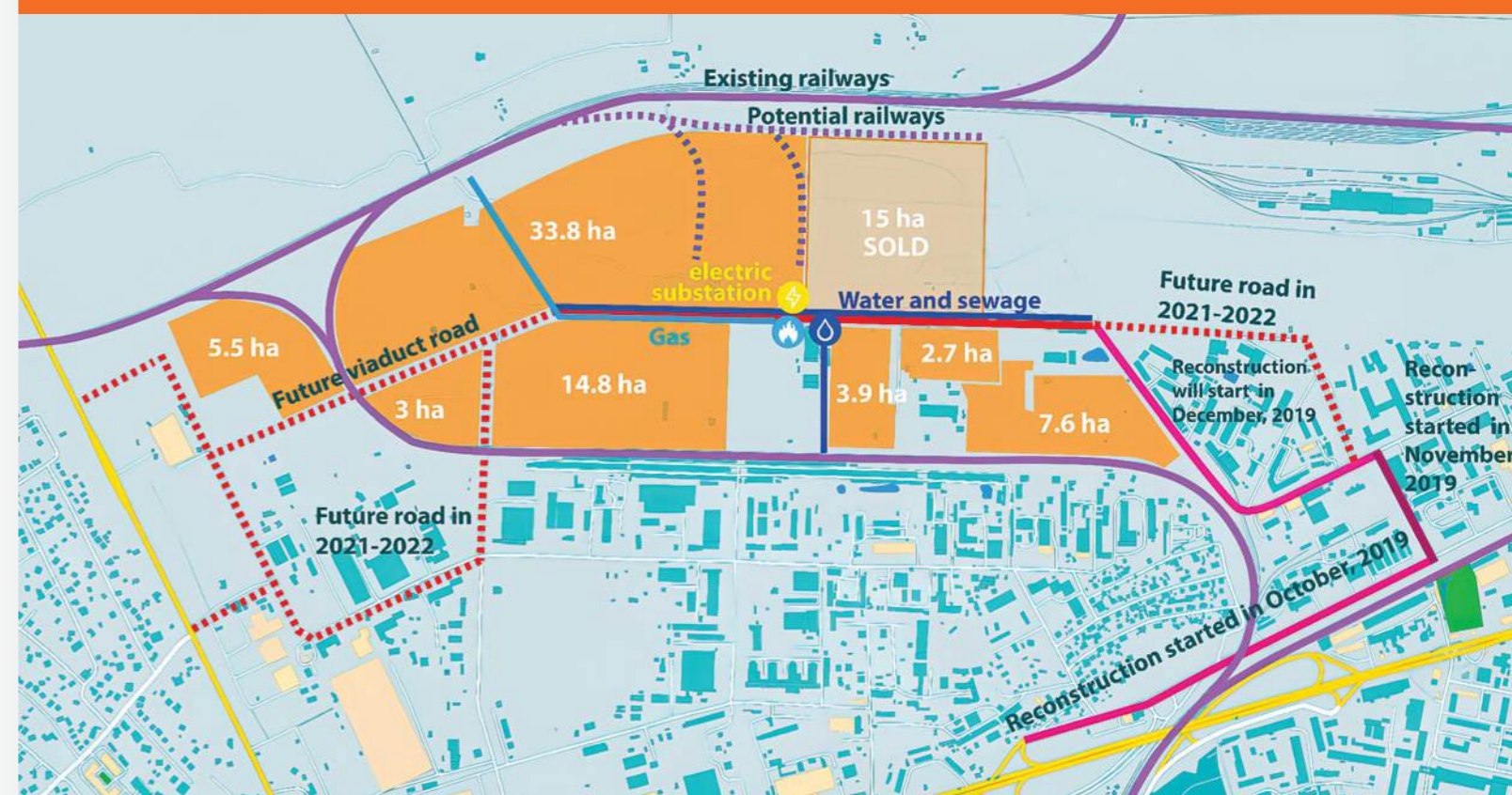
Indicator	Numbers as of 2021
Proportion of passenger carriage by environmentally friendly means of transport, %	63%
CO <sub>2</sub> emissions by GDP unit, tonnes	541,701.928
Rank in the Global Startup Ecosystem Report	255
Number of patents for inventions, units per year	58

BEST PRACTICES OF LVIV

SYHNIVKA INDUSTRIAL ZONE

The city launched the projects to develop Syhnyivka Industrial Zone in 2018. Several actions have been taken in the last four years to develop the utility and transport infrastructure at the facility. As of 2022, six land plots had been sold at auction, and the amount of direct investment was UAH 271 million. One of the

investors registered an industrial park called Sparrow Park Lviv in Syhnyivka. The project will encourage development of modern manufacturing, warehousing and logistic infrastructure for the city of Lviv, increasing the share of high-accuracy and science-driven technologies, create new jobs, and generate more budget proceeds and a better investment climate in the community.





### LEM STATION INNOVATION AND CREATIVE SPACE

The municipal investment project entitled Lem Station provides for creation of innovation and creative space for various social groups – including entrepreneurs, students, the IT community, public figures, journalists and others – for comprehensive development and fulfilment of the creative and intellectual potential of Lviv. Implementation of the project includes transforma-

tion of part of the tram depot into the innovation and creative space, which will include zones for start-ups, IT freelancers, innovation companies, inventors, research and development and related business activities, workshops, practical implementation of projects, a training and development centre, a park and a space for students. The project also provides for an open public space with terraces and venues for public and social events. In 2022, Lem Station hosted charitable festivals, craft fairs and concerts.



### TECH STARTUP SCHOOL

The Tech StartUp School in Lviv is an environment for original ideas and successful start-ups at Lviv Polytechnic National University. The Tech StartUp School offers its residents more than 200 work places, three conference halls as well as a number of production premises and technological laboratories. In addition to the premises, Tech StartUp School has created its own accelerators and offers start-up support and development services and regularly organizes forums, hackathons and meetups for the community.

### PLANS OF LVIV



Creating a list of industrial territories of strategic importance for the city, a moratorium on altering the intended use of surrounding territories as well as monitoring to ensure unhindered operation of existing industrial enterprises.



Developing the industrial zones of Riasne-2 and Syhnyvka.



Establishing an industrial technological park on the site of the former Silmash plant.



Stimulating development and support for operations of industrial and technological clusters.



Creating creative industry centres at industrial enterprises that have ceased to operate.



## **GOAL 10: REDUCED INEQUALITIES**

SDG 10 aims at reducing inequality globally between world populations as well as inequality between different population groups inside each country. Lviv considers its primary task towards achievement of this Goal is inclusion and the creation of an anti-discriminatory environment. The city is taking actions to reduce inequality and discrimination and to ensure equal access to resources for all social groups, but these have been considered under Goals 1 and 5.

**10** REDUCED  
INEQUALITIES





### STATE OF AFFAIRS

The vision specified in the Breakthrough Strategy defines Lviv as a city of decent life based on trust, integrity, mutual respect and interaction. Inequality is a dangerous phenomenon, as it causes lack of trust between people, segregation, resistance to reforms and corruption, and prevents creation of a creative environment.

Lviv City Council measures inequality by analysing the level of self-fulfilment, well-being and mutual respect of the population. In a sociological survey conducted by the municipal City In-

stitute, as of 2018, the Lviv residents gave 3.47 points out of 5 to professional fulfilment, 3.28 points to well-being in the city environment, and 3.16 points to mutual respect and tolerance. The values of those indicators had fallen by 10 per cent on average in comparison with 2016, which demonstrated growing inequality.

Inequality will definitely have increased as a result of the full-scale war due to higher unemployment rates, inflation, death of military personnel, and the large numbers of internally displaced persons in Lviv.



### CIVIC PARTICIPATION TOOLS

Lviv Community is open to cooperation with residents and their engagement in policy-making. Lviv regularly holds public discussions and hearings. The city has an electronic petition portal through which the residents can submit requests on important matters, including reconstruction of wastewater treatment facilities, road repairs and other municipal initiatives, such as allocation of motor sport training sites or resumption of offline studies during the COVID-19 pandemic. Lviv also has advisory councils, including the children’s advisory council and the youth session of the Lviv City Council.

Indicator	Numbers as of 2021
Professional self-fulfilment index, 1 to 5	3.47 (data for 2018)
Index of well-being in the environment, 1-5	3.28 (data for 2018)
Mutual respect index, 1 to 5	3.16 (data for 2018)

### BEST PRACTICES OF LVIV

#### BLIND CASE DOCUMENTARY

The Social Security Department of the Lviv City Council has produced the innovative documentary Blind Case. The social short film on the problems of persons with vision disabilities was shot and presented in cooperation with the Lviv regional centre of the Ukrainian NGO «Ukrainian Union of People with Disabilities». The film sets out adequate models for interaction with people with vision impairments.

#### SUPPORT OF CHILDREN WITH DISABILITIES IN SCHOOLS

The Education Department of the LCC, the Lviv city rehabilitation centre «Dzherelo» and NGO «Rozpravleni Kryla» have implemented a project to support children with disabilities in educational institutions. The project included holistic training for teachers on how to work with children with special educational needs to ensure their access to quality inclusive education.

### PLANS OF LVIV



Establishment of the “Unbroken” rehabilitation centre to provide the full cycle of rehabilitation services to the population affected by the war.



Educational events dedicated to inclusion, including a series of panel discussions “Really about IN/accessibility”, tolerance lessons and continued training events for teachers.



Establishment of new public co-working spaces free for community residents.



Creation of a barrier-free environment for persons with disabilities.



## GOAL 11: SUSTAINABLE CITIES AND COMMUNITIES

SDG 11 is aimed at improving approaches to urban development, management and development of cities and communities, taking account of the principles of inclusion, safety and sustainability, and preventing possible risks of worsening quality of life. In the framework of this goal, the city community develops new pathways in the field of citizens' safety, mobility, space planning, and the development of urban space. The strategic documents developed over the last five years in the city offer the full picture of sustainable development for the city and communities, depict the real situation in the city and model future opportunities for rational development of communities and space.

11 SUSTAINABLE CITIES  
AND COMMUNITIES



## STATE OF AFFAIRS

The analysis within Lviv Community has shown that the area of accommodation per resident is 26.8 m<sup>2</sup>. According to studies by Numbeo, the community's Community Safety Index (58.57 points) and Life Quality Index (121.29) are quite low. Despite these values, the city is continuing to introduce modern and practical solutions which are going to improve the quality of life and community safety over the course of time.

Today, 26 percent of getting around in the community is by car. Public transport and walking account for 46 percent and 24 percent respectively. In this context, the community is developing the practices of sustainability city mobility and is particularly focused on developing public transport lanes and walking and cycling

infrastructure (the share of getting around by bicycle is 4 percent), which will make it comfortable for most community residents to get around within the city.

Lviv is one of the leading tourist centres in Ukraine, and the historical centre is a UNESCO World Heritage. Eighteen restoration projects of different types were conducted in the community in 2021.

There are 0.7 tonnes of CO<sub>2</sub> emissions per capita. At the same time, the community is actively using and introducing landscape gardening. According to the Environmental Department of the LCC, there are 3,088.6 hectares of open green zones in the community, and this area is growing every year.

Indicator	Numbers as of 2021
Accommodation area per resident, m <sup>2</sup>	26.8
Community Safety Index, Numbeo ranking	58.57
City Quality of Life Index, Numbeo ranking	121.29
Number of road accidents,	3,670
Proportion of city territory or which quality public space is accessible within 500m, %	30.08%
Proportion of travel in city by car, %	26.00%
Proportion of travel in city on foot, %	24.00%
Proportion of travel in city by bicycle, %	4.00%
Proportion of travel in city by public transport, %	46.00%

Indicator	Numbers as of 2021
Number of restoration works performed	18
CO <sub>2</sub> emissions per capita, tonnes	0.7
Area of open green zones, hectares	3088.6

## BEST PRACTICES OF LVIV

### INTEGRATED DEVELOPMENT CONCEPT UNTIL 2030

Lviv has developed an Integrated Development Concept until 2030 with participation of a wide range of experts and the public. Developing Lviv as a city of short distances by reimagining former industrial territories, as well as reorganizing and enhancing the principal transport routes, will enable coordination of residential housing development and the public transport

network and create better preconditions for walking or cycling short distances. This will reduce the need to travel further, optimizing existing connections and reducing need to use cars. Implementing this vision initially requires changing the use of 18 territories located close to the city centre and with good connections with the public transport network. The principal advantages of this model are time saving, higher comfort in getting around and living and a better environment.



### GREEN LINE

Lviv and GIZ have started to create the Green Line, which is intended to become the starting point for a country walk or a weekend destination. The Green Line is intended to connect the remote neighbourhood of Sykhiv with the city centre through municipal green zones and public spaces. The project also provides for the creation of additional spaces, for instance, sports fields or playgrounds. As of 2022, the Green Line was already laid in John Paul II Park, and detailed planning had taken place to lay it in the other city areas.

### «UNBREAKABLE MOTHERS» RECREATION SPACE AND ACCOMMODATION FOR INTERNALLY DISPLACED PERSONS

The Architecture and Urbanistic Department of the Lviv City Council, together with the architectural community, implemented a project entitled Unbreakable Mothers in 2022. In addition to constructing accommodation for internally displaced persons, the project created a new city recreation zone at the site of a neglected

former barrow pit. The water body – which accumulated rainwater and took in treated wastewater from a construction site– was cleaned up. All the paving was made of water-permeable gravel, and the street furniture, children's and sports equipment were produced out of natural materials, wood and metal. The project was also a strategic driver to review urban development documentation in order to reduce the area of traffic interchanges and increase green areas in the neighbourhood.



### ZBOISHCHA REHABILITATION AREA

In 2021, the idea started to be developed of Zboishcha, an area to create comfortable conditions for persons in rehabilitation. This problem is of special relevance given the effects of the full-scale Russian invasion. It is planned to create a comfortable environment for living and treatment by developing green areas, connecting the main functions with green paths, and ensuring inclusive education, sports and socialization opportunities. The project also provides for better connections with the city centre and other neighbourhoods via the new tram line.

### HISTORICAL BALCONY RESTORATION PROGRAMME

In 2020, the Historical Environment Protection Department of the LCC developed and implemented the Programme for Repairs and Restoration of Balconies at the Historical Heritage Buildings in Lviv. As a part of the programme, the city budget co-finances restoration of the balconies, bay windows and recessed balconies in private ownership that are located in the historical part of the city. Design and cost estimate documents on restoration of 14 facilities were developed during the first year of the programme.

#### PLANS OF LVIV



Creating the Lviv conurbation development strategy for more efficient interaction with the surrounding territorial communities.



Updating the integrated development concept of Lviv Community taking account of the new settlements and war-related challenges.



Introducing a complex quarterly restoration model for the historical environment.



Extending the network of bicycle and walking connections, the so-called "green lines" in the city.



Creating a barrier-free environment convenient for pedestrians.



## **GOAL 12: RESPONSIBLE CONSUMPTION AND PRODUCTION**

SDG 12 is aimed at responsible consumption and production of goods and services. Lviv intends to achieve this Goal through reduced use of non-renewable natural resources, efficient management of the waste collection and recycling system, support for sustainable tourism and efficient city procurement.

**12** RESPONSIBLE  
CONSUMPTION  
AND PRODUCTION



## STATE OF AFFAIRS

Every year, Lviv residents produce 361 kg of waste per capita, but only 2 percent is recycled. Although a separate waste collection system was introduced in the city in 2010, local refuse collectors claim that residents sort PET bottles to a very limited extent whereas wastepaper and most glass are taken away by the homeless before the rubbish lorries arrive. The city still tends to have unauthorized solid domestic waste dumps, which regularly appear in the same locations.

The issues of storing, recycling and removing industrial waste have not been resolved by the city yet. Despite an overall trend to reduce the

quantity of waste of hazard classes I to III kept in Lviv, the share of recycling thereof has also been reduced.

The growing needs of households and industrial enterprises are increasing demand for natural resources. Water consumption per capita in Lviv is 34.5 m<sup>3</sup> per year, and it has grown by 12 percent since 2015. Over the same period, gas consumption per personal account in Lviv has fallen by 19 percent to 775.4 m<sup>3</sup> per annum. Another important thing is that the number of subsidy recipients has almost halved, which also encourages more reasonable and efficient consumption of energy and natural resources.

Indicator	Numbers as of 2021
Natural gas consumption per personal account per annum, m <sup>3</sup>	775.35
Water consumption per capita, m <sup>3</sup>	34.5
Volume of solid domestic waste per capita per annum, kg	361.35
Proportion of waste that is recycled, %	2%
Total annual number of tourists in the community	1,500,000
Number of households granted subsidies, units	34,220

## BEST PRACTICES OF LVIV

### INDIVIDUAL HEAT SUBSTATIONS

The Lviv City Municipal Enterprise «Lvivteploenerho» has established 408 individual heat substations (IHSs) in the residential houses in

Sykhiv Neighbourhood with support from the European Bank for Reconstruction and Development in Lviv. All the IHSs were commissioned at the beginning of the 2022-2023 heating season. IHSs reduce thermal network losses and

save up to 15 percent of the thermal energy used for heating.

### NETWORK OF PUBLIC SORTING STATIONS

Lviv has been developing a network of public sorting stations since 2021 as a part of civic

budget projects. The purpose of the project is to enable Lviv residents to submit the maximum quantity of different types of separately collected waste for guaranteed recycling, and to create new space for themed lectures and events. The first sorting station will be installed in Shafaryka Street.

### LOSE THE DIAPERS CAMPAIGN

During the competition «Making Lviv a Better Place!», the NGO «Zero Waste» and the Waste Treatment Department of Lviv City Council conducted an awareness raising campaign called Lose the Diapers. The book by Mariia Kachmar

called Lose the Diapers was published, and the study of reusable personal hygiene products for children was conducted within the project. The purpose of the campaign was to persuade parents to buy reusable nappies for their babies as disposable nappies cannot be recycled and make almost a quarter of all non-recyclable waste.



**UNDERGROUND CONTAINERS FOR SOLID DOMESTIC WASTE**

The city has been working to install underground containers for solid domestic waste since 2019. The purpose of the project is to ensure cleanliness at the container site and

reduce the quantity of waste scattered, with a view to generally improving the environmental and sanitary situation in Lviv. The containers are gradually being installed in all the neighbourhoods of the city, and work is also underway to ensure centralized waste collection from the underground containers. e

**PLANS OF LVIV**

Constructing a new solid domestic waste recycling facility with a system for landfill gas collection and disposal and electric power generation.



Developing a local recycling cluster for waste collected by means of new rubbish containers and waste treatment centres.



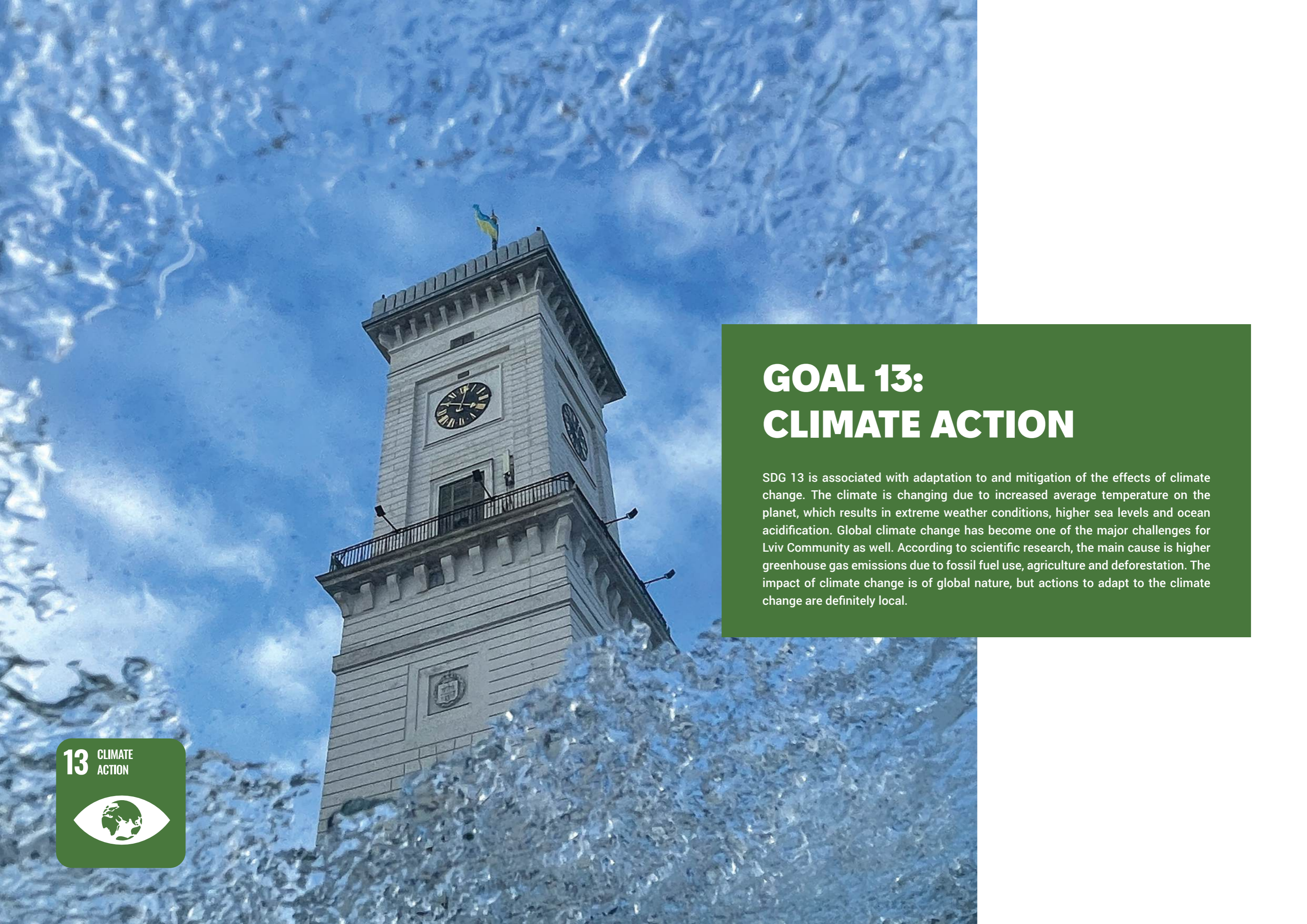
Expanding the network of hazardous industrial waste collection stations.



Developing a zero waste culture and introducing consistent circular-economy solutions.



Introducing alternative fuel at TPS-2 and Kineskop Boiler Station.



## **GOAL 13: CLIMATE ACTION**

SDG 13 is associated with adaptation to and mitigation of the effects of climate change. The climate is changing due to increased average temperature on the planet, which results in extreme weather conditions, higher sea levels and ocean acidification. Global climate change has become one of the major challenges for Lviv Community as well. According to scientific research, the main cause is higher greenhouse gas emissions due to fossil fuel use, agriculture and deforestation. The impact of climate change is of global nature, but actions to adapt to the climate change are definitely local.

**13** CLIMATE  
ACTION





### STATE OF AFFAIRS

Climate is an integral and important part of every city's life. Five municipal strategies in Lviv Community address climate change and mitigation of the effects of global warming. Lviv emits 0.7 tonnes of CO<sub>2</sub> per capita.

The city actively cooperates with the international technical assistance projects on matters of climate change, energy efficiency and renewable energy in several sectors; this includes projects to improve municipal infrastructure. Partner organizations include USAID, GIZ, EIB, EBRD and NEFCO, among others.

The geographical location of Lviv makes it less vulnerable to such hazardous natural disasters as tidal waves, earthquakes or even flooding. However, the following threats can be faced by the community due to climate change: extreme heat, drought, worsening water quality, stronger rains, high water, strong snow falls, strong winds, wildfires and biological hazards. Where there is a weather cataclysm, all the municipal services engage promptly to address it. At the same time, Lviv Community lacks regulations on responding to and preventing natural disasters caused by climate change.

Indicator	Numbers as of 2021
CO <sub>2</sub> emissions per capita, tonnes	0.7
Number of city strategies that address climate change	5

### BEST PRACTICES OF LVIV

#### SUSTAINABLE ENERGY DEVELOPMENT ACTION PLAN

In 2009, Lviv joined the European «Covenant of Mayors for Climate and Energy» Initiative. The signatories undertook to reduce CO<sub>2</sub> emissions by at least 20 percent by 2020 in comparison with the baseline year, and then

joined the city memorandum (signed in 2018) – regarding transition to 100 percent use of renewable sources of energy in the city by 2050. A Sustainable Energy Development Action Plan has been adopted by the city; many solutions to adapt the community to climate change have been discussed within that Plan.


### MODELLING CO<sub>2</sub> EMISSIONS BY TRANSPORT


The community is participating in two projects in cooperation with the European Union: SPARCS and DISTENDER. These projects are aimed at introducing energy efficiency practices in the city, creating energy-positive neighbourhoods, achieving the status of climate neutrality and de-


veloping community practices that will help reduce the impact of climate change by 2050. Due to these projects, the city has a clear vision regarding climate change and development of energy efficient practices. Also, licensing software has been purchased within the SPARCS Project for transport planning, modelling and calculating CO<sub>2</sub> emissions by transport in the community.





### PLANS OF LVIV

- 

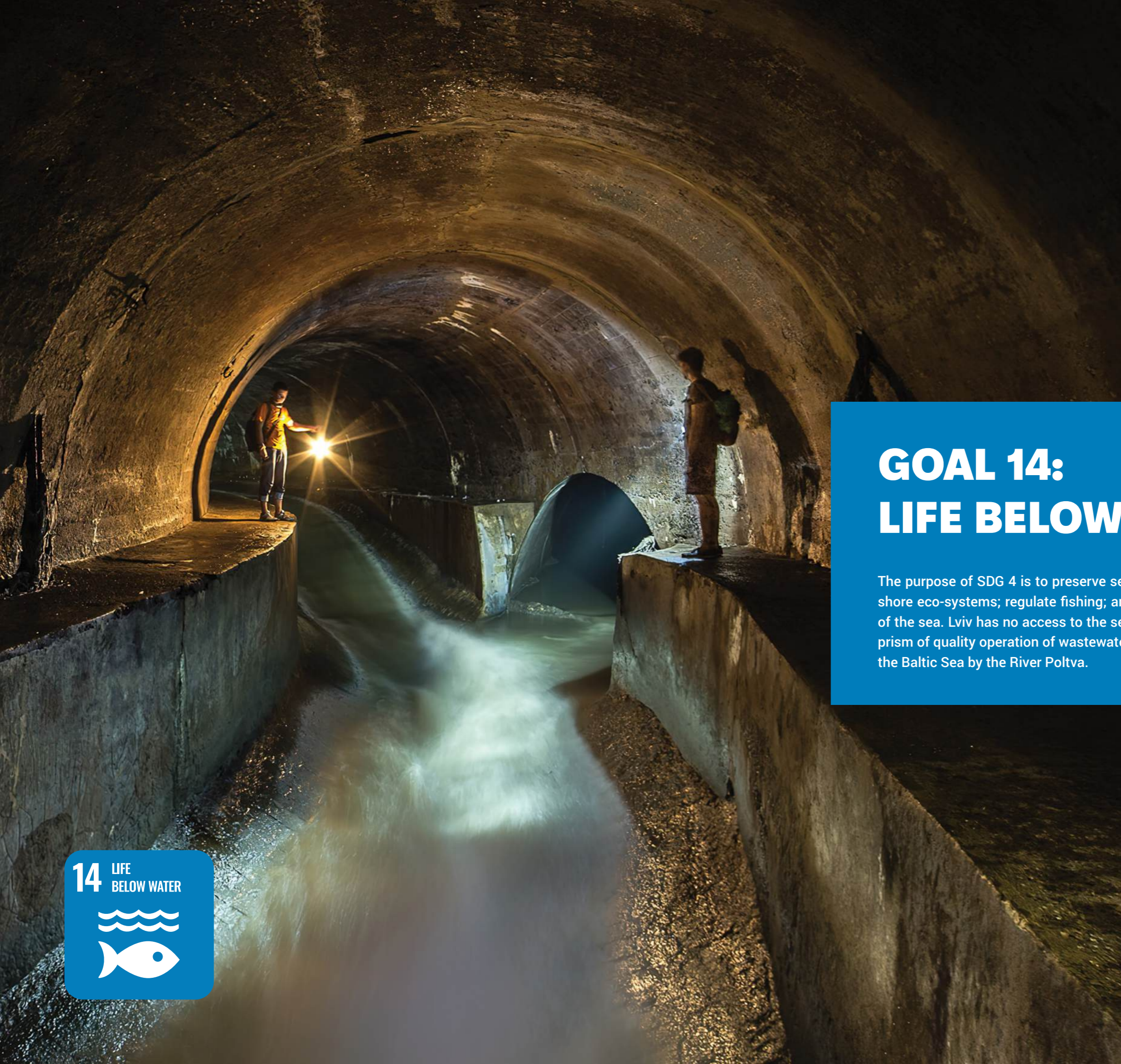
Reduction of CO<sub>2</sub> emissions by 2030 in the specific sectors by 35%
- 

Increase in the share of renewable sources of energy by 35% in the municipal energy supply structure by 2030
- 

Development of climate change scenarios at the local level and the system for climate change monitoring in the city
- 

Introduction of the concept of the «sponge city» to prevent flooding during heavy rains
- 


Creation of the catalogue of nature-focused solutions and pilot implementation thereof to counteract to «heat waves» in the city



## GOAL 14: LIFE BELOW WATER

The purpose of SDG 4 is to preserve sea resources, variety of the water world and shore eco-systems; regulate fishing; and ensure economic benefits from joint use of the sea. Lviv has no access to the sea so it considers this goal only through the prism of quality operation of wastewater treatment facilities, as wastewater enters the Baltic Sea by the River Poltva.

14 LIFE  
BELOW WATER



## STATE OF AFFAIRS

The River Poltva in Lviv – which was hidden underground in the 20th century and was used as the sewage collector – is a tributary of the Western Bug, which flows into the Baltic Sea. As it is a part of Lviv's wastewater drainage system, wastewater treatment is an important element to preserve the eco-system of the Baltic Sea.

Around 95 percent of households are connected to the wastewater drainage system. The «Lvivvodokanal» municipal enterprise is responsible for wastewater treatment in Lviv Community. Lviv's wastewater treatment is in

Plastova Street. The city wastewater treatment facility was built in the 1960s. Now it works at only 50 percent of capacity. The principal stages of work of wastewater treatment facilities are: intake of wastewater; removal of rubbish with mechanical grids (raking separation); removal of sand and other mineral admixtures in sand traps; removal of organic and non-organic admixtures in primary settling ponds; biological wastewater treatment in air tanks; separation of active mule in secondary settling ponds; mechanical dehydration of sludge; and warehousing of dehydrated sludge in mule fields.

## BEST PRACTICES OF LVIV

### WASTEWATER DRAINAGE NETWORK UP-GRADE PROGRAMME

In 2016, Lviv City Council extended the Complex Programme for Upgrading the Sewage Facilities of Lviv. The municipal enterprise «Lvivvodokanal» repaired three primary settling ponds, replaced a piece of the pressure water pipe for fresh sludge in the emergency conditions, procured circulation mule pumps and excess mule pumps, sliding vane structures, pipes and fittings for the reconstruction.

### COLLECTION AND DISPOSAL OF HAZARDOUS WASTE

The LCC Environmental and Natural Resources Department has been collecting and disposing of hazardous waste for several years. The hazardous waste is collected by the Eco Bus – a mobile waste collection point. If disposed of incorrectly, this waste emits hazardous substances (mercury, lead and cadmium), which get into the ground and air and then into water bodies and groundwater. In total, 225,000 luminescent lamps, around 5.5 tonnes of batteries and 10,000 thermometers have been collected during the period of operation of the Eco Bus.

## PLANS OF LVIV



Separating the storm water system from the city wastewater drainage system.



Reconstructing the wastewater treatment system to prevent contamination of River Poltva.



Creating a water treatment system for River Zubra.



Creating an organic waste collection and composting system by increasing the composting station's capacity.



Creating a superficial water quality monitoring system for Lviv Community and integrating it into the Baltic and Black Seas' water quality monitoring systems.





# GOAL 15: LIFE ON LAND

SDG 15 aims at preservation, recovery and sustainable use of ground and internal fresh water eco-systems, encouragement of sustainable forest management, prevention of deforestation, recovery of degraded lands and soils, and preservation of mountain eco-systems. Lviv Community is active in tree planting and landscape gardening within the community territories.

15 LIFE ON LAND



## STATE OF AFFAIRS

The number of trees planted per year has increased in the community, to 2,649 trees in 2021. Other plants are also seeing more planting: landscape gardening of public spaces and

the city in general is developing. In total 10,670 planted bushes and graminaceous plants, and around 15,000 bulbous flowers were planted in 2021.

Indicator	Numbers as of 2021
Number of trees planted in a year	2,649
Number of bushes and graminaceous plants planted in a year	10,670
Number of bulbous flowers planted in a year	15,000

## BEST PRACTICES OF LVIV

### COLLECTION OF EXPIRED MEDICINES

The NGO «Zero Waste Lviv» has the mission to promote zero waste principles in Ukraine by creating a model municipality in the city, as an example for other cities. The NGO participates in many international ecological projects and maintains close ties with the local self-government bodies. For instance, the LCC Environmental and Natural Resources Department and Zero Waste Lviv carried out the first experimental collection of expired medicines in Ukraine from residents.



### GREEN CITY ACTION PLAN

The city community is continuing to enhance and improve its practices in the field of environmental protection. In 2019, the city officially adopted the Green City Action Plan, which had been developed with EBRD funding. This document of strategic significance for the com-

munity considers how to optimize allocation of city financial and human resources for the biggest environmental benefits and generates more opportunities to raise funds and support. This document includes a development vision and goals for 10 to 15 years, the tasks to be performed within three to ten years, as well as the list of actions to achieve the goals.

### NEW-WAVE FLOWERBED


A new-wave flowerbed has been planted near Lviv City Council on Rynok Square. The flowerbed is a small island of graminaceous plants, meadow grass and flowers, including decorative flowers, in the city centre. You can see panic grass, Siberian rice, Salvia, Pennisetum, Salvia subge-

nus Perovskia, yellow Rudbeckia, Stipa capillata, rusty foxglove, Verbena bonariense, and Wisteria. What makes this flowerbed special is that it has 52 seasons instead of four, so the looks change every week: something is in blossom, something is growing, and something is spiking up. Graminaceous plants are laid in a certain manner, even in winter, for decorative purposes.



**CITY GARDENER**

In 2021, the office of City Gardener was introduced in Lviv, and nine people were selected on a competitive basis for the function. The gardeners will plant new trees and flowers, place orders for planting stock and care services, prepare documents to declare outstanding trees to be landmarks, examine the condition of trees as members of commissions, make reports if plants are damaged or destroyed, communicate with street designers and monitor repair works, and help mindful residents of Lviv take care of plants near their homes.



**PLANS OF LVIV**



Recovery of biodiversity of water bodies in the city.



Increasing the proportion of green areas and creating biodiversity in the city.



Recovery of the bison population in Lviv.



Assessing the natural ecosystems of the city and introducing the "polluter pays" principle.



Creating environmental network with valuable natural territories, buffer zones and natural corridors to increase the diversity of flora and fauna in the city.



## GOAL 16: PEACE, JUSTICE AND STRONG INSTITUTIONS

SDG 16 aims at peace and justice in the world by forming strong accountable institutions, broad public engagement in decision-making, and eradication of corruption. The main priorities of Lviv within this Goal are people's safety, participative city policy-making and transparent operations in the local self-government body. At the same time, Lviv as a local self-government body has no effect on the justice system, does not participate in global management bodies or fight against terrorism, so it does not address these targets.

**16** PEACE, JUSTICE  
AND STRONG  
INSTITUTIONS



## STATE OF AFFAIRS

The international city ranking by Numbeo assesses safety in Lviv at 58.57 points. According to the Quality of Life Survey in 2019, the Lviv residents assess city safety at 2.89 points and emphasize that safety is lowest at night. The feeling of safety in Lviv is not homogeneous and varies depending on neighbourhood. In 2021, 16 intentional homicides were committed in the city, 1.5 times more than in 2015. Residents have started to call the patrol police more often, but this indicator could also demonstrate growing trust in the law enforcement authorities in the city owing to the reforms.


Lviv is one of the most transparent and accountable cities in Ukraine. According Transparency International Ukraine ranking, Lviv is the second most transparent and fourth most accountable city in Ukraine. The ranking states

that the strengths of Lviv City Council are notification of operations of local self-government bodies, financial assistance, educational and social services, land use, investment and human resources matters. However, Lviv needs to improve publishing of information on procurement and operations of municipal enterprises.

The turnout at the last local election in 2020 in Lviv was 38.6 percent, higher than the average in Ukraine. Lviv residents have access to a wide range of civic participation tools: public hearings and discussions, petitions, participatory budget, personal and collective petitions and requests to the authorities. Civic access to the participatory policy-making process at local level is guaranteed by the Charter of Lviv, approved by resolution of Lviv City Council.

Indicator	Numbers as of 2021
Number of intentional homicides	16
Community Safety Index, Numbeo ranking	58.57
City Transparency Index, points	85.5
City Accountability Index, points	33.3
Number of people voting in the public budget	145,573
Local election turnout, %	38.6% (local election of 2020)

## BEST PRACTICES OF LVIV



### GREEN ROOM FOR CHILDREN

A Green Room for child victims or witnesses of violence has been opened at the National Children's Specialized Hospital «OHMATDYT» in Lviv. This room will also allow working with those who are suspected of a crime. This initiative will enable investigative actions without unnecessary psychological trauma for the child. The crisis room is divided by special glass into two zones: a therapeutic zone where the psychologist will interview a child and a second from which police officers, social workers and parents will be able to watch the process. Special child-friendly methods will be used. The initiative will guarantee the safety of all the children who will testify, and will also accelerate investigation of crimes.

### TRAINING ON ETHICAL CONDUCT FOR THE STAFF AND DEPUTIES OF LCC

The Integrity and Anti-Corruption Sector of Lviv City Council, together with the city's executive authorities and NGOs, has developed and approved a Code of Ethical Conduct of Officials and Employees of the Executive Authorities of Lviv City Council, Its Institutions, Organizations and Municipal Enterprises. The principal task of the document is to establish

and introduce moral and ethical principles as well as uniform standards and rules of conduct for employees to perform their official duties with dignity and maintain the prestige, trust and respect of city residents to the city council, and also to form a joint vision for the future of Lviv as a responsible and successful city. In 2021, Sector employees held 33 training events for more than 300 persons to implement the principles and rules of the Code in practice.





**PARTICIPATORY BUDGET**

The city has had a participatory budget since 2016: this is a democratic process that enables each resident of the community to participate in allocating the local budget by creating city improvement projects. Any community resident may submit a project to improve city life, participate in the competition, win the vote and see his or her project be implemented within the budget. In 2021, 254 projects were submitted, of which 101 for a total of UAH 77.7 million were declared winners. In total, 145,573 residents of Lviv (more than 20 percent of the city population) participated in the project voting.



**PLANS OF LVIV**



Upgrading infrastructure, including outdoor illumination and the video surveillance network, in order to improve the safety situation in the community.



Creating infrastructure for personal and public data protection in municipal cyber space.



Adopting and implementing the Anti-Corruption Strategy of Lviv Territorial Community.



Introducing the school participatory budget in order to engage and teach pupils.



Developing and supporting territorial defence units to enhance the defensive capacity of the city and the state.

# ПАНЕЛЬ МІСТА

ПОРТАЛ ВІДКРИТИХ ДАНИХ



**16** PEACE, JUSTICE  
AND STRONG  
INSTITUTIONS



## GOAL 17: PARTNERSHIPS FOR THE GOALS

The priority of SDG No. 17 is global partnership for sustainable development through technological development, an open market, public-private partnership, and quality analysis. Lviv is striving to become the regional leader in Eastern Europe, so it treats development of global cooperation with its sister cities and efficient cooperation in the «authorities-businesses-civil society» triangle as the main priorities of its sustainable development agenda.

## STATE OF AFFAIRS

Lviv is a powerful centre in central and eastern Europe in terms of international economic and cultural interaction. Its geographic location 90 km from the European Union makes Lviv an important export and import hub for goods carried by land. The volume of exports in 2020 was US\$350 million while direct foreign investment came to US\$40.2 million. Offices of international organizations and consular missions of partnering states have been opened in Lviv.

Three-quarters (74.5 percent) of Lviv's budget is budget proceeds, which are transferred to budgets of territorial communities in accordance with the Budget Code of Ukraine. In addition to the tax proceeds, the Lviv Community actively raises external financial resources, both loans and grants. In order to implement its «hard» infrastructure projects, Lviv City Council has raised more than EUR 159.5 million from the European Bank for Reconstruction and Development and EUR 81.1 million from the European Investment Bank.

Lviv City Council actively interacts with businesses and the public sector. Lviv has 11 projects that can be implemented as public-private partnerships in accordance with national legislation. The city also offers a number of competitive opportunities to finance civil society organizations that are implementing projects for territorial community development. However, despite its strengths, Lviv is inferior to the large centres of the central and eastern Europe in the quantity of office premises and business infrastructure consistent with infrastructure standards.

Lviv City Council is using an evidence based policy-making approach with data analysis. The City Institute is the coordinating body for analysing information and preparing strategies. All city strategies are consistent with Agenda 2030 and are directly or indirectly aimed at achieving the Sustainable Development Goals.

Indicator	Numbers as of 2021
Share of the local budget made up of tax proceeds, %	74.5
Local debt per capita, UAH	1,864,974,900
Direct foreign investment, US\$ million	40.2 (data for 2020)
Number of patents for inventions, units per year	58
Number of patents for utility models, units per year	170
Volume of exported goods, US\$ million	350 (data for 2020)

Indicator	Numbers as of 2021
Number of projects that can be implemented as public-private partnership	11
Number of indicators available at the city panel	74
Number of Voluntary Local Reviews	0

## BEST PRACTICES OF LVIV

### COMPETITION OF SOCIAL AND CULTURAL PROJECTS

Lviv City Council holds an annual competition of social and cultural projects «Making Lviv a Better Place!». The purpose of the competition is to support NGOs' ideas, develop Lviv City Territorial Community and grant material and

financial assistance for their implementation. During the competition, NGOs can submit project proposals in the fields of culture, education, social security, tourism, innovation, community development, waste treatment and environmental protection, youth policy, sports and entrepreneurship. The best projects can receive UAH 20,000 to UAH 100,000 for implementation.



### INVESTMENT OFFICE

Lviv City Council and Lviv Regional Military Administration have established an Investment Office to improve the investment climate and engage private partners in public-private partnership projects. The Investment Office operates as a single point of contact for investors that intend to do business in Lviv Region. The Office is a market place of business support programmes, grants and available investment offers. The Office team consults on preparation of grant applications, export potential and entry into new markets, and also conducts training for entrepreneurs.

CITY PANEL

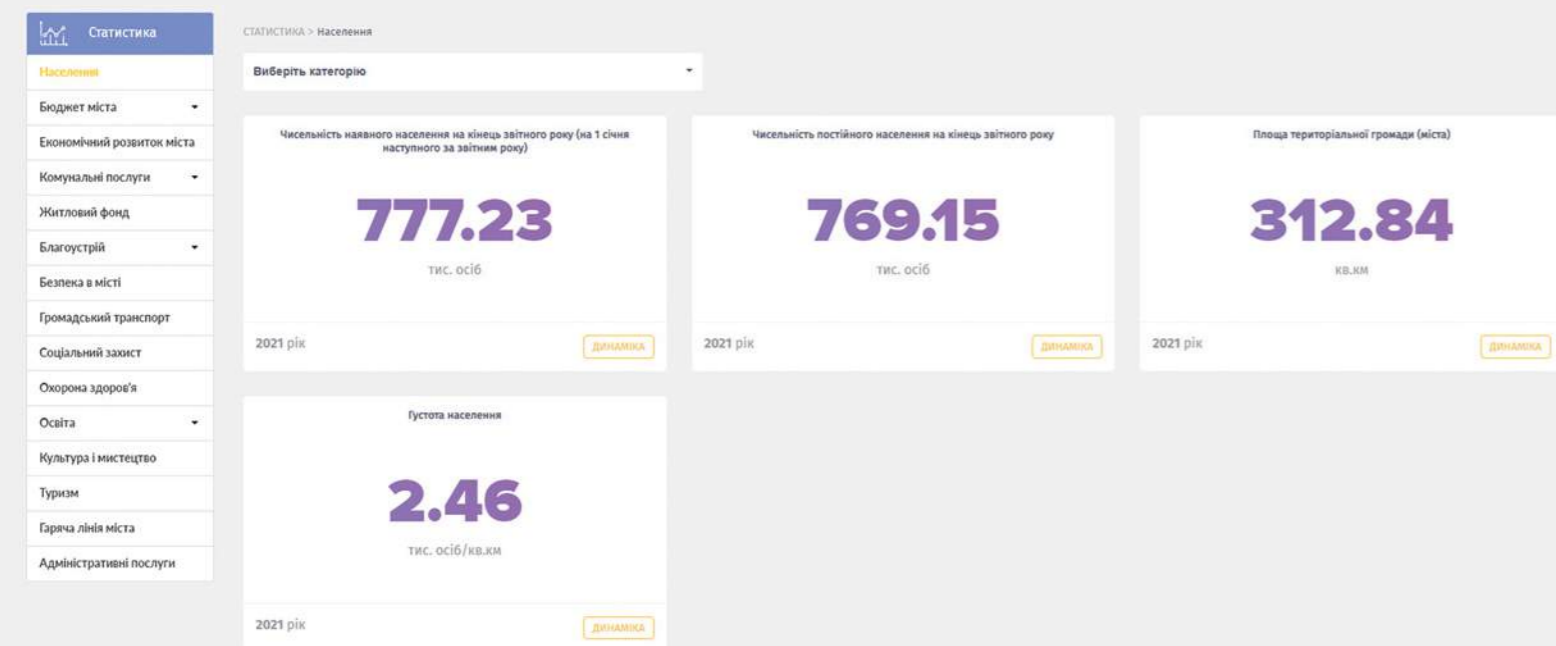
Lviv City Council is implementing a City Panel Project. This is an open platform with indicators from various areas of life in Lviv. The purpose of the project is to enable unhin-

dered public access to the principal city development indicators in convenient format. Each Lviv resident can study the Strategies of Lviv, statistical indicators and indicators of the quality of community life through the City Panel.




Портал «Панель міста» об'єднує понад 800 показників, які структуровані у 3 змістовні блоки:

<p><b>Статистика</b></p> <p>У цьому розділі Ви можете ознайомитись із основними статистичними показниками від різних підрозділів Львівської міської ради, а також інших установ, що описують стан справ в різних сферах життя міста. Показники актуальні станом на 2016 рік.</p>	<p><b>Якість життя</b></p> <p>Показники у цьому розділі відображають суб'єктивні оцінки мешканців щодо якості життя у місті. Показники розраховані згідно з методологією дослідження якості життя у місті, розробленою Інститутом міста та Соціологічною агенцією "Фіма". Детальніше з методологією можна ознайомитись за посиланням.</p>	<p><b>Стратегія</b></p> <p>Тут Ви можете переглянути показники ефективності виконання Комплексної стратегії розвитку Львова до 2025 року. Детальніше з стратегією можна ознайомитись за посиланням.</p>
<p>Проект «Панель міста» - це відкрита платформа із показниками з різних сфер життя міста. Метою проекту є створення можливості безперешкодного доступу громадськості до основних показників розвитку міста у зручному форматі.</p>	<p>Загалом на порталі «Панель міста» можна ознайомитись з даними, які описують такі сфери як населення, бюджет міста, показники економічного розвитку міста, благоустрій, комунальні послуги, транспорт, освіта, охорона здоров'я, безпека, культура, адміністративні послуги тощо, а також переглянути дані в динаміці з 2010 року.</p>	<p>Проект розроблений спільно ЛКП "Міський центр інформаційних технологій" Львівської міської ради, Комунальною установою Інститут міста у співпраці з компаніями Sigma Software та Eucalipse в рамках Програми цифрового перетворення Львова до 2020 року.</p>



PLANS OF LVIV

- Improving business infrastructure (congress hall, exhibition centre, office areas, business centres, hotels) to enhance Lviv's position at a regional and international scale.
- Extending the list of the projects that can be implemented as public-private partnerships.
- Extending the range of mechanisms for competitive support for non-profit organizations and the scope of financing available for such support.
- Creating local targets until 2030 for Lviv Community regarding implementation of the SDGs.
- Establishing the Association of Local Self-Government Bodies of Lviv Agglomeration to implement joint projects





# CONCLUSIONS

The first Review of Achievement of the Sustainable Development Goals in Lviv will drive localization of the SDGs in Ukraine's cities. The Review is also a basis for planning and updating efforts for sustainable development among all the actors in Lviv Community. This Review demonstrates Lviv's long-term commitment to implementing Agenda 2030 by achieving the Goals. The war has become a major obstacle to sustainable development, but we believe that Lviv is capable of implementing the projects and activities to achieve the SDGs together with its partners.

**Improving the municipal eco-system in various sectors based on vectors of sustainable development.** We believe that the SDGs describe the main development targets, so the Lviv City Council and all the actors should keep working to improve the municipal eco-system in different sectors based on economic, social and environmental vectors of sustainable development. Lviv has already implemented many quality projects and initiatives, but the city has more plans and ideas for the future. As resources are limited, and all the ideas cannot be fulfilled at the same time, the city has determined its priority projects in the description of each goal. We do not

divide goals into more and less important, as we believe that complex work in all directions is the only way to ensure sustainable development. We believe that broad cooperation and partnership have been vital for all the previous results and will be key to implementation of the plans.

**Person-centred planning.** When seeking to achieve the SDGs, Lviv is focused on the individual as the centre of development. Each resident of the city is provided with quality social, health-care and education services, and is also given opportunities for decent employment and leisure. All Lviv residents have equal rights, and the city's priority is no discrimination. Lviv supports the principle of «leaving no one behind» because every person in the city deserves quality of life, and vulnerable social groups must be supported by the community. The city is creating a person-friendly environment. Every resident is provided with sustainable infrastructure, accessible accommodation and environmentally friendly public transport. Lviv takes care of the environment and cultural heritage, and values diversity and innovation.

**Communication and knowledge exchange.** The Review is an efficient communications tool

that enables exchange of best practices, establishment of international partnership and joint responses to global challenges. In the end, we believe that our Review will be an example for other Ukrainian cities, and that this Review, together with the national and regional reports and Reviews of the SDGs, will result in updates to Agenda 2030 at the level of all the authorities, as well as the public sector and business in Ukraine.

**SDG monitoring at city level.** Monitoring achievement of the SDGs is necessary for coordinating the work of all stakeholders and vital for the adopting complex public policies aimed at ensuring sustainable development of the economy, infrastructure, social sphere, environment and quality of life of residents.

**Data collection from the SDGs: improving municipal statistics.** While the Review was being prepared, Lviv faced the difficulties and issues that may also become a challenge for other cities when they prepare similar documents. Firstly, the limited ability of the State Statistics Service of Ukraine to collect and publish statistical data disaggregated by territorial communities makes it hardly possible to properly measure the indicators to enable expert assessment of progress towards achievement of the SDGs.

**Institutional framework of voluntary local review.** The lack of national recommendations on development of such Reviews and reports makes it difficult to devise a methodology and will also prevent quality benchmarking of cities in the future. On the other hand, the absence of formal conditions has enabled Lviv to be flexible about the development of the Review and to cover the aspects that are most consistent with the local context. With due consideration of the above, the government and international organizations should develop recommenda-

tions on Reviews with a common framework and opportunities for creativity and adaptation to local contexts, in order to make Agenda 2030 relevant at the local level.

**Civic engagement.** One of the problems faced by the city was the issue of participatory preparation in the Review. Local businesses and the public sector mostly do not consider their activities through the prism of sustainable development. This is why Lviv's first Review mostly includes projects implemented by Lviv City Council, sometimes in cooperation with local NGOs. The increased relevance of Agenda 2030 among the stakeholders would enable them to join efforts for sustainable development of the community as an eco-system, and to ensure more complex reporting on achievement of the SDGs by the city as a whole.

**Despite the challenges, as it is aware of the importance and value of analytical work, Lviv is planning to regularly prepare and present local reports and reviews to the global community on achievement of the SDGs.**

At the same time, the experience of preparing the Review in 2022 demonstrated a number of challenges to be handled by the city in the future in addition to the benefits:

- **Determination of targets for 2030.** In order to monitor progress efficiently, Lviv is going to determine targets for indicators to be achieved by the city by 2030 using a participatory method. The 2021 data will be used as a reference point, and the subsequent reports and reviews will demonstrate not only the state of affairs, but also improvement of the situation compared with the previous period.

This task is complicated by the war, which is having a considerably negative impact

upon all the indicators, from employment to environmental pollution, from mental well-being to electric power consumption. The list of indicators will probably change as well, and we will analyse additional indicators, such as provision of accommodation to internally displaced persons or the level of veterans' reintegration. The reference point of 2021 will enable assessment of the impact of the war, and then the results of post-war sustainable development will be modelled.

- **Engagement of new settlements.** The Review for 2022 mostly demonstrates the state of affairs as well as projects implemented in the territory of Lviv. However, the decentralization reform has created the Lviv City Territorial Community, which comprises 20 settlements, so achievement of the SDGs must be considered taking into account activities all over the community in the territory. Urban-type settlements and villages must be engaged into implementation of Agenda 2030, especially in the relevant spheres: agriculture, environmental protection, wastewater drainage and water supply. Local policies must take into account reducing inequality between residents of the villages and the city of Lviv (SDG 10) as well as broad engagement of residents of the

new settlements into the local policy-making process (SDG 16).

- **Expansion of the network of actors.** Some of the best practices mentioned in this Review have been implemented by NGOs or in cooperation between the municipality and representatives of the public sector. However, this is not enough to fully achieve the Goals. The Lviv City Council sees its role not only as the entity achieving the SDGs, but also the body engaging all the community actors into Agenda 2030. Therefore, city policy must include training, especially for children, regarding the Goals; providing resource support of organizations that implement sustainable development projects; encouraging businesses to consider the SDGs and prepare their own reviews on achievement thereof as a display of social corporate responsibility.
- **Partnership** is a principal tool used to achieve the Goals, and it is not only limited to the territory of Lviv Community. Lviv is open to cooperation with other cities in Ukraine and around the world, public authorities and international organizations. The city will actively engage in establishing a broad network of partnerships for joint achievement of the SDGs.

# ANNEX 1.

## REVIEW DEVELOPMENT METHODOLOGY

The Voluntary Local Review is analytical material that consolidates activities to localize targets, includes values of key development indicators and creates a vision for further development.

### *Tasks of the Review:*

- **To determine the progress of Lviv in achievement of the SDGs**

The Review will be a reference point for targets of the indicators of each SDG as of 2021. Subsequent monitoring reports and reviews will demonstrate Lviv's progress on the path to the localized goals. The post-war Review of Lviv will also enable assessment of the impact of the war on the city = and determine the principal targets for recovery and mitigation of negative effects.

- **To determine Lviv's contribution to Ukraine's achievement of the SDGs**

Lviv lacks the authority to perform all the tasks on the global Agenda 2030, but it influences achievement of most SDGs together with other cities. The Review will be a benchmarking tool for the city, as it will enable comparison national results with the results of Lviv and then, if reviews are prepared by other local self-government bodies, enable comparison of cities with each other.

- **To become part of the global dialogue of cities**

The Review will give Lviv an opportunity to demonstrate its experience and present its further development plans. We are open to cooperation with cities that face similar challenges and those ready to become our mentors for joint achievement of the SDGs.

Lviv developed its Review in 2022. The municipal institution of the Lviv City Council called City Institute coordinated the work. Based on the analysis of the reports and reviews of partner cities, as well as national experience of reporting on achievement of the SDGs, and with support from UNDP Ukraine and UN Habitat Programme, the City Institute team developed analytical materials as a framework for the Review.

The first stage included localization of the Goals, screening of global and national targets and indicators, and adaptation of tasks to the local Lviv context. According to the Law of Ukraine «On Local Self-Government in Ukraine» as well as local strategies, Lviv has decided that all 17 SDGs are relevant for Lviv, but some of the targets have been interpreted. Certain targets are beyond the focus of local policy as the city does not have legislative tools to influence their achievement.


Lviv uses the global SDGs as the basis for localization as it treats the Review as a tool for



comparing development of different cities in different countries around the world. The global goals and indicators will be a basis for efficient partnership with the European communities to achieve the goals by 2030 and to possibly implement joint projects in specific fields of the SDGs. Localization of the national SDGs, targets and indicators was a reference point for further replication among Ukrainian cities, and an example for further analysis of progress and development tendencies of the cities. Following the localization of the Goals, the City Institute also localized the SDG indicators taking account of the recommendations of the European Commission and Ukrainian practice of reporting on achievement of the Goals. The system of indicators mostly includes indicators from local city strategies that are correlated to the designated targets of Agenda 2030, data on which are regularly collected by statistics bodies or units of Lviv City Council. The integrated system of indicators has its own limitations and does not demonstrate progress for each target,



but it enables overall monitoring of progress in achievement of the SDGs by Lviv. The full version of results of localization of the Goals and indicators can be found in Annex 2.

The second stage collected data on specific indicators, as well as information on the implemented projects. The Review presents the projects implemented towards the SDGs by Lviv City Council and NGOs, enterprises and educational institutions in the city as partnership is a key to sustainable development. At the third stage, the team of the City Institute and the departments of Lviv City Council used developed and approved strategic documents and local programmes to determine the principal priorities of city operations towards achieving the SDGs by 2030. One of the tasks of that work was to bring the city's strategic documents into line with the global Agenda 2030 in complex terms, and also to focus attention on the initiatives that will be implemented by Lviv with the participation of international partners and the city community.


## ANNEX 2


Localised goal	Localised target	Indicator	Data source	Numbers as of 2015	Numbers as of 2021
 1 NO POVERTY	1.1 Extreme poverty	Quantity of the homeless, persons	Social Security Department of the LCC	2,226 persons registered (313 on file)	3,543 persons registered (216 on file)
	1.2 Poverty risk	Quantity of households with one parent registered with the SSD divisions, units	Social Security Department of the LCC	4696	1688
	1.3 Social security system and activities	Share of persons covered by social services who are in difficult life circumstances, against the total quantity of such persons, %	Social Security Department of the LCC	–	41% (3548 persons)
		Quantity of persons who belong to the privileged categories and have the right to free public transport rides, persons	Social Security Department of the LCC	150704	126824
	1.4 Equal rights of the poor in access to economic resources	Quantity of households granted subsidies, units	Social Security Department of the LCC	76943	34220
	1.5 Resistance of vulnerable social groups, namely resistance to extreme measures called by climate changes or other economic, social or environmental shocks and disasters				



Localised goal	Localised target	Indicator	Data source	Numbers as of 2015	Numbers as of 2021
	1.a Mobilisation of resources to implement programmes and policies to eradicate poverty	Share of the local budget used for social security and assistance	Open Budget	–	6.75%
	1.b Development strategies focused on interests of the poor and gender aspects				
	2.1 Zero hunger	% residents' food costs	MI City Institute	–	37% (data for 2019)
	2.2 Balanced nutrition				
	2.3 Agricultural performance and fair remuneration for small food commodity manufacturers				
	2.4 Sustainable food manufacturing system				
	2.5 Genetic variety of seeds, plants, agricultural and domesticated animals <i>*not addressed</i>				
	2.a Investment into agricultural infrastructure and agroindustry				



Localised goal	Localised target	Indicator	Data source	Numbers as of 2015	Numbers as of 2021
	2.b Prevention of trade limitations and distortions on the global agricultural markets <i>*not addressed</i>				
	2.c Operation of food commodity markets	Purchasing power index, ranking by Numbeo	Numbeo	–	29,25
	3.1 Maternal mortality	Maternal mortality per 100,000 live-born children	Healthcare Department of the LCC	–	16,7
	Mortality of children	Mortality of children under the age of five years old, incidents per 1,000 live-born children	Healthcare Department of the LCC	9,29	6,01
	3.3 Prevention and epidemics	Quantity of patients who are diagnosed with HIV for the first time, for a year, per 100,000 of the population	Healthcare Department of the LCC	24,6	16,9
		Quantity of patients who are diagnosed with active tuberculosis for the first time, for a year, per 100,000 of the population	Healthcare Department of the LCC	45,8	31,4
	3.3 Prevention and epidemics	Quantity of men's/women's deaths of cerebrovascular diseases at the age of 30 to 59, per 100,000 men/women of the corresponding age	Healthcare Department of the LCC	48.08 / 19.90	61.52 / 19.08
		Quantity of deaths of malignant mammary neoplasms at the age of 30 to 59, per 100,000 women of the corresponding age	Healthcare Department of the LCC	28,43	21,4






Localised goal	Localised target	Indicator	Data source	Numbers as of 2015	Numbers as of 2021
 3 GOOD HEALTH AND WELL-BEING	3.4 Mental health and well-being	Mental comfort assessment, 1 to 5	MI City Institute	-	3.5 (data for 2019)
	3.5 Abuse of psychoactive substances	Level of illegal drug consumption per 1,000 persons	Healthcare Department of the LCC	1,09	1,4
	3.6 Road traffic accidents	Quantity of persons killed in road accidents	National Police	-	33
		Quantity of persons injured in road accidents	National Police	-	741
	3.7 Sexual and reproductive healthcare services	Factor of child birth at the age under 20, per 1,000 women aged 15 to 19	Healthcare Department of the LCC	18,7	9,2
	3.8 Access to safe, efficient and quality primary medical aid, including medicines and vaccines	Coverage of the population by the family medicine facilities, %	Healthcare Department of the LCC	91,17	93,45
	3.9 Mortality as a result of environmental pollution				
	3.a World Health Organization Framework Convention on Tobacco Control <i>*not addressed</i>				
	3.b Research and development of vaccines and medicines from infectious and non-infectious diseases				
	3.c Healthcare funding and work force	Quantity of family doctors per 1,000 people	Healthcare Department	0,63	0,59
	3.d Early prevention, mitigation and management of health risks				



Localised goal	Localised target	Indicator	Data source	Numbers as of 2015	Numbers as of 2021
 4 QUALITY EDUCATION	4.1 Quality primary and secondary education	Share of pupils in the general secondary education institutions in the total permanent population aged 6 to 17, %	Educational Department of the LCC	100%	100%
	4.2 Access to quality care of children and pre-school education	Share of pre-school-aged children under 5 covered by the pre-school education, %	Educational Department of the LCC	78,60%	99,40%
	4.3 Access to accessible and quality technical, vocational and higher education, including universities	Quantity of students of higher educational institutions in the Lviv CTC, persons	MI City Institute	-	102738
	4.4 Technical and professional skills for employment, decent work and entrepreneurship				
	4.5 Elimination of gender and ethnic disproportion in education, including for persons with disabilities				
	4.6 Functional literacy	Average EIT score	<a href="https://report.osvita.ua">Report osvita.ua</a>	-	134,6
	4.7 Acquisition of knowledge and skills necessary for sustainable development				



Localised goal	Localised target	Indicator	Data source	Numbers as of 2015	Numbers as of 2021
 4 QUALITY EDUCATION	4.a Educational institutions that provide for the safe, non-violent, inclusive and efficient educational environment	Assessment of quality of the school educational services, 1 to 5	MI City Institute	–	3,74 (data for 2019)
	4.b Scholarships				
	4.c Qualified teachers	Assessment of competence of the school teachers, 1 to 5	MI City Institute	–	3.95 (data for 2019)
 5 GENDER EQUALITY	5.1 Discrimination				
	5.2 Violence in public and private life	Quantity of reports on domestic violence, units	National Police	–	7018
	5.3 Harmful practices <i>*not addressed</i>				
	5.4 Recognition of unpaid guardianship and house work				
	5.5 Full-scale participation of women in the society	Share of female deputies in the Lviv City Council, %	Secretariat of the Council	27%	28%
	5.6 Access to sexual and reproductive health services	Factor of child birth at the age under 20, per 1,000 women aged 15 to 19	Healthcare Department of the LCC	18,7	9,2
	5.a Equal rights of women to economic resources				
	5.b Favourable technologies to expand rights and opportunities of women				
5.c Policy and efficient legislation to promote gender equality	Availability of the gender equality plan, yes/no	MI City Institute	no	no	


Localised goal	Localised target	Indicator	Data source	Numbers as of 2015	Numbers as of 2021
 6 CLEAN WATER AND SANITATION	6.1 General access to drinking water	Quantity of incidents at water supply networks, units per km	LME «Lvivvodokanal»	2,7	2,28
	6.2 General access to modern waste water drainage systems	Quantity of incidents at waste water drainage networks, units per km	LME «Lvivvodokanal»	1,61	2,81
	6.3 Water quality				
	6.4 Water use efficiency	Water consumption per capita, m <sup>3</sup>	LME «Lvivvodokanal»	30,9	34,5
	6.5 Integrated water resource management at all levels				
	6.6 Protection and recovery of the water eco-system	Area of the water bodies accessible to residents, hectares	Environmental and Natural Resources Department of the LCC	33,72	56,65
	6.a Expansion of international cooperation to ensure quality water supply and waste water drainage				
6.b Participation of local communities in better water supply and waste water drainage management					
 7 AFFORDABLE AND CLEAN ENERGY	7.1 Diversified access to energy services	Volume of electric power consumption by the municipal institutions of the city, thousand kWh	Energy management Division of the LCC	–	16829,6
	7.2 Renewable energy				
	7.3 Growing energy efficiency				
	7.a Access to clean energy and technologies				
	7.b Sustainable energy infrastructure				


Localised goal	Localised target	Indicator	Data source	Numbers as of 2015	Numbers as of 2021
 8 DECENT WORK AND ECONOMIC GROWTH	8.1 Economic growth	Quantity of small business entities	Economic Development Department of the LCC	–	11,394 (data for 2020)
	8.2 Economic performance owing to diversification, technological upgrades and innovation	Regional GDP of the Lviv CTC per capita, USD	MI City Institute	–	23830
	8.3 Policies that support efficient activities, creation of decent work places, entrepreneurship, creativity and innovation and encourage formalisation and growth of micro, small and medium-sized enterprises	Business conditions assessment, 1 to 5	MI City Institute	–	3.25 (data for 2019)
	8.4 Efficient use of resources in consumption and production				
	8.5 Growing employment				
	8.6 Youth employment and training	Level of official employment of the youth aged 18 to 35, %	MI Lviv City Youth Centre	–	78% (data for 2019)
	8.7 Decent labour	Average salary, UAH	Economic Development Department of the LCC	3985	9,958 (data for 2019)
	8.8 Labour rights and support of creation of safe working conditions				




Localised goal	Localised target	Indicator	Data source	Numbers as of 2015	Numbers as of 2021
 8 DECENT WORK AND ECONOMIC GROWTH	8.9 Sustainable tourism	Total annual quantity of tourists in the community, persons	Tourism Department of the LCC	–	1500000
		Average daily amount of the tourist's expenditures in Lviv, EUR	Tourism Department of the LCC	–	94
		Tourist service satisfaction level, 1 to 5	Tourism Department of the LCC	–	4,4
	8.10 Access to banking, insurance and financial services				
	8.a Commercial expansion assistance				
	8.b Global youth employment strategy and implementation of the ILO Global Jobs Pact . <i>*not addressed</i>				
 9 INDUSTRY, INNOVATION AND INFRASTRUCTURE	9.1 Quality, reliable, steady and sustainable infrastructure	Share of passenger carriage by environmentally-friendly means of transport, %	City Mobility Department of the LCC	–	63%
	9.2 Inclusive and sustainable industrial development				
	9.3 Access of enterprises to financial services, value creation chains and markets				
	9.4 Modern infrastructure and sustainable industry	CO <sub>2</sub> emissions per GDP unit, tonnes	Environmental and Natural Resources Department of the LCC	498 870,278	541 701,928



Localised goal	Localised target	Indicator	Data source	Numbers as of 2015	Numbers as of 2021
	9.5 Innovation and scientific research	Quantity of patents for inventions, units per year	Ukrainian National Office for Intellectual Property and Innovation	75	58
		Rank in the Global Startup Ecosystem Report	Startup Blink	-	255
	9.a Financial, technological and technical support of sustainable and stable development of infrastructure				
	9.b Local technologies, scientific and innovation development				
	9.c Access to information and communication technologies				
	10.1 Growing income of the poorest social groups	Professional self-fulfilment index, 1 to 5	MI City Institute	3,51	3.47 (data for 2018)
	10.2 Social, political and economic inclusion	Index of well-being in the environment, 1-5	MI City Institute	3,46	3.28 (data for 2018)
	10.3 Equal opportunities and reduced inequality and discrimination	Mutual respect index, 1 to 5	MI City Institute	3,61	3.16 (data for 2018)
	10.4 Fiscal and social policy for increased equality				
	10.5 Regulation and monitoring of the global financial markets <i>*not addressed</i>				
	10.6 Representation of developing countries <i>*not addressed</i>				


Localised goal	Localised target	Indicator	Data source	Numbers as of 2015	Numbers as of 2021
	10.7 Responsible and sustainable migration policy and mobility policy				
	10.a Principle of special and differentiated attitude in accordance with the agreements of the World Trade Organisation. <i>*not addressed</i>				
	10.b International technical assistance				
	10.c Reduction of operating costs for money transfers by migrants <i>*not addressed</i>				
	11.1 Safe and accessible accommodation and principal services	Accommodation area per resident, m <sup>2</sup>	Architecture and Urbanistic Department of the LCC	20,5	26,8
		Community safety index, Numbeo ranking	Numbeo	-	58,57
		City life quality index, Numbeo ranking	Numbeo	-	121,29
	11.2 Safe, accessible and steady transport systems, safe traffic and public transport for everyone	Quantity of road accidents, units	National Police	-	3670
		Coverage of the city territory with the quality public space accessible within 500 m, %	Architecture and Urbanistic Department of the LCC	3,93%	30,08%
		Share of getting around by car, %	City Mobility Department of the LCC	-	26,00%
		Share of getting around on foot, %	City Mobility Department of the LCC	-	24,00%


Localised goal	Localised target	Indicator	Data source	Numbers as of 2015	Numbers as of 2021
 11 SUSTAINABLE CITIES AND COMMUNITIES	11.2 Safe, accessible and steady transport systems, safe traffic and public transport for everyone	Share of getting around by bicycle, %	City Mobility Department of the LCC	–	4,00%
		Share of getting around by public transport, %	City Mobility Department of the LCC	–	46,00%
	11.3 Inclusive and sustainable urbanisation and participative, complex and stable urban planning and management	Volume of the housing commissioned, general area, m <sup>2</sup> thousand	Economic Development Department of the LCC	--	638,9
	11.4 Protection of cultural and natural heritage	Quantity of the restoration works performed, units	Historical Environment Protection Department of the LCC	–	18
	11.5 Social and economic resistance to natural disasters				
	11.6 Environmental impact by the city	CO <sub>2</sub> emissions per capita, tonnes	Environmental and Natural Resources Department of the LCC	0,68	0,7
	11.7 Safe, inclusive and green public spaces				
	11.a Positive economic, social and environmental connections between city, suburban and rural areas	Area of open green zones, hectares	Environmental and Natural Resources Department of the LCC	2852	3088,6
	11.b Integrated policy and plans for inclusion, efficient use of resources, mitigation of effects of the climate change and adaptation thereto, and resistance to disasters				
	11.c Stable and solid buildings made of local materials				



Localised goal	Localised target	Indicator	Data source	Numbers as of 2015	Numbers as of 2021
 12 RESPONSIBLE CONSUMPTION AND PRODUCTION	12.1 Sustainable consumption and production models				
	12.2 Reasonable management and efficient use of natural resources	Natural gas consumption per personal account per annum, m <sup>3</sup>	RGC Lvivhas	956,96	775,35
		Water consumption per capita, m <sup>3</sup>	LME «Lvivvodokanal»	30,9	34,5
	12.3 Reduced food waste				
	12.4 Environmentally-friendly treatment of chemicals and waste and considerable reduction of air, water and soil emissions thereof				
	12.5 Reduced waste generation by prevention, reduction, recycling and reuse	Volume of solid domestic waste per capita per annum, kilograms	Waste Treatment Department of the LCC	-	361,35
		Share of recycled waste against all waste, %	Waste Treatment Department of the LCC	-	2%
	12.6 Application of sustainable development practices by companies				
	12.7 Promotion of sustainable public procurement practices				
	12.8 Awareness of sustainable development and lifestyle				
	12.a Scientific and technological potential to turn to more sustainable consumption and production models				


Localised goal	Localised target	Indicator	Data source	Numbers as of 2015	Numbers as of 2021
	12.b Tools to monitor impact of sustainable development upon tourism that creates jobs and promotes the local culture and products	Total annual quantity of tourists in the community, persons	Tourism Department of the LCC	-	1500000
	12.c More efficient use of subsidies for fossil fuels that stimulate inexpedient consumption	Quantity of households granted subsidies, units	Social Security Department of the LCC	76943	34220
	13.1 Resistance and ability to adapt to climate hazards and natural disasters	CO <sub>2</sub> emissions per capita, tonnes	Environmental and Natural Resources Department of the LCC	0,68	0,7
	13.2 Integration of climate change actions into the municipal policy, strategy and planning	Quantity of the city strategies that consider the problem of climate changes	MI City Institute	-	5
	13.3 Education, awareness raising, HR and institutional potential to mitigate effects of the climate change				
	13.a Operationalisation of the Green Climate Fund by way of its capitalisation <i>*not addressed</i>				
	13.b Efficient planning and management in connection with the climate change				
	14.1 Reduced sea contamination, namely as a result of land activities				
	14.2 Reasonable management and protection of sea and shore eco-systems <i>*not addressed</i>				
	14.3 Reduced ocean acidification by enhanced scientific cooperation <i>*not addressed</i>				

Localised goal	Localised target	Indicator	Data source	Numbers as of 2015	Numbers as of 2021
	14.4 Fishing regulation <i>*not addressed</i>				
	14.5 Preservation and management of shore and sea areas <i>*not addressed</i>				
	14.6 Cancellation of non-functional or disproportional fishing subsidies <i>*not addressed</i>				
	14.7 Economic benefits of sustainable use of sea resources <i>*not addressed</i>				
	14.a Scientific knowledge, research potential and transfer of sea technologies <i>*not addressed</i>				
	14.b Access of small home fishers to sea resources and markets <i>*not addressed</i>				
	14.c Preservation and sustainable use of oceans and their resources via implementation of international law <i>*not addressed</i>				
		Quantity of bushes and graminaceous plants planted in a year, units	Environmental and Natural Resources Department of the LCC	-	10670
		Quantity of bulbous flowers planted in a year, units	Environmental and Natural Resources Department of the LCC	-	15000
		Quantity of trees planted in a year, units	Environmental and Natural Resources Department of the LCC	1526	2649

Localised goal	Localised target	Indicator	Data source	Numbers as of 2015	Numbers as of 2021
	15.2 Sustainable management of all types of forests				
	15.3 Prevention of deforestation and recovery of degraded lands and soils				
	15.4 Preservation of mountain eco-systems <i>*not addressed</i>				
	15.5 Reduced degradation of natural habitats				
	15.6 Fair allocation of benefits of genetic resources, and assistance in adequate access to such resources <i>*not addressed</i>				
	15.7 Termination of poaching and trade in protected species of flora and fauna <i>*not addressed</i>				
	15.8 Control or destruction of invasive alien species				
	15.9 Integration of values of the eco-system and bio-diversity into planning and implementation of the policy				
	15.a Mobilisation of financial resources for preservation and sustainable use of biodiversity and eco-systems				
	15.b Mobilisation of resources to finance sustainable forest management				
	15.c Global support of anti-poaching efforts <i>*not addressed</i>				

Localised goal	Localised target	Indicator	Data source	Numbers as of 2015	Numbers as of 2021	
	16.1 Reduced level of violence and related mortality	Quantity of intentional homicides	National Police	10	16	
	16.2 Violence and torture of children	Community safety index, Numbeo ranking	Numbeo	-	58,57	
	16.3 Rule of law and equal access to justice <i>*not addressed</i>					
	16.4 Reduced illegal financial flows and flows of weapons, return of stolen assets and fight against organised crime <i>*not addressed</i>					
	16.5 Reduced corruption and bribery	City transparency index, points	Transparency International Ukraine	-	85,5	
	16.6 Efficient, accountable and transparent institutions	City accountability index, points	Transparency International Ukraine	-	33,3	
	16.7 Inclusive and representational engagement into decision making	Quantity of people voting within the public budget	City Agglomeration Department of the LCC		21,215 (data for 2016)	145573
		Local voting turnout, %	Central Election Commission		-	38.6% (local election in 2020)
	16.8 Participation in global administration institutes <i>*not addressed</i>					
	6.9 Legal identification for everyone, including birth registration <i>*not addressed</i>					

Localised goal	Localised target	Indicator	Data source	Numbers as of 2015	Numbers as of 2021
	17.1 Mobilisation of internal resources	Share of the local budget made of tax proceeds, %	Financial Policy Department of the LCC	43,9	74,5
	17.2 Official commitments to assist in development				
	17.3 Additional financial resources				
	17.4 Long-term debt stability	Local debt per capita, UAH thousand	Financial Policy Department of the LCC	279647,1	1864974,9
	17.5 Investment promotion	Volume of direct foreign investment, USD dollars	Investment and Project Department of the LCC	-	40,2
	17.6 International cooperation and exchange of experience				
	17.7 Development of environmentally-friendly technologies				
	17.5 Investment promotion	Volume of direct foreign investment, USD dollars	Investment and Project Department of the LCC	-	40,2
	17.6 International cooperation and exchange of experience				
	17.7 Development of environmentally-friendly technologies				
	17.8 & 17.9 Development of the scientific, technological and innovation potential	Quantity of patents for inventions, units per year	Ukrainian National Office for Intellectual Property and Innovation	75	58
		Quantity of patents for utility models, units per year	Ukrainian National Office for Intellectual Property and Innovation	374	170

Localised goal	Localised target	Indicator	Data source	Numbers as of 2015	Numbers as of 2021
	17.10 Open multilateral trade system <i>*not addressed</i>				
	17.11 Export	Volume of exported goods, USD dollars	Economic Development Department of the LCC	-	530
	17.12 Unlimited no-quota access to the market <i>*not addressed</i>				
	17.13 Global macroeconomic stability <i>*not addressed</i>				
	17.14 Consistency of the sustainable development policy				
	17.15 & 17.16 Global multi-lateral partnership for sustainable development				
	17.17 Public, public-private and civic partnership	Quantity of projects that can be implemented as public-private partnership, units	Economic Development Department of the LCC	-	11
	17.18 Availability of quality, relevant and reliable data	Quantity of the indicators available at the city panel, units	MI City Institute	0	74
	17.19 Measurement of progress in the field of sustainable development	Quantity of Voluntary Local Reviews, units	MI City Institute	0	0