



# VOLUNTARY LOCAL REVIEW 2022

LIGURIA REGION





## FOREWORD

This document, drawn up on a voluntary basis, contains an analysis of the Sustainable Development Goals (SDGs) for the territory of Liguria, intended as a monitoring tool for their implementation at a regional level, also in coherence with other planning tools. The SDGs localisation process allows local authorities to identify their own priorities and territorial specificities.

The declination of the Sustainable Development Goals is linked with a participatory process involving citizens and local stakeholders and a coherence analysis of existing policies as a basis for policy design, in order to also become a strategic planning tool.

The local and regional levels play a central role as drivers of sustainable human development. The interaction between the two levels also favours the creation of bottom-up mechanisms for the implementation of objectives.

The Liguria Region's Voluntary Local Review includes:

- the definition of the governance process that led to the selection of Sustainable Development Goals and indicators for monitoring regional needs
- the various analyses of coherence between existing development plans and strategies to foster horizontal and vertical alignment, to strengthen the interaction of resources, skills and knowledge between different levels and sectors. Policy coherence also includes financial planning, with the Regional Economic and Financial Document, in order to establish clear priorities that can orient strategic planning and budget choices towards the SDGs
- the participation of local authorities and the involvement and empowerment of local communities through the activation of Regional Environmental and Sustainability Education Centres (CEAS)
- the implementation of the Sustainable Development Goals on the basis of thematic synergies, such as climate change adaptation and the circular economy.



# Table of contents

- FOREWORD .....2
- Introduction.....4
- Liguria Region overview ..... 5
- Positioning of Liguria Region with respect to the Goals of the 2030 Agenda .....8
- The regional sustainable development strategy: governance, objectives, and indicators ..... 10
  - 2.1 Governance..... 10
  - 2.2 Objectives..... 12
  - 2.2 Indicators ..... 14
- Coordination between Regional Programming Instruments..... 17
  - 3.1 Coherence between regional policies and with main national policies ..... 19
  - 3.2 Coherence between the information system to support the Programming - Budget - Control (PBC) cycle and the RSDS..... 20
  - 3.3 Coherence between the RP ERDF 2021-2027 and the RSDS..... 20
  - 3.4 Coherence between the Integrated Activity and Organisation Plan and the RSDS ..... 21
- Participation & engagement of local stakeholders..... 22
- Future perspectives..... 26
- Bibliography and web sites ..... 28



## Introduction

In 2015, the governments of the UN member states signed the **2030 Agenda** for Sustainable Development, the action programme for people, planet and prosperity, structured in five areas: People, Planet, Prosperity, Peace and Partnership.

The first step to declining the Agenda's principles and objectives at the national level, with a system of strategic choices, declined in national strategic objectives, specific to the Italian reality, was the approval of the **National Sustainable Development Strategy (NSDS)**, a reference document for all sectoral and territorial policies in Italy until 2030, whether they deal with the environment, society or economy.

As provided for in Article 34 of Legislative Decree No. 152 of 2006, the Regions, following the approval of the NSDS, were called upon to provide themselves with an overall sustainable development strategy that is coherent and defines the contribution to the realisation of the objectives of the national strategy, identifying the instruments, priorities, and actions that they intend to undertake.

In 2018, Regione Liguria carried out an initial reconnaissance of the instruments activated to define the objectives of the Regional Strategy for Sustainable Development, in line with the sustainable development objectives defined at a national level. This reconnaissance was updated in 2020. The results of the reconnaissance were cross-referenced with those of the territorial reconnaissance carried out by the Environmental and Sustainability Education Centres in order to identify the sustainable development objectives pursued at the regional level.

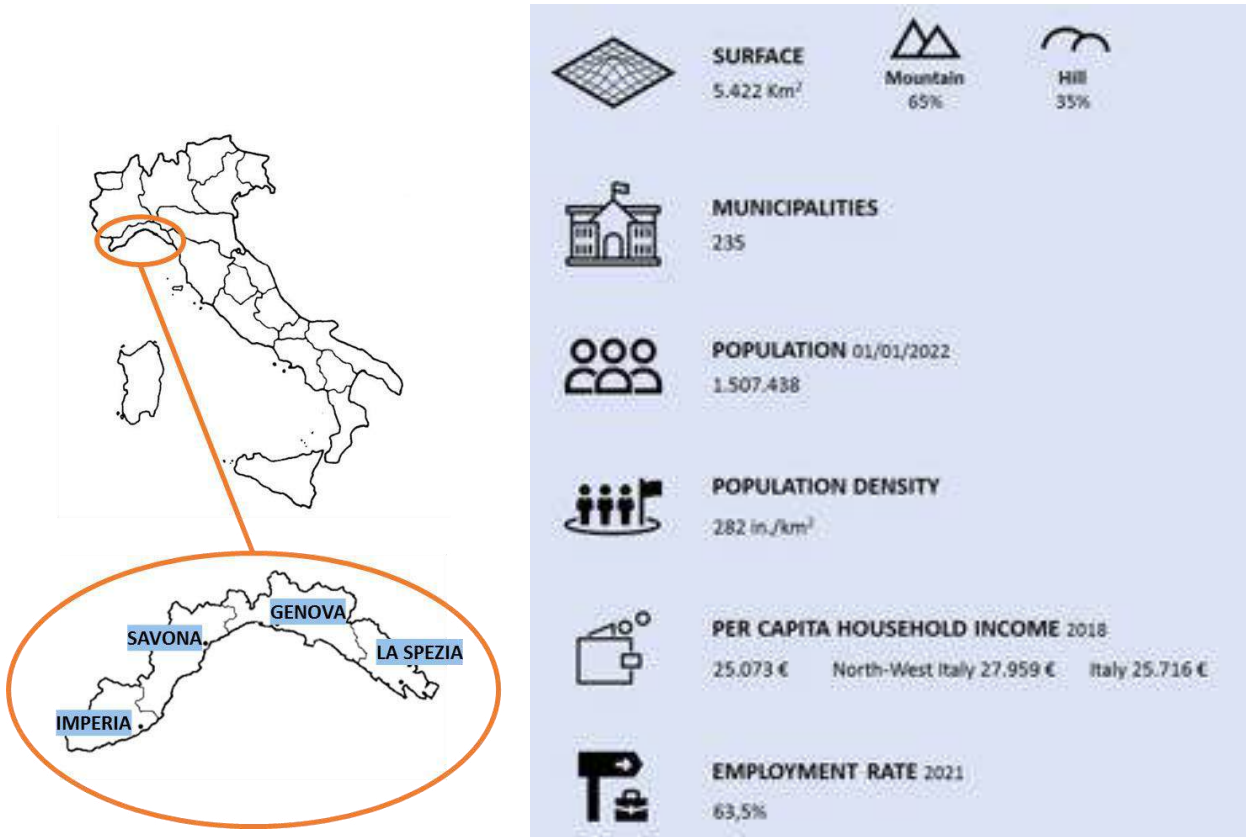
Once the strategic objectives had been identified, indicators were selected from those available in the ISTAT-Sistan SDGs Information System and those for monitoring equitable and sustainable wellbeing, subsequently supplemented with indicators from other national and regional institutional sources

Following the first Regional Sustainable Development Forum held on 10 December 2020, the Regional Council approved the final documentation of the **Regional Sustainable Development Strategy (RSDS)** with Resolution no. 60 of 29 January 2021.

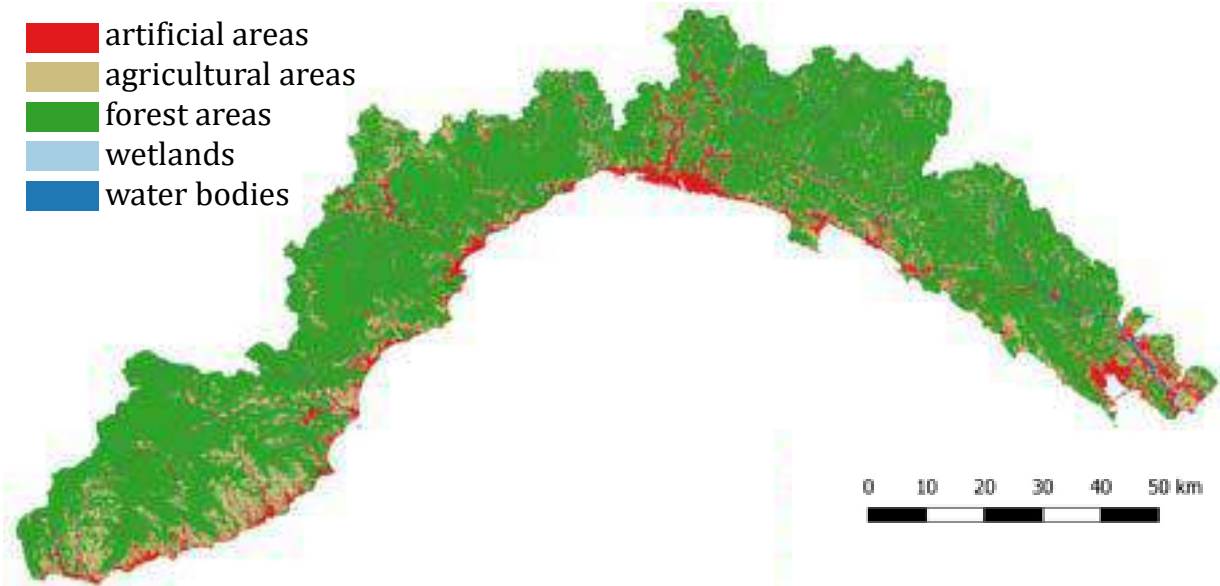


# Liguria Region overview


The region of Liguria consists of 235 municipalities and covers an area of 5422 square kilometres, with a population of just more than one and a half million inhabitants.



Its geographical position close to the sea, its deep waters and the conformation of its coasts have historically made the Liguria Region an important commercial port: a place of exchange of goods, people and ideas, within international dynamics. Land use in Liguria is shown in the following map.



The identity of the Region is defined through its strengths and characterizing sectors: the economy of the sea, tourism, Life sciences, Research & innovation and Smart technologies.



### **BLUE ECONOMY**

The close relationship with the sea represents a strategic element for the Ligurian economy: blue economy sector includes **marine environment protection, naval supply chain** (construction, service, refitting), and **harbour system** (logistics, safety, controls, integrated logistics) which, altogether, represents 2% of the national GDP.

With 2,7 million TEUs in container traffic, total traffic of 68,1 million tons and 2,5 million passengers in 2019, the **Port of Genoa** (comprising four different ports distributed throughout the region and handled by a sole managing authority) is the **major Italian harbour** and among the biggest ones in the Mediterranean, managing major gateways for goods directed to northern Europe.

Blue economy in Liguria Region comprises **115 firms and 2.100 employees**, which allowed the development of **highly specialised, innovative and competitive supply** chains around large industrial groups in the fields of shipbuilding and ship repair: Liguria Region ranks 1st in the field of shipyard activities, and 2nd in terms of ship/boat building, port activities, maritime transport, and ship owning.



### **LIFE SCIENCE**

Life Sciences is a broad concept: it includes technologies, products, and services for the healthcare sector, development and production of medicines, dietary supplements, and in-vitro diagnostic devices, as well as technologies, equipment, and systems in support of health and the quality of life, for disabilities and fragility, and aimed to prevention, education, screening, diagnosis, therapy, assistance, rehabilitation and management of sanitary facilities and systems.

Life sciences has high social value, and the offer of high quality and high-tech products and services has immediate repercussions on the citizens' health and wellbeing. Such a sector is all the more strategic in a region characterized by a **demographic trend of aging**, with the highest average age data in Italy (48.7 vs 45.4 in 2019) - to cope with these dynamics, Liguria Region is a **Reference Site for the European Innovation Partnership on Active and Healthy Ageing (EIP-AHA)**.

The sector is strategic also in terms of economic and employment potential: health-related activities involve 3.500 firms and 15.000 workers, including the biggest paediatric hospital in northern Italy (IRCSS Gianna Gaslini).

Taking into account the characteristics and needs of its territory, Regione Liguria has identified the following sub-areas of specialization: Technologies for regenerative, predictive, and personalized medicine, Diagnostic platforms, Technologies for rehabilitation, assistance, integration, and education, and Technologies and methods of using Big Data in healthcare.




### **TOURISM & LEISURE**

Liguria Region offers a range of touristic and leisure opportunities that make it unique: **cultural and artistic, naturalistic and environmental heritage, food and wine**, each category boasts local excellence and uniqueness **able to satisfy the preferences of all travellers**.

The tourism sector has **developed and grown considerably** over the past years (except for the anomaly due to covid-19), recording 9 million tourists in 2019, reaching peaks in summertime.

Liguria has over 4.000 accommodation facilities, over 150.000 sleeping places, and approximately 50.000 workers in the tourism sector, which accounts for **10,2% of the regional GDP**, 11% of domestic consumption, and brings into the regional territory **over 15 million visitors per year**, 39% of which from abroad.



### RESEARCH & INNOVATION

The regional research & innovation context can count on a **consolidated network of specialized entities**: the Italian Institute of Technology, 15 university Departments, 5 Research & Innovation Centres working on the Regional Smart Specialisation Strategy priorities, 8 NRC institutes, the Scientific and Technological Park “Erzelli” and the IRCSSs “San Martino and Gianna Gaslini”.

Also, thanks to the activity of these organizations, Liguria Region records **positive data and trends** related to productive specialization in high-technology sectors, the incidence of high-tech export, the employees (5,7 out 1.000 inhabitants in 2019) and expenditure (1,46% GDP in 2019) in R&D, SMEs introducing product/process innovations (43,5% in 2019), and the high propensity to continuing education of the workforce employed in such fields. Some criticisms still affect the registration of patents, trademarks, and models, and the level of employment in the fields of mid-tech and high-tech industrial sectors and in knowledge-intensive services.

Liguria is the **1st Italian region in terms of mid-tech and high-tech industrial exports**. It is above the national average and in line with the European one in terms of **public expenditure on research and development** (which corresponds to 0,6% of the regional GDP). Private expenditure in R&D, instead, is in line with national values, but significantly below the European average.

Liguria Region according to the Regional Innovation Scoreboard (RIS 2021) data places among the **Moderate innovators**, in **12th place among the 21 Italian regions**.



### SMART TECHNOLOGIES

With 8.000 firms and 51.000 employees in this sector, the region devotes **significant resources** to the fields of Safety & Security, Smart Mobility, Smart Energy, and Factories for the Future.

In particular, the topic of **Smart Mobility**, and more generally the sustainability and efficiency of goods and people transport systems, is **one of the key points of the broader concept of “Smart Society”** and comprises various interacting sectors, such as the private and public people mobility, within-city and broader goods transport.

Moreover, Regione Liguria prioritizes the issue of **Smart Energy**, leveraging on the local availability of **industrial entities with great technological skills** in the energetic sector, **thermal power stations** with a growing need to lower the environmental impact, and **new technological and productive capacities** in the field of smart energy distribution. Within the context of Smart energy, the region features consolidated skills in the industrial and academic fields regarding the optimization of combustion processes and the rationalization of productive cycles with an aim to improve their energy efficiency, through the generation of energy from renewable sources, the development of smart grids and the energy efficiency of buildings.

# 1

## Positioning of Liguria Region with respect to the Goals of the 2030 Agenda

The **Italian Alliance for Sustainable Development** (ASviS) periodically develops **composite indicators** that measure the progress of Italy, its regions, provinces, and metropolitan cities **towards the SDGs**.

In April 2020, Regione Liguria signed a memorandum of understanding with ASviS for the purpose of collaboration in promoting the principles of the 2030 Agenda and defining the Regional Strategy for Sustainable Development.

It is summarised below the **positioning of the Liguria Region and its objectives, with respect to the 17 Sustainable Development set by the UN 2030 Agenda**. This work is the result of the collaboration experience between the ASviS and Regione Liguria.

The positioning of the Region in relation to the UN Agenda 2030 is **made starting from 105 elementary indicators**, mostly produced by the National Statistical System (SISTAN, ISTAT) and sources whose validity has been carefully analysed.

For the elaboration of the composite indicators, the ASviS uses the methodology of the Adjusted Mazziotta-Pareto Index (AMPI) also adopted by ISTAT<sup>1</sup> to build similar indicators on equitable and sustainable well-being. This methodology has been applied for the calculation of almost all SDGs<sup>2</sup>. If the trend of a composite index is improving, this does not necessarily mean that the region will reach the Goals in 2030, but simply that it is moving in the right direction.



Analysing the trends observed between 2010 and 2019, it appears that Liguria is improving in 5 Objectives: sustainable food and agriculture, health, education, innovation, sustainable production, and consumption models. For 6 objectives, however, the situation is worsening: poverty, energy system, economic and employment conditions, inequalities, terrestrial ecosystem, and solid justice and institutions, while for the remaining 3 (gender equality, water, and conditions of the cities) the condition appears substantially unchanged.

---

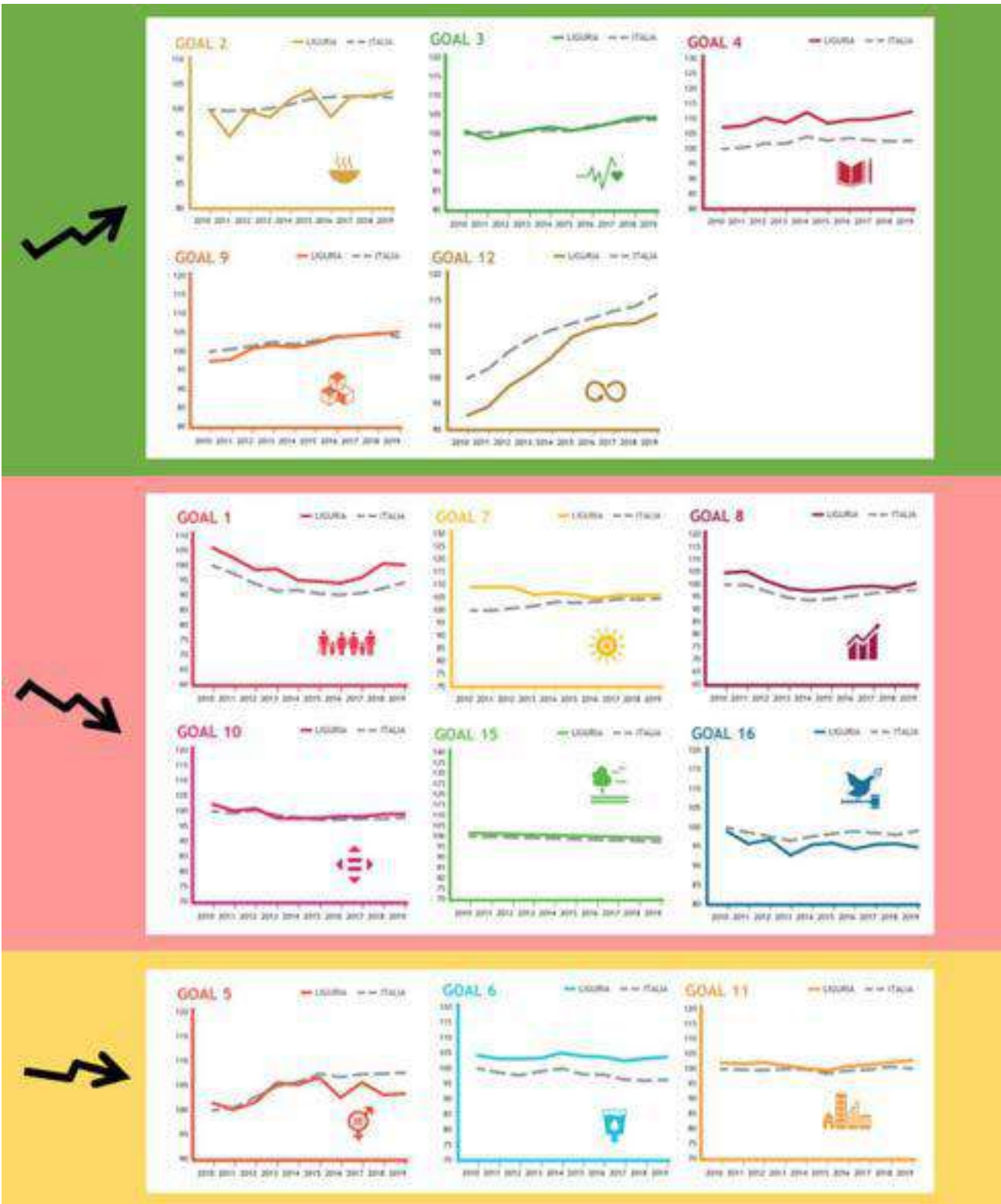
<sup>1</sup> Italian National Institute of Statistics

<sup>2</sup> For Goal 13, Goal 14, and Goal 17 it was not possible, due to the lack of data at the regional level.





REGIONE LIGURIA



# 2

## The regional sustainable development strategy: governance, objectives, and indicators

### 2.1 Governance

An interdepartmental working group was set up in July 2017 with the following objectives:

- to develop the contents of the regional sustainable development strategy, through the following activities
  - identification in the various areas of competence of the instruments and activities that can contribute to achieving the objectives of the National Strategies
  - involvement of local authorities and all stakeholders, through appropriate participative and informative methods
  - definition of regional-scale objectives, instruments, and actions, in coherence with the UN 2030 Agenda and the objectives identified by the National Sustainable Development Strategy
- monitoring the implementation of the regional strategy and contributing to the monitoring of the national strategy

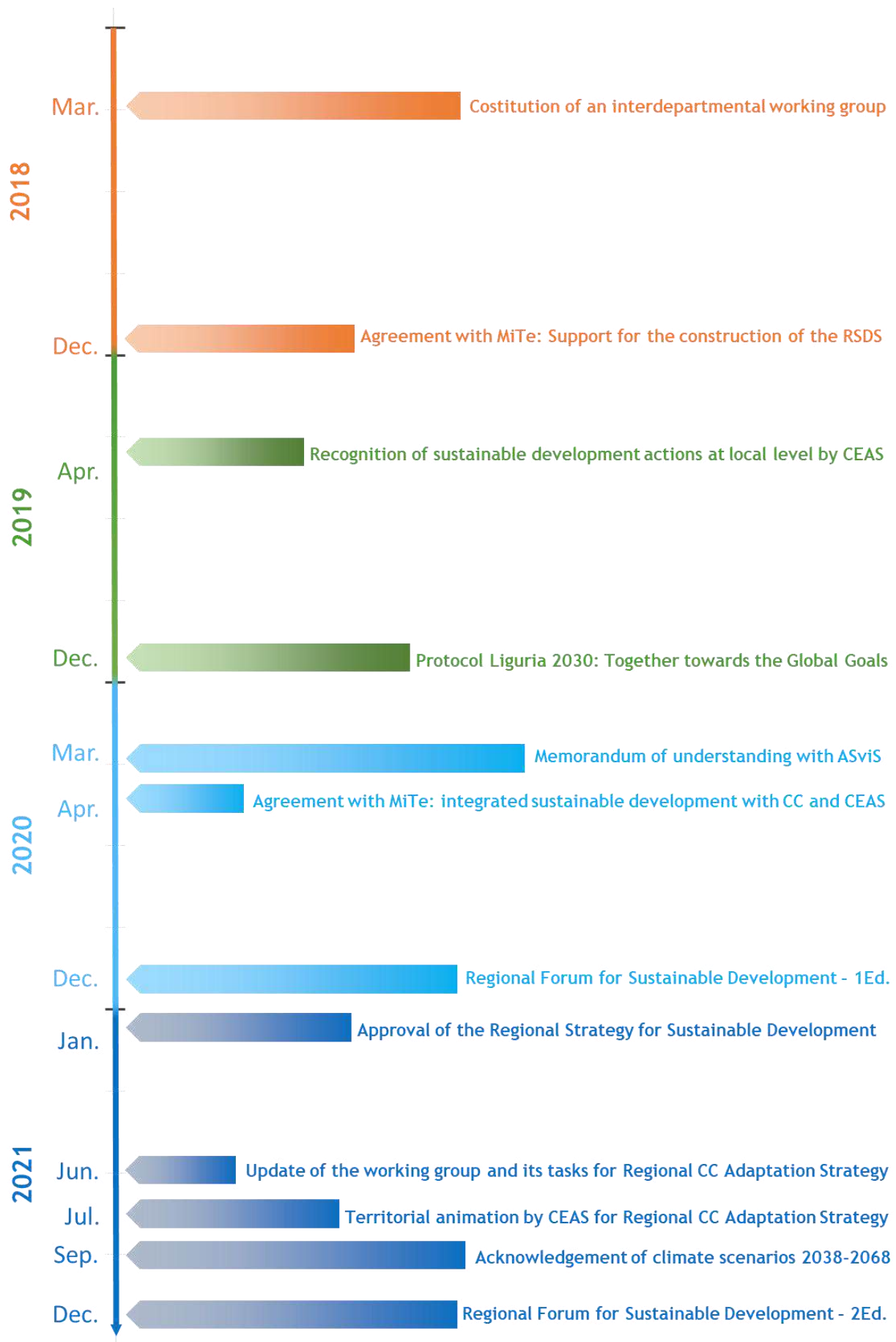
This working group was expanded in June 2021 to include representatives from all Regional Central Directorate/Departments and is coordinated by the Environmental Impact Assessment and Sustainable Development Sector.

From January 2019, the Centres for Environmental and Sustainability Education (CEAS) are involved to support the construction of the regional strategy and the involvement of civil society and local governments.

In addition, the Liguria Region has signed specific cooperation agreements with the Italian Minister for Ecological Transition (MiTe, formerly MATTM) for the support, including financial resources, to the activities necessary for the elaboration of the RSDS. Moreover, the Liguria Region is part of the permanent round table between the State and the Regions that facilitates the connection and harmonisation of processes between the different territorial levels.

In this regard, Regione Liguria participates in of the CREIAMO PA Project "Skills and networks for environmental integration and for the improvement of public administration organisations".

The main steps of the sustainable development process in Liguria are depicted in the following timeline.



## 2.2 Objectives


In order to **define the regional policies' contribution to the implementation of the National Sustainable Development Strategy (NSDS)**, a survey has been carried out aiming at identifying the main tools activated by the Liguria Region and the enlarged regional sector, in the various areas of competence (referring to the 2014-2020 programming period), **able to contribute to the achievement of the National Strategy objectives** (DGR 1061/2018).

The tools which have been investigated with the support of the interdepartmental Working Group include both regional regulations, Plans, and Programs (activated or planned), with the related specific action lines.

Considering the resulting instruments, a first selection of regional strategic objectives was approved with DGR 957/2019 and starting from the 88 objectives included in the NSDS, linked with a first set of indicators and with the Mission and Program objectives of the Regional Economic and Financial Document.

At the regional level, **PEOPLE, PLANET, PROSPERITY** and, in a more limited form, **PEACE** have been identified as **priority action Areas**. The **PARTNERSHIP** area of the National Strategy concerning international cooperation actions was excluded because falling under the competence of the Ministry of Foreign Affairs.

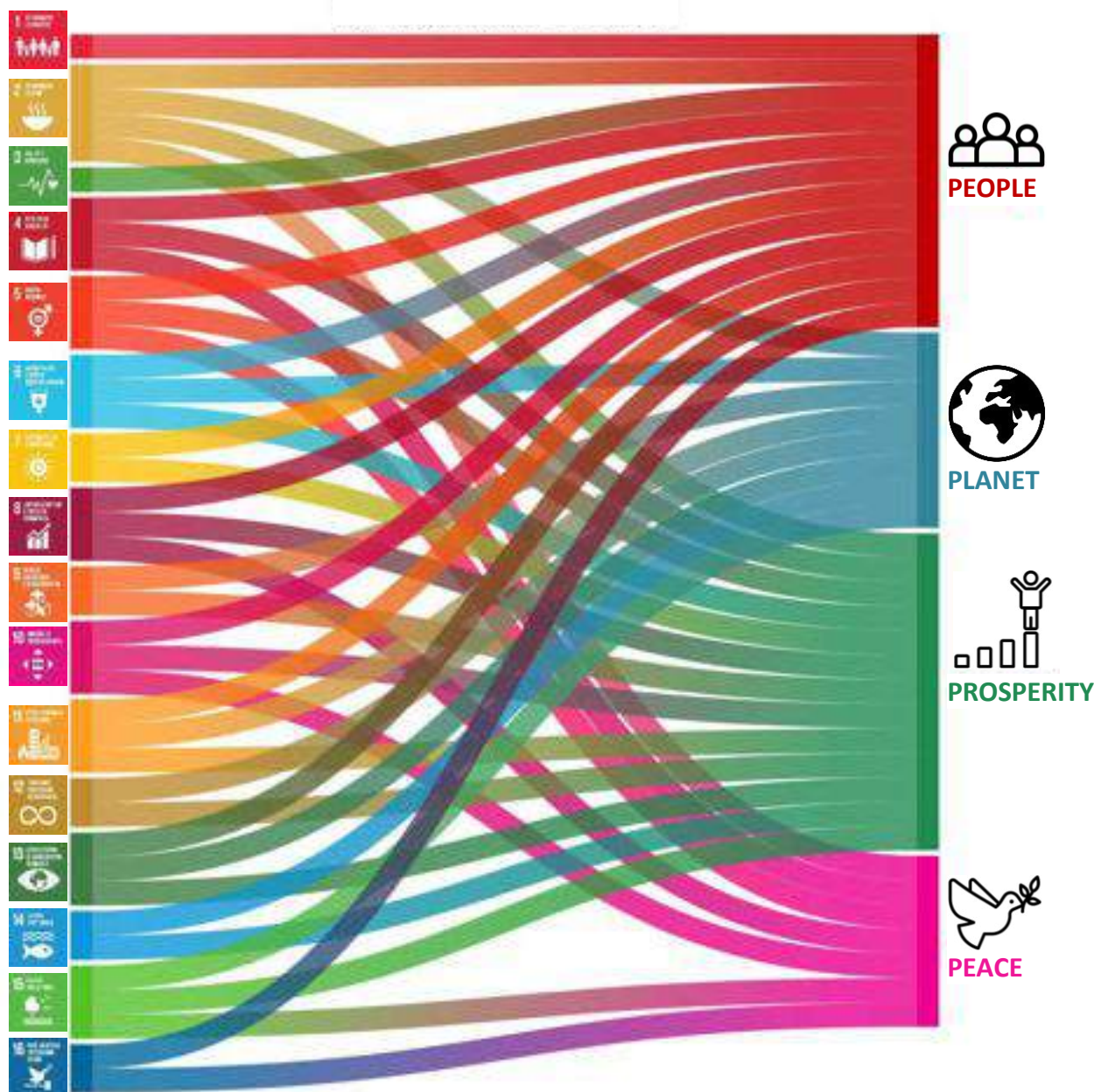
The final selection of the objectives of regional interest relates the relative implementation tools initially identified to strategic objectives of the other aforementioned 4 Areas, for a total of **49 strategic objectives** (DGR 60/2021).



 <b>PEOPLE</b>	<b>1</b>	I.1 Reduce the poverty intensity
	<b>2</b>	I.2 Combat material and food deprivation
	<b>3</b>	I.3 Reduce housing discomfort
	<b>4</b>	II.1 Reduce unemployment for the population's weakest groups
	<b>5</b>	II.2 Ensure the social protection and welfare system full-functioning
	<b>6</b>	II.3 Reduce the school dropout rate and improve the education system
	<b>7</b>	II.4 Fighting deviance through prevention and social integration of those at risk
	<b>8</b>	III.1 Decrease the exposure to environmental and anthropogenic risk factors
	<b>9</b>	III.2 Promote healthy lifestyles and strengthen prevention systems
	<b>10</b>	III.3 Ensure access to effective health and care services, counteracting territorial gaps
 <b>PLANET</b>	<b>11</b>	I.1 Safeguard the conservation status of species and ecosystems habitats
	<b>12</b>	I.2 Stop the spread of invasive alien species
	<b>13</b>	I.3 Increase the land and sea protected area and ensure effective management
	<b>14</b>	I.4 Protect and restore genetic resources and natural ecosystems
	<b>15</b>	I.5 Integrate the value of natural capital into plans, policies, and accounting systems
	<b>16</b>	II.1 Maintain the seas vitality and prevent impacts on marine and coastal environment
	<b>17</b>	II.2 Stop land consumption and fight desertification
	<b>18</b>	II.3 Minimize pollutant loads in soils, water bodies, and aquifers
	<b>19</b>	II.4 Implement integrated water management at all planning levels
	<b>20</b>	II.5 Maximize water efficiency and adapt withdrawals to water scarcity
	<b>21</b>	II.6 Minimize emissions and reduce polluting concentrations in the atmosphere
	<b>22</b>	II.7 Ensure the sustainable management of forests and fight their abandonment
	<b>23</b>	III.1 Prevent natural and anthropogenic risks and strengthen the resilience capacities
	<b>24</b>	III.2 Ensure the high environmental performance of buildings and infrastructures
	<b>25</b>	III.3 Regenerate cities, ensure accessibility and the sustainability of connections
	<b>26</b>	III.4 Ensure the restoration of ecosystems and foster urban/rural connections
	<b>27</b>	III.5 Ensure the development of potential and care of territories and cultural heritage
 <b>PROSPERITY</b>	<b>28</b>	I.1 Increase investment in research & development
	<b>29</b>	I.2 Implement the digital agenda and enhance the deployment of smart grids
	<b>30</b>	I.3 Innovate processes and products and promote technology transfer
	<b>31</b>	II.1 Ensure accessibility, quality, and continuity of training
	<b>32</b>	II.2 Increase sustainable and quality employment
	<b>33</b>	III.1 Dematerialize the economy, and promote circular economy mechanisms
	<b>34</b>	III.2 Promote environmental taxation
	<b>35</b>	III.4 Promote social & environmental responsibility in businesses and administrations
	<b>36</b>	III.5 Abate waste production and promote the secondary raw materials market
	<b>37</b>	III.6 Promote demand and increase the supply of sustainable tourism
<b>38</b>	III.7 Ensure the sustainability of agriculture and forestry along the entire supply chain	
<b>39</b>	III.8 Ensure the sustainability of aquaculture and fishing along the entire supply chain	
<b>40</b>	III.9 Promote Italian excellence	
 <b>PEACE</b>	<b>41</b>	IV.1 Increase energy efficiency and by avoiding/reducing impacts on cultural heritage
	<b>42</b>	IV.2 Increase the sustainable mobility of people and goods
	<b>43</b>	IV.3 Reduce greenhouse gas emissions in non-ETS sectors
	<b>44</b>	I.1 Prevent violence against women & children and ensure fair assistance to victims
	<b>45</b>	I.2 Ensure the inclusion of ethnic and religious minorities
	<b>46</b>	II.2 Ensure gender equality
	<b>47</b>	II.3 Fight all discrimination and promote respect for diversity
	<b>48</b>	III.1 Intensify the fight against crime
	<b>49</b>	III.2 Fight corruption and extortion in the public system

**TAB. 2 – Priority areas and strategic objectives**

The connection of the Areas taken into consideration in the Regional Strategy (and the choices and objectives associated with them) with the Goals of 2030 the Agenda is complex and articulated, as shown below (Figure 1).



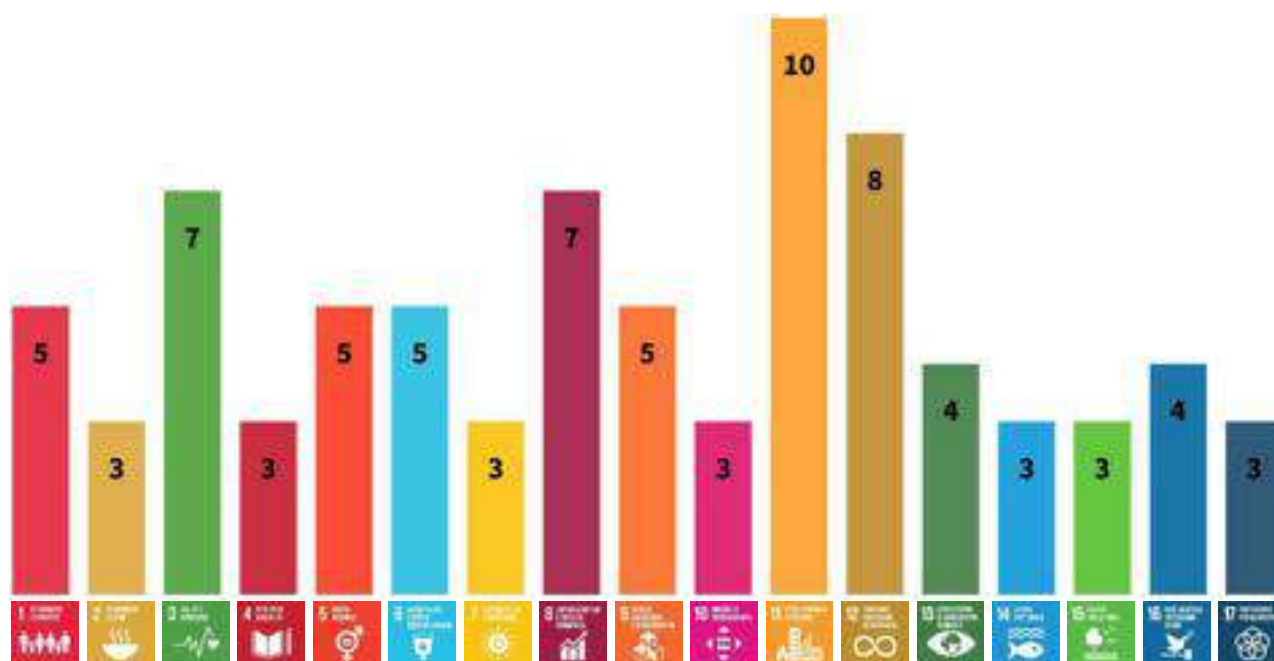
*Figure 1 - Connection between the 4P and the Goals of the 2030 Agenda*

## 2.2 Indicators

The United Nations Statistical Commission has set up the Inter-Agency Expert Group on SDG (IAEG-SDGs) to define a **shared statistical framework useful for monitoring and assessing progress toward the objectives of the 2030 Agenda**. The UN-IAEG-SDGs indicators for monitoring the 17 Sustainable Development Goals constitute a **complex system in continuous evolution**: it includes both **consolidated indicators** available for most countries and **indicators not yet defined in all details** at the international level.

To monitor the objectives of the Regional Strategy, 70 ISTAT-SISTAN SDGs indicators populated for Liguria were used, some of which were repeated in correspondence with several strategic objectives.


The following figure (Figure 2) shows the number of used indicators associated with each of the 17 Goals of the 2030 Agenda.



**Figure 2 - Number of used indicators associated with each of the 17 Goals of the Agenda 2030 (last update: June 2020)**

In summary, the reference framework for the selected indicators consists of 111 indicators, distributed as follows:

- 36 indicators proposed by the Working Table on Indicators for the implementation of the NSDS
- 38 additional BES indicators and/or ISTAT-SISTAN SDGs
- 3 ISTAT indicators
- 25 indicators already monitored by the regional Sectors or proposed by the Regional Working Group
- 9 indicators from other institution sources (Italian Institute for Environmental Protection and Research, Ministry of Agriculture, Food and Forestry and others).



Monitoring based on 111 indicators from different databases.

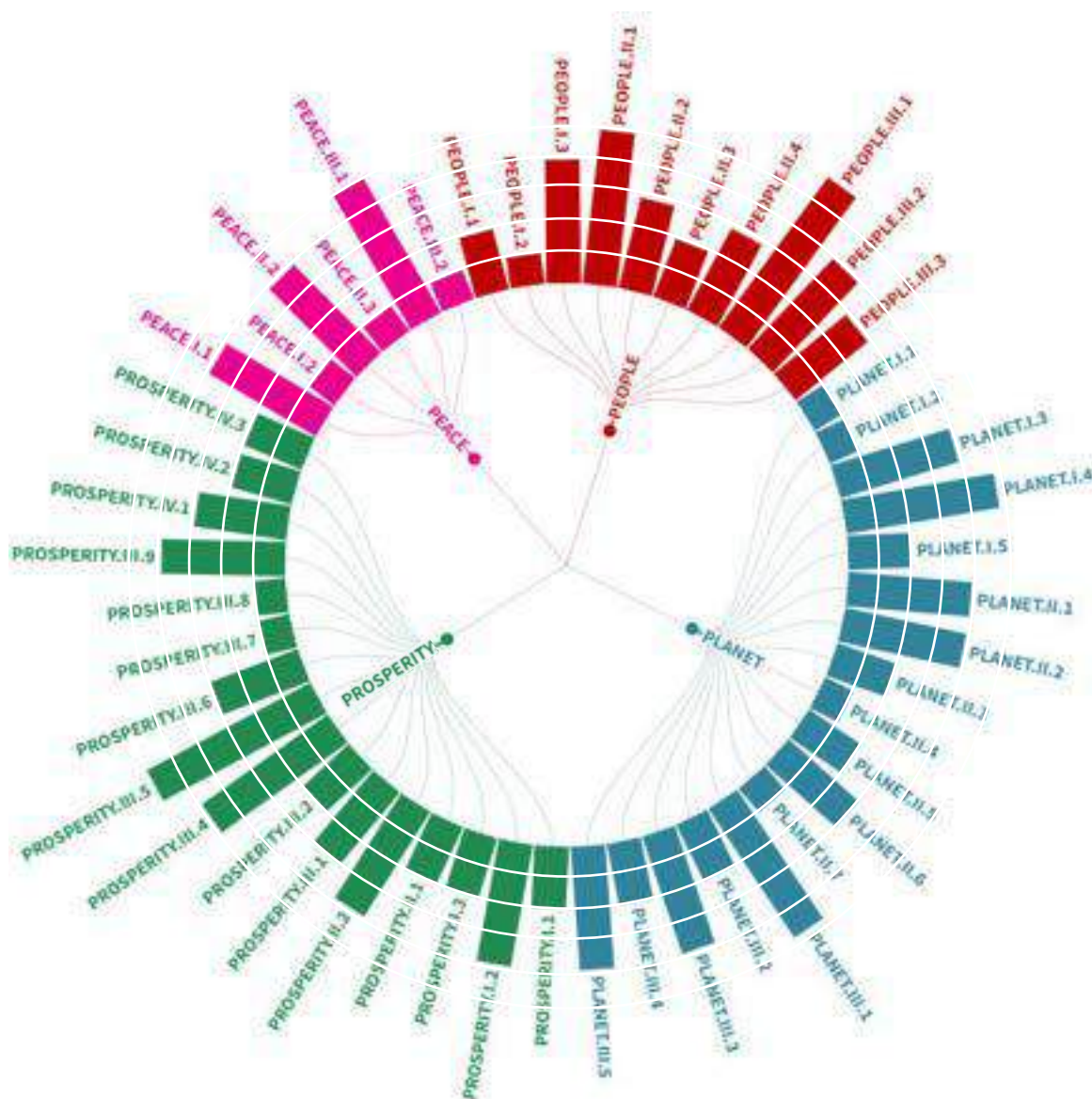
9 of the 12 indicators monitoring fair and sustainable well-being, included in the national economic and financial document, are included in the set of indicators of the regional sustainable development strategy.

Each indicator is defined by its **characteristics**:

- **name**; obviously, in the case of indicators present in existing sets, the wording conforms to the one already in use
- **nature**, or if the indicator is BES (BES12) and / or SDGs
- **source**, that is, its database of origin
- whether or not they belong to the set proposed by the Working Table on Indicators for the implementation of the NSDS

- **measurement unit** of the numerical value
- **latest data available for Liguria**, and where available for Northern Italy (or, as a second choice, the North-West) and the national value, for comparison
- **year** (or period) relating to the last data
- **reference target for 2030** (where available); the target value was identified mainly on the basis of the reference regulations or set objectives. These regulations and objectives can be at a regional, national or supranational level. In some cases, when the target is not indicated by legislation, we proceeded to insert the best value among the Italian regions (best Italian performer) or the best among France, Germany, Spain and the United Kingdom (best European performer). Furthermore, where the Targets defined by the institutional levels for 2020 are not achieved, the Targets have been moved to 2030.

Each objective of the Regional Strategy is monitored by 1 indicator up to a maximum of 6 indicators; some indicators are repeated in correspondence with several Strategic Objectives (Figure 3).



**Figure 3 - Graphic representation of the number of indicators for each strategic objective of the 4Ps taken into consideration by the Regional Strategy. The length of the bars is proportional to the number of indicators, from 1 to 6.**



# 3

## Coordination between Regional Programming Instruments

The endeavour to make policies on several vertical - European, national, regional and sub-regional - and horizontal levels acting on a territory coherent aims at full cooperation and integration in the management of different issues and an optimised use of financial resources.

The Liguria Region participated in the coaching organised by MiTe (formerly MATTM) within the CREIAMO PA project - intervention line LQS1 "Environmental Assessments - Actions to improve the efficacy of SEA and EIA processes for programmes, plans and projects", during which an experiment on the construction of planning sustainability was launched. The main Plans and Programmes, whether subject to SEA or not, at the regional, provincial and municipal level were analysed to assess their relevance for achieving sustainability objectives.

The 25 Plans and/or Programmes listed below were included in the analysis:

No.	Name Plan/Program	IT acronym
1	Regional Programme European Regional Development Fund	PR FESR
2	Rural Development Programme	PSR
3	Hydrogeological Structure Plan	PAI
4	Flood Risk Management Plan	PGRA
5	Regional Territorial Plan	PTR
6	Regional Landscape Plan	
7	Regional Integrated Infrastructure, Mobility and Transport Plan	PRIIMT
8	Regional Plan for Air Quality Remediation and Protection and Greenhouse Gas Reduction and Air Quality Remediation Measures (DGR. 941/2018)	PRQA
9	Regional Water Protection Plan	PTA
10	Regional Environmental Energy Plan	PEAR
11	Regional Waste Management and Remediation Plan	PRGR
12	Regional Territorial Plan for Quarry Activities	PTRAC
13	Regional Forestry Programme	PFR
14	Wildlife and hunting plan	
15	Park Plan	
16	Municipal General Regulatory Plans	
17	Territorial Plan for Coastal Coordination	PTCC
18	Territorial Plan for Landscape Coordination	PTCP
19	Plan for the Protection of the Marine and Coastal Environment	PTAMC
20	Operational Programme European Maritime, Fisheries and Aquaculture Fund	PO FEAMPA
21	Three-year Green Procurement Action Plan	
22	Regional Prevention Plan	
23	Regional Programme European Social Fund	PR FSE
24	Interreg V-A Programme	
25	Special Areas of Conservation Management Plans	

For these, a level of consistency was indicated among the following: 1 low relevance, 2 medium relevance, 3 high relevance.

	No. Plan/Program																								
	1	2	3	4	5	6	7	8	9	10	11	12	13	14	15	16	17	18	19	20	21	22	23	24	25
PEOPLE.I.1																									
PEOPLE.I.2																							2		
PEOPLE.I.3	1									1															
PEOPLE.II.1	3	2									1									2	1			3	
PEOPLE.II.2	1																							2	
PEOPLE.II.3																								3	
PEOPLE.II.4	1												1												
PEOPLE.III.1	3	3	3	3			1	3	3		2	2	2		2				3		2	3		3	2
PEOPLE.III.2								3					1		1						2	3			2
PEOPLE.III.3	2																					2		1	
PLANET.I.1	1	3							3		2	2	2	2	3				3	3	1			3	3
PLANET.I.2									2				2		3				1				2	2	
PLANET.I.3	1	3							2				2	3	3				3						3
PLANET.I.4		3			1	1			3				1	2	2				1	3	2				3
PLANET.I.5		1			2	3			3				3	3	3	2	2	2			3				3
PLANET.II.1	1		1	1					3		1								3	2	2				3
PLANET.II.2	1	1	1		3	3			2			2	1		3	2	1	2	3		2				3
PLANET.II.3	2	3			1	1			3		2				3				2		1				3
PLANET.II.4		1							3						1				2						3
PLANET.II.5	1	2							3			1							1		1				2
PLANET.II.6	3	2			1		3	3	1	2	2	1	1			1					2			3	3
PLANET.II.7		3			2	2			1				3		3	1								3	3
PLANET.III.1	3	3	3	3	3		3		1		1	2	2	1	3	3			3		1			3	3
PLANET.III.2	3	1			3				3				1			3			1		2				
PLANET.III.3	3				3		3									3			1		2				
PLANET.III.4		1			2	2						1	1	3	3	1		2	1		1				3
PLANET.III.5	2	3	1	1	2	3			1		1	2	3	3	3	3		3	1		1			3	3
PROSPERITY.I.1	3	3	1	1									1							2					1
PROSPERITY.I.2	3	3		2			2			2												1			
PROSPERITY.I.3	3	3									1		1		1						3			3	
PROSPERITY.II.1	1	3		1									2							2	1		3		
PROSPERITY.II.2	2	1			1					1	1		2		3					2		2	3		
PROSPERITY.III.1	1	2									2	2	1		3						3			1	1
PROSPERITY.III.2											1										1				2
PROSPERITY.III.4	2	2	1	1					1		1		1		3						3				2
PROSPERITY.III.5	1	2									3	2									2	2			1
PROSPERITY.III.6	2	3			1		3		1		1		1		3				1	2				3	2
PROSPERITY.III.7		3							1				3		2										3
PROSPERITY.III.8									1										1	3				2	3
PROSPERITY.III.9		3			1								1		2							1			
PROSPERITY.IV.1	3	3			1			1	2	3	1	1	2		1							2			
PROSPERITY.IV.2	2	1			2		3	3		1					1	2					1			3	
PROSPERITY.IV.3	3	2					3	1		3	1											1			
PEACE.I.1	1																							2	
PEACE.I.2	1																								
PEACE.II.2	1	1																			1				
PEACE.II.3	1	1																			1				
PEACE.III.1	1																								
PEACE.III.2	1																								

### 3.1 Coherence between regional policies and with main national policies

One of the main tasks of the regional administration is to adopt a programming, in coherence with local authorities, the state and the European Union, defining objectives, criteria and modalities of its action, respecting the principle of subsidiarity. For this reason, it is necessary to coordinate and link the regional policies with European and national programming in a coherent manner to respond effectively to the needs of the community and to pursue the social and economic development of the Ligurian territory.

The identification of a strategic directive for the regional administration is the first step towards the definition of a regional strategy that is integrated with the European and national directives and for a functional reorganisation of the regional programming instruments.

The Regional Strategy for Sustainable Development approved with DGR 60/2021 identifies and declines the strategic objectives with respect to the socio-economic context of the Liguria Region.

The Interdepartmental working group composed of the Vice Direction General for the Presidency, the Central Organisation Direction, the Central Finance, Budget and Control Direction and the Environment and Civil Protection Department highlighted the connection between the objectives for sustainable development and the different programming instruments at European, national and regional level in relation to the areas of competence of the Regional Executive and identify specific indicators and targets associated with the respective objectives (DGR 1260/2021).

The objectives of the regional sustainable development strategy have been linked to the policy objectives of the Regional Program 2021-2027 funded by European Regional Development Fund, the National Reform Programme (NRP), the missions of the National Recovery and Resilience Plan (NRRP), the budget missions, the specific objectives of the Regional Economic and Financial Document (REFD) 2022-2024, the programmatic lines of the regional government programme and the Growth Act.

The following diagram shows an example of links between the different programming instruments and the objectives of the sustainable development strategy for an area of competence of the regional executive.



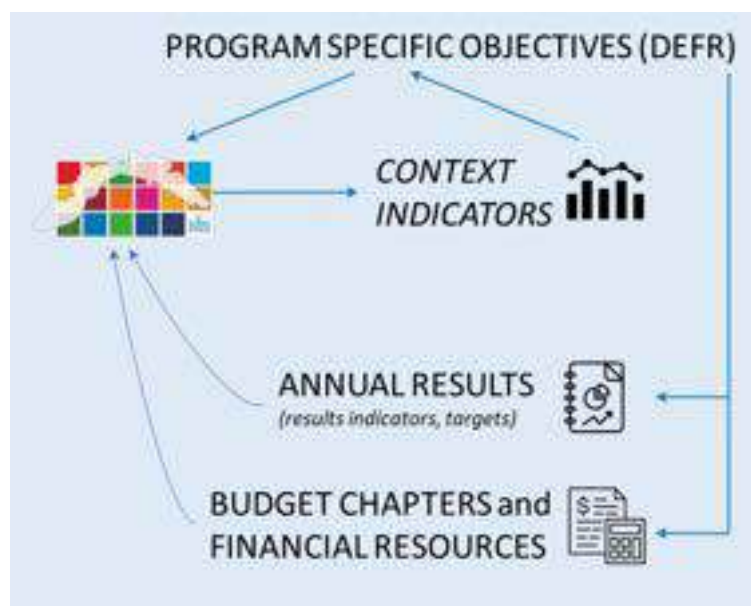
### 3.2 Coherence between the information system to support the Programming - Budget - Control (PBC) cycle and the RSDS

The regional planning process is formalised in documents that specify the activities and instruments necessary to achieve the objectives set by the Region, starting from the Government Programme and the Regional Economic and Financial Document (REFD) up to the necessary coherence of sectoral programming.

The mapping of the Programming Objectives against the objectives and indicators of the RSDS and the SDGs provides an initial correspondence between the specific objectives of the Regional Economic and Financial Document and the objectives of the RSDS.

In 2021, the Region of Liguria has equipped itself with an information system to support the Programming - Budget - Control (PBC) cycle, which manages the preparation of the specific three-year programme objectives of the REFD (and its update) and their information set (Context Indicators - SDGs and equitable and sustainable well-being indicators - Results, annual indicators and targets, financial requirements and related chapters). Through this information system, the link between the REFD objectives and the RSDS objectives has been strengthened.

The specific objectives represent the concrete objectives, aimed at final recipients, measurable by results and indicators, that the Sectors (operational unit) of the regional administration must pursue, according to their competences, constraints, resources. Through these formalized connections it is possible to link financial resources with the objectives of the Strategy and check their progressive achievement.

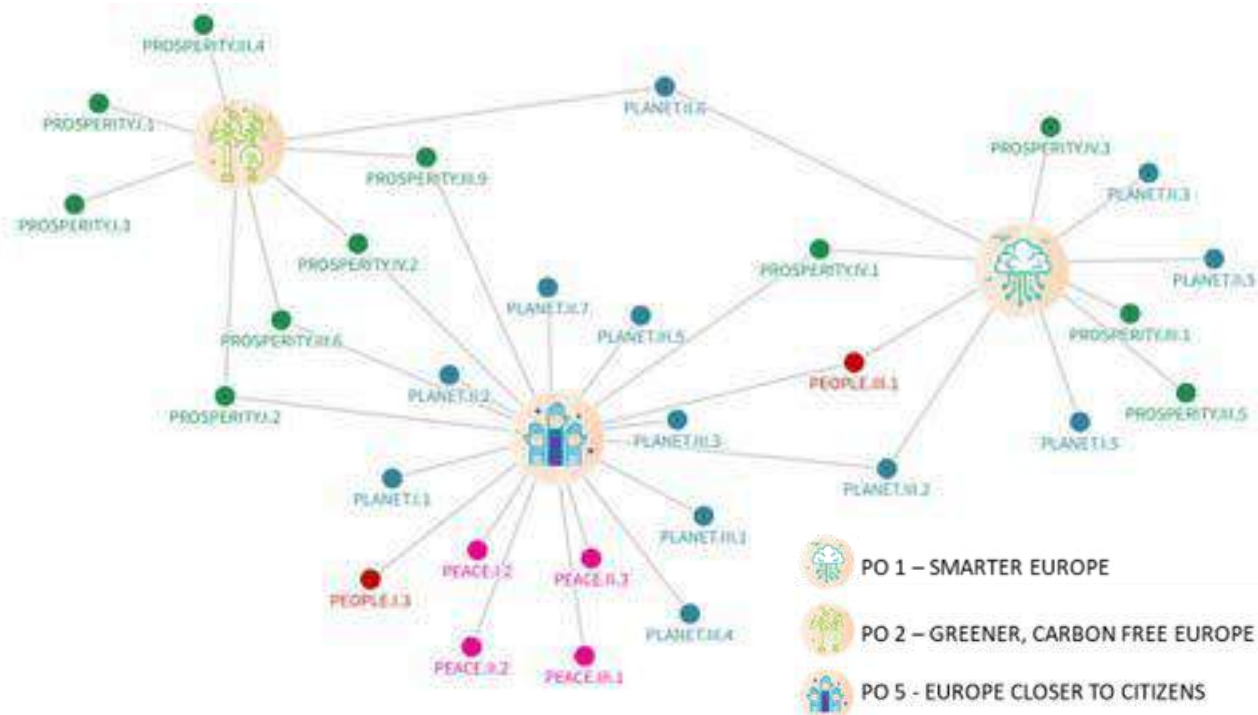


### 3.3 Coherence between the RP ERDF 2021-2027 and the RSDS

An example of policy coherence can be found in the Environmental Report produced for the Strategic Environmental Assessment procedure for the Liguria Regional Programme 2021-2027 funded by European Regional Development Fund.

The sustainability objectives are the reference for the definition of the Strategic Environmental Assessment process of the Plans and Programmes.

Therefore, appropriate ones were selected to assess the sustainability orientation of the Regional Program 2021-2027. The following diagram shows the link from the Policy Objectives and the Strategic Objectives.



### 3.4 Coherence between the Integrated Activity and Organisation Plan and the RSDS

Decree-Law No. 80/2021 introduced into the regional system, as a new planning tool, the Integrated Activity and Organisation Plan, which performs the functions of connection and support for the various programming areas covered by the same and the coordination of activities for the collection and processing of the data and information necessary for the adoption of the plan itself.

One of the focuses of the document is to describe, in coherence with economic and financial planning documents, strategies for the creation of Public Value. In this context, Regione Liguria is in the process of identifying a set of indicators associated with the budget missions and more than half of them are shared with those used for the RSDS monitoring.

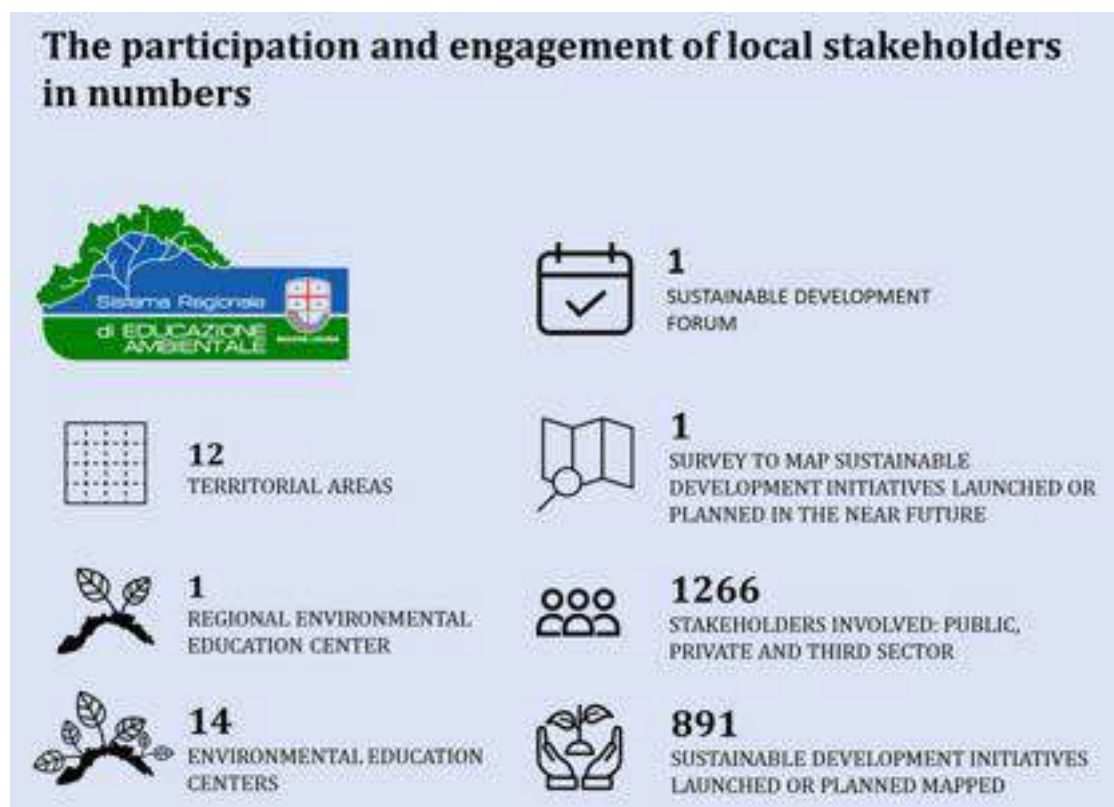
# 4

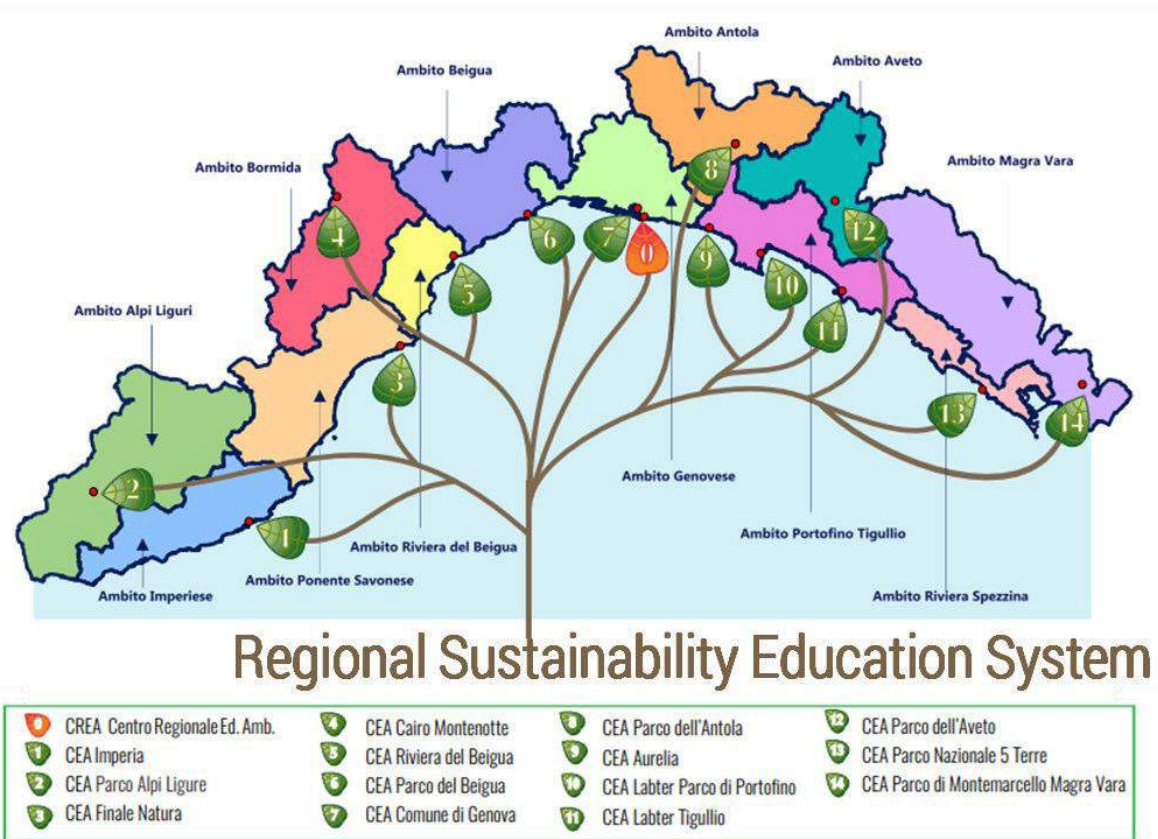
## Participation & engagement of local stakeholders

The **involvement of local public and private stakeholders** is a fundamental aspect of territorial management, right from the planning stage.

To support the construction of the regional sustainable development strategy, the **Regional Sustainability Education System** was activated: the network made of 12 territorial areas, 1 regional centre, and 14 environmental and sustainability education centres scattered throughout the region (Figure 4) was called to managed several **engagement initiatives**, such as information days, public events in the area and moments of confrontation with stakeholders.

In particular, the CEAS have carried out a **survey of the activities in progress/already planned in the short term and of those desired, consistent with the strategic objectives and the goals of the 2030 Agenda**.





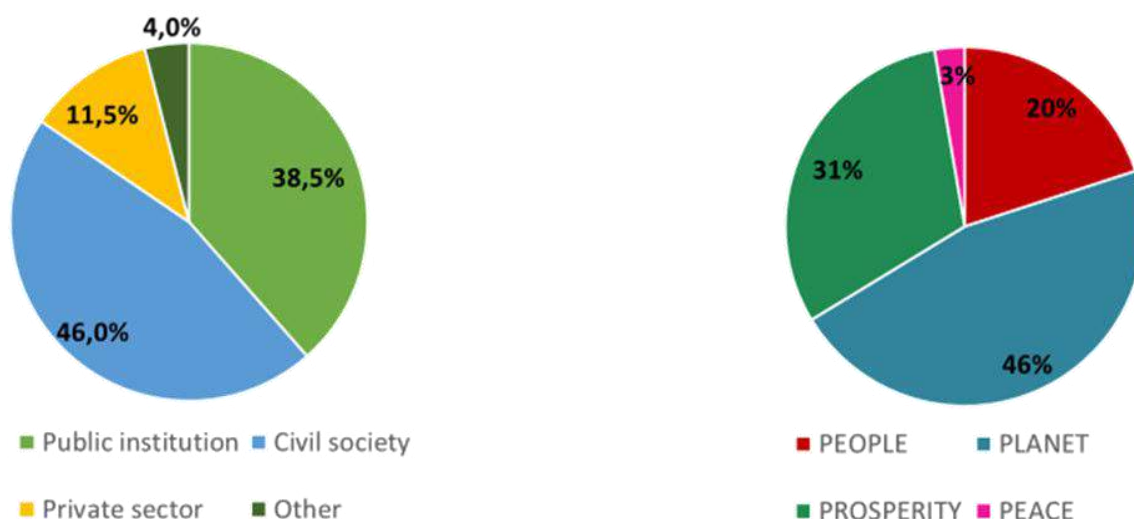
**Figure 4 – Regional Sustainability Education System**

The forum represents a place for discussion which, through the organization of specific working groups will accompany the implementation, monitoring, and revision of the Regional Sustainable Development Strategy.



The 2<sup>nd</sup> meeting of the Regional Forum for Sustainable Development took place online on **20 October 2021**, focusing on the launch of the construction process of the **Regional Strategy for Adaptation to Climate Change**, identified as a priority area for the implementation of the Ligurian sustainability objectives.

The survey made it possible to map a total of **891 initiatives** relating to sustainable development activated or planned in the near future, involving 1266 stakeholder coming from public institutions, civil society and private sector. The initiatives were therefore related to the strategic objectives divided by area.



Among the **most frequent** there are:

#### PLANET



III.1 concerning projects for the prevention of natural and anthropogenic risks and the strengthening of the resilience capacities of communities and territories

III.5 about the development of potential, sustainable management and care of territories, landscapes and cultural heritage

#### PEOPLE



III.1 to reduce the exposure of the population to environmental and anthropic risk factors

#### PROSPERITY



III.5 concerning the abatement of waste production and the promotion of the secondary raw materials market

III.6 inherent to the promoting demand and increasing the supply of sustainable tourism.

Finally, the survey carried out by the CEAS highlighted, among others, the **following priority actions**:

- Sensitization of administrators and identification of solutions to improve the response of the population in the event of floods and **promotion of self-protection measures** through weather alert systems through the use of apps, text messages, installation of visual panels and warning lights.
- **Education of the population to sustainable mobility** also through the creation of cycle paths in urban areas, bike sharing services, and ecological days.



- Promotion of door-to-door separate **waste collection** including the wet fraction, installation of biodegradable garbage bag dispensers on beaches, and containers for the collection of diapers, installation of water "houses", distribution of aluminium water bottles at school, plastic-free initiatives, reuse market, collection of used clothes and broken mobile phones (WEEE)
- Recovery and maintenance of **ancient paths**, city and path cleaning initiatives
- **Energy requalification interventions**, ordinary and extraordinary maintenance, the technological innovation of some public lighting systems, improvement of thermal insulation on the roof and installation of air conditioning systems with high-efficiency technologies.

The CEAS also carried out territorial animation activities aimed at civil society through exhibitions, conferences, theatrical performances, and excursions. They also involved schools with educational activities and games. Direct interaction was implemented by the CEAS in the form of territorial co-design tables, training meetings, interactive workshops, and video interviews.



# 5

## Future perspectives

To **achieve its sustainable development goals** as indicated in the Strategy, the Liguria Region has prepared a series of **priority implementation actions** and investigated some **thematic synergies** that can be activated with some traditional regional socio-economic sectors.

The Liguria Region has identified **two priority areas of action**, approved and partly financed also by the Ministry for the Ecological Transition (MiTe, formerly Ministry of the Environment and Land and Sea Protection MATTM).



Activation of the Regional Environmental Education Centers System for the implementation of **information and education activities** relating the implementation of the Regional Strategy for Sustainable Development

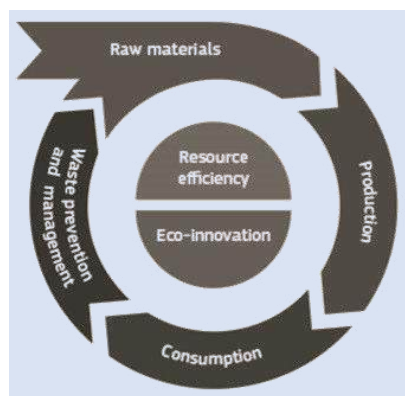


Development of areas of integrated action with the **construction of a regional strategy for adaptation to climate change** as part of the broader strategy for sustainable development.

As regards the **first area**, the CEAS accredited in the Regional System have been identified as **privileged interlocutors and intermediaries to reach the wider public** and transmit messages on sustainable development, through information and environmental education and sustainable development **activities to support the implementation of the regional strategy**. Among the initiatives carried out in the Region and traced there are exhibition stands, exhibitions, conferences, communication campaigns, excursions, guided tours, theatrical performances, territorial co-planning tables, training meetings, info points, interactive laboratories, video interviews, didactic paths in the presence or through distance learning.

As regards the **second area**, the **Interdepartmental Working group for the Sustainable Development Strategy** has been **expanded in its composition and tasks**, to include the construction of the regional strategy for adaptation to climate change (SRACC), identified as **a priority area** of integrated action for the implementation of the regional strategy for sustainable development (DGR 60/2021).

Liguria Region has started the construction process of the SRACC, which will end in **September 2022**, benefiting from the scientific support of CIMA Foundation and the University of Genoa, in the framework of a specific project financed by the MiTe.



**Furthermore**, the connection with the **circular economy** is certainly one of the most relevant issues for regional sustainable development: the growing consumption of natural resources has accentuated the **interdependence between the economic and environmental systems**, and the circular economy is central to a sustainable development able to combine economic needs with environmental and social ones, aiming at minimizing waste and reducing the use of virgin raw materials and energy consumption.

With the aim of **promoting the adoption of more sustainable consumption and production styles**, the Liguria Region intends to enhance the **thematic and transversal synergies between the circular economy and fundamental sectoral issues for sustainable development**, such as **public purchases**.



Combine the theme of the circular economy with the **purchases of public administration**, so that they integrated **environmental and circular criteria in the purchasing procedures** to reorient production styles

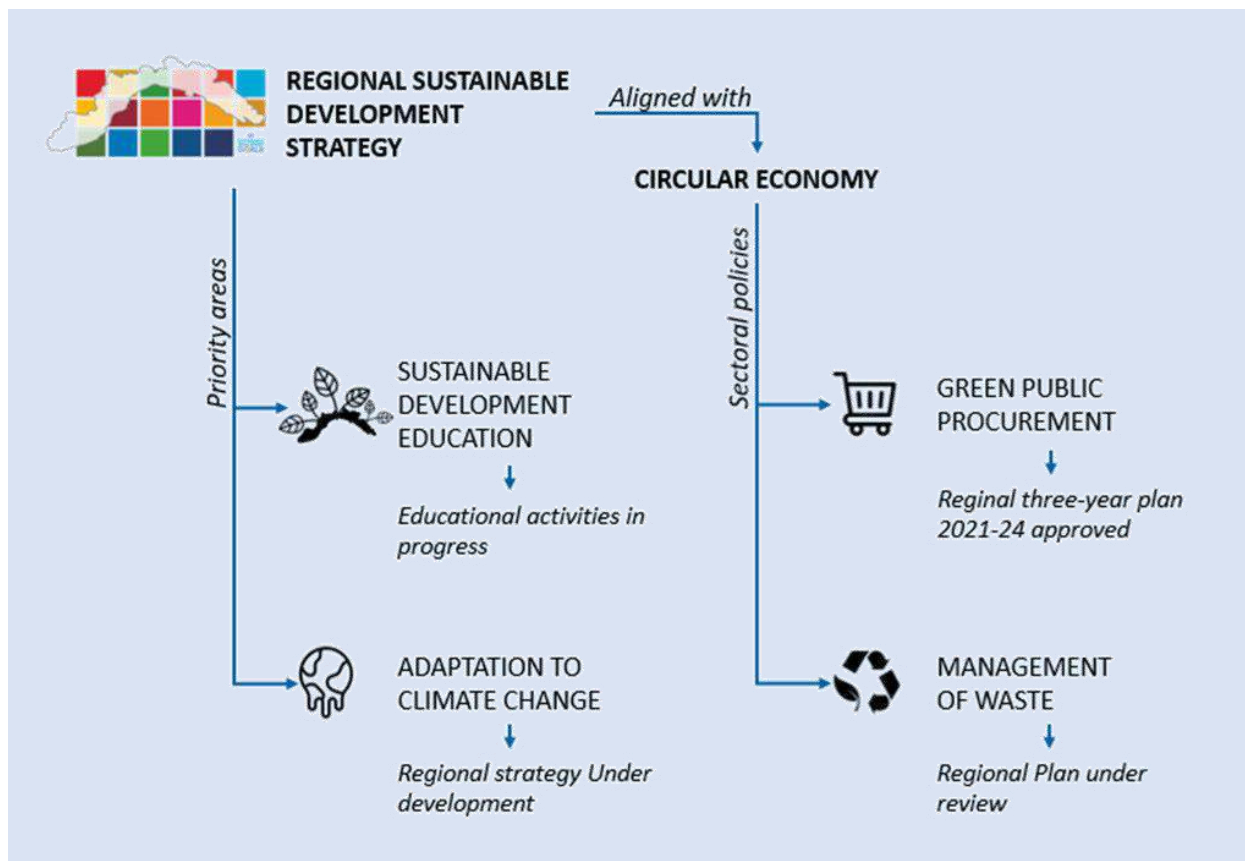


Update the **regional waste management and remediation plan** in order to promote the reduction of waste produced and the use of secondary raw materials in order to minimize waste, reduce the use of virgin raw materials and decrease energy consumption, in **circular economy perspective and waste management**

The **purchasing power of public administrations** has enormous potential in reorienting production and consumption processes since it accounts for 14% of GDP at the European level: asking for products and services with **specific environmental characteristics through green and circular public tenders** can really push the private world to invest in new production models, towards a more sustainable economic growth on a social and environmental level.

In 2021, the Liguria Region approved its **second three-year Plan for green public procurement**, recognizing the GPP as a **powerful driving factor for the demand for sustainable products** and a fundamental implementation tool of the Regional Sustainable Development Strategy.

**Products and materials' end of life** is certainly a fundamental element of the production cycle, on which action must necessarily be taken with a view to circularity and environmental sustainability: the **regional waste management and remediation Plan** currently being updated recognizes this close link, in order to promote the reduction of waste produced and the use of secondary raw materials in order to minimize waste, reduce the exploitation of virgin raw materials and decrease energy consumption, with a view to the circular economy.



**Figure 5 - Summary of priority actions and regional implementation sectors for sustainable development**



## Bibliography and web sites

2030 Agenda: <https://unric.org/>

Italian Alliance for Sustainable Development (Alleanza Italiana per lo Sviluppo Sostenibile, ASviS): <https://asvis.it/> *(in Italian)*

CREIAMO PA Project - Skills and networks for environmental integration and improvement of PA organisations: [Ministero della Transizione Ecologica](#) *(in Italian)*

Mazziotta M. and Pareto A. Measuring, Well-Being Over Time: The Adjusted Mazziotta–Pareto Index Versus Other Non-compensatory Indices, *Social Indicators Research*, **136**, pp. 967–976 (2018), DOI: [10.1007/s11205-017-1577-5](https://doi.org/10.1007/s11205-017-1577-5)

National Sustainable Development Strategy: [Strategia Nazionale per lo Sviluppo Sostenibile | Ministero della Transizione Ecologica](#) *(in Italian)*

Regione Liguria – Regional Sustainable Development Strategy: [Strategia Regionale per lo Sviluppo Sostenibile](#) *(in Italian)*

Resolution of the regional government 1061/2018 about the Approval of the Liguria Region positioning document on the implementation of the National Strategy for Sustainable Development (NSDS) [DGR 1061/2018](#) *(in Italian)*

Resolution of the regional government 957/2019 about the contributions from the territorial consultation phase for the construction of the Regional Strategy for Sustainable Development, first proposal for the identification of objectives and indicators and link with REFID objectives [DGR 957/2019](#) *(in Italian)*

Resolution of the regional government 60/2021 about the approval of the 'Regional Strategy for Sustainable Development', pursuant to Article 34 of Legislative Decree 152/2006: [DGR 60/2021](#) *(in Italian)*

Resolution of the regional government 850/2021 about the Regional Climate Change Adaptation Strategy Construction Process (SRACC) - acknowledging climate scenarios 2038-2068: [DGR 850/2021](#) *(in Italian)*

Resolution of the regional government 1260-2021 about the acknowledgement of the first results of the activity of the Interdepartmental Working Group for the Coordination of Regional Programming Instruments with National and European Programming: [DGR 1260/2021](#) *(in Italian)*

**Edited by:**

REGIONE LIGURIA

Dipartimento Ambiente e Protezione Civile

**Settore Valutazione impatto ambientale e sviluppo sostenibile**

Via D'Annunzio, 111 - GENOVA 16121

**with the support of:**

**LIGURIA RICERCHE S.p.A.**