



# İSTANBUL METROPOLITAN MUNICIPALITY **SUSTAINABLE DEVELOPMENT GOALS** VOLUNTARY LOCAL REVIEW REPORT

AN EVIDENCE-BASED LOCAL METHODOLOGY FOR THE  
POST-2030 GLOBAL SUSTAINABILITY AGENDA



**2022**

## Impressum

Istanbul Metropolitan Municipality

Sustainable Development Goals Voluntary Local Review 2022

## VLR Coordination:

Istanbul Metropolitan Municipality Strategy Development Department

Nesibe Şahin Deputy Director of IMM Strategy Development Department

Ayşe Kapucu Yavuz Strategy Development Expert

## Istanbul Planning Agency (IPA)

Dr. Ervin Sezgin Consultant

Simten Birsöz İnanç Coordinator of Foreign Affairs

Ece Durmaz Expert on Participation and Community Building

## Contributors

Ali Galip Yükseltmek İBB Strateji Geliştirme Daire Başkanı

Y. Barbaros Büyüksağnak İBB Dış İlişkiler Daire Başkanı

Oktay Kargül İstanbul Planlama Ajansı Genel Sekreteri

Abdullah Paksoy İBB Strateji Geliştirme Müdürü

Prof. Dr. Gülden Erkut

Prof. Dr. Murat Şeker İstanbul Planlama Ajansı Danışmanı

Martino Miraglia UN HABITAT

Claudia Garcia UN HABITAT

Özge Sivrikaya SKA Elçisi, Marmara Belediyeler Birliği

Sibel Bülal EKOİQ

Elif Avcı İPA / YERELİZ / Sürdürülebilir Kentsel Gelişim Ağı

Yasin Avcı Strateji Geliştirme Uzmanı / İBB Strateji Geliştirme Daire Başkanlığı

Esra Coşkun Strateji Geliştirme Uzmanı / İBB Strateji Geliştirme Daire Başkanlığı

Gaye Tuğrulöz Sosyal İklim Derneği

## Graphic Designer

Didem Kara Bozkurt

ISBN:

# Table of Contents

<b>Abbreviations</b>	<b>4</b>		
<b>List of Figures and Tables</b>	<b>5</b>		
<b>Foreword</b>	<b>7</b>		
<b>Executive Summary</b>	<b>8</b>		
<b>Introduction</b>	<b>20</b>		
Background and Methodology	24		
VLR at a glance	36		
<b>Istanbul Confronting Crisis</b>	<b>44</b>		
Social Welfare Crisis	44		
SDG 1: No Poverty	72		
SDG 2: Zero Hunger	78		
SDG 3: Good Health and Well-Being	88		
SDG 4: Quality Education	96		
SDG 5: Gender Equality	100		
SDG 10: Reduced Inequalities	110		
Ecological Crisis	118		
SDG 6: Clean Water and Sanitation	136		
SDG 7: Affordable and Clean Energy	140		
SDG 13: Climate Action	144		
SDG 14: Life Below Water	148		
SDG 15: Life on Land	154		
Crisis on Urban Built Environment and Infrastructure	160		
SDG 11: Sustainable Cities and Communities	182		
Crises on Economy/Development	188		
SDG 8: Decent Work and Economic Growth	204		
SDG 9: Industry, Innovation and Infrastructure	208		
SDG 12: Responsible Consumption and Production	216		
Governance / Democracy Crises	220		
SDG 16: Peace, Justice and Strong Institutions	230		
SDG 17: Partnerships for the Goals	236		
<b>Monitoring and Evaluation of IMM VLR</b>	<b>244</b>		
<b>Conclusion</b>	<b>256</b>		
<b>Annexes</b>	<b>261</b>		

# Abbreviations

EU	European Union
BIO	IMM Regional Employment Offices
UN HABITAT	United Nations Human Settlements Programme
LDC	Least Developed Countries
IMM	Istanbul Metropolitan Municipality
IPA	Istanbul Planning Agency
ISKI	Istanbul Water and Sewerage Administration
IGDAS	Istanbul Gas Distribution Industry and Trade Incorporated Company
IIDEP	Istanbul Climate Change Action Plan
SDG	Sustainable Development Goals
SUMP	Istanbul Sustainable Urban Mobility Plan
SP	IMM Strategic Plan
TÜİK	Turkish Statistical Institute
UCLG	United Cities and Local Governments
VLR	Sustainable Development Goals Voluntary Local Review
VNR	Sustainable Development Goals Voluntary National Review
YEPP	Istanbul Metropolitan Municipality Local Equality Action Plan

# Figures

- Figure 1 Istanbul Metropolitan Municipality Challenge Areas
- Figure 2 Distribution of Indicators Used in IMM VLR According to SDGs
- Figure 3 Number of Indicators by IMM Challenge Areas
- Figure 4 Themes Defined for IMM VLR and Distribution of SDGs
- Figure 5 IMM Challenge Areas
- Figure 6 Types and Numbers of Indicators Used in IMM VLR,
- Figure 7 Distribution of Indicators Used in IMM-VLR According to SDGs
- Figure 8 Number of indicators by IMM Challenge Areas
- Figure 9 Comparison of Türkiye and Istanbul
- Figure 10 Household Types in Istanbul
- Figure 11 Population Characteristics in Istanbul
- Figure 12 Project Search Panel
- Figure 13 Participatory Budget Project Card Sample
- Figure 14 Distribution of Themes of 2022 Participatory Budget Projects

# Tables

- Table 1 Responsibility Areas of Istanbul Metropolitan Municipality Departments
- Table 2 Ranking of Istanbul in Certain Indicators Among Provinces
- Table 3 Number of Female Employees in IMM Affiliated Companies
- Table 4 Ratio of Female Employees and Executives in IMM
- Table 5 Istanbul SUMP - SDG Profile
- Table 6 IMM Green Area Quantities and Applications by Year
- Table 7 Recycling and Recovery Efforts

# Foreword

Dear Readers;

Our planet, which has resisted all kinds of natural or man-made destruction, disasters, and wars throughout history, has unfortunately reached a critical threshold with the crises we are facing at the global level. Due to the unconscious consumption that has increased in the past decades, humanity is facing one of its toughest tests.

The journey that started with the Millennium Development Goals and evolved into the Sustainable Development Goals reminds us every day that we need concrete, measurable and effective actions planned with a participatory approach. In this process, we believe in the natural responsibility and power of the national and local authorities and the potential for change. After 2030, we know that an evidence-based and proactive sustainable development agenda can shape the new order.

Together with more than 20,000 stakeholders in Istanbul, we have prepared our Vision 2050 Strategy Document and Action Plan. This document is a challenge program against global crises in the areas of Governance and Democracy, Economy and Development, Built Environment and Infrastructure, Social Welfare and Ecology.

As we approach 2030, we have put forth a great effort for an Istanbul where "we leave no one behind" despite the pandemic, economic, social and political crises, and we will continue to increase our efforts in this direction for the next 7 years.

We hope that this report will contribute to the efforts to achieve global goals as an example of a traceable local development strategy. Istanbul will continue to share its belief and commitment to local planning and effective actions in line with reason and science for global goals with the whole world.

I extend my sincere greetings and love to all those who put their minds, labor, and courage into action for our planet.

With my best regards

**Ekrem İMAMOĞLU**

Mayor of İstanbul Metropolitan Municipality

# Executive Summary

## About United Nations Agenda 2030, Sustainable Development Goals and Voluntary Local Review

Sustainable Development is one of the concepts that has gradually increased its importance on the world's economic, social and political agenda since 1987, when Our Common Future (Brundtland) Report<sup>1</sup> was published. The irreparable destruction of the environment by economic activities and the increasing rate of consumption of natural resources exceeding the rate at which the earth can repair itself can be considered as the starting point of the concept.

In the process of globalization, it has been seen that the protection of nature and resource consumption is an issue that cannot be controlled within the borders of the country; it is imperative to respond to transboundary problem areas such as oceans, water basins, mountain regions, CO2 emissions on a global scale. Moreover, it has been revealed that sustainability must be realized with a global understanding of justice, solidarity and burden-sharing among countries. Sustainable development requires a reduction in the consumption of natural resources and a more equitable distribution of the welfare created between countries and between different social groups within countries.

The most important reflection of this understanding today is the 17 Sustainable Development Goals (SDGs) presented by the United Nations (UN) to the international public with the Agenda 2030 call for Sustainable Development. Adopted at the UN General Assembly in September 2015, Agenda 2030 offers a commitment and a plan to increase prosperity, reduce poverty and eliminate inequalities on a global scale. The SDGs are a plan to be implemented on a global scale, covering all dimensions of sustainability, from ending poverty and hunger to quality education and health; from protecting the seas and life on land to combating climate change; from building safe, healthy, planned and resilient cities to eliminating social inequalities.



# SUSTAINABLE DEVELOPMENT GOALS



1. <https://sustainabledevelopment.un.org/content/documents/5987our-common-future.pdf>  
(Date of access: 23.04.2023)

Since 2015, when Agenda 2030 was launched, the SDGs have been increasingly recognized and started to be used as a reference point in the activities of civil society and the business world, in addition to UN agencies and governments, and it has been understood that sustainable development is a multi-stakeholder phenomenon that cannot be left to the implementation of governments alone.

In this process, it was also determined that a significant part of the activities carried out to achieve the SDGs should be directed towards urban life in cities. This phenomenon, which has found its place in the Sustainable Cities and Communities Goal (SDG 11) and Agenda 2030, is actually too comprehensive to be limited to a single goal. Today, more than half of the world's population lives in cities. It is estimated that this ratio will reach 68% in 2050.<sup>2</sup> Cities are expanding by destroying forests and agricultural areas; a significant portion of energy consumption and carbon emissions occur in cities; and social inequalities are deepest within the urban population. Yet, local authorities from every continent of the world have taken up the global call of Agenda 2030 as a duty to document and monitor their efforts to achieve the SDGs and plan to increase their contributions.

SDG Voluntary Local Review (VLRs) are the primary documents through which local authorities demonstrate their commitment to sustainable development. These documents, prepared on the initiative of local authorities, concretely demonstrate the reflection of the SDGs at the urban scale and the work carried out to achieve the goals, based on data. The importance of these documents is that they integrate the sustainable development perspective with the local authorities approach. The SDGs provide a normative framework not only for countries but also for local authorities, and enable municipalities to assess the benefits of the work they are doing or planning to do in a broader context. By using the language of sustainable development through VLRs, cities become global actors working to achieve goals defined on a planetary scale.

## Istanbul Metropolitan Municipality SDG Voluntary Local Review (IMM VLR)

On the UN's Sustainable Development Goals website,<sup>3</sup> there are 131 VLRs prepared by local authorities from every continent of the world as of April 2023. There is no comprehensive directive for these reports developed by local authorities by their own initiative. Although institutions such as UN HABITAT, the European Union (EU) and the United Cities and Local Governments World Organization (UCLG) have published advisory guidelines, no standard has been established in this field. Therefore, there are different methods of preparing VLRs. Some VLRs cover work on all 17 SDGs, while others are limited to SDGs selected according to the priorities of local authorities. Some VLRs measure the contribution of cities as a whole to achieving the SDGs, while others are limited to issues within the jurisdiction of local authorities. Some VLRs are plans that include policies and actions to increase the contribution to the SDGs, while others only monitor and make recommendations.

As a result of research and the stakeholder inputs, it was decided that the first VLR report for Istanbul would be institutional in nature, reviewing all 17 SDGs and enabling monitoring and evaluation. The decision to undertake institutional monitoring stemmed from the objective of focusing on areas where IMM could intervene directly and therefore improve by using its resources to achieve the SDGs. With this decision, the indicators used to monitor policy areas that are largely under the responsibility of national government such as education and health and multi-stakeholder areas that require civil society and private sector involvement such as reducing carbon emissions were only partially covered in the report. This leaves realistic and trackable indicators that IMM can directly intervene in and set targets for. IMM's contribution to achieving the SDGs in the long term can therefore be demonstrated on an evidence-based basis.

2. <https://www.un.org/development/desa/en/news/population/2018-revision-of-world-urbanization-prospects.html> (Date of Access: 04.23.2023)

3. <https://sdgs.un.org/topics/voluntary-local-reviews#background> (Date of access: 04.23.2023)

The IMM VLR is designed as a monitoring tool and not as a planning tool. IMM's work is guided by a number of strategies and action plans, including the Vision 2050 Strategy Document, which guides the long-term social, economic and spatial development of Istanbul, and the Strategic Plan, which guides IMM's budget utilization. These are comprehensive and inclusive policy documents that have been prepared in a participatory manner and take into account stakeholder input and collaboration. The IMM VLR aims to provide a systematic tool to monitor and improve the contribution of activities based on these plans to achieving the SDGs.

An assessment of IMM's areas of activity shows that they are relevant to all SDGs. Some SDGs fall directly under IMM's remit (e.g. SDG 6, Clean Water and Sanitation is ISKI's remit), while others are only partially covered (e.g. SDG 4, Quality Education, where IMM is more prominent through education and training support and vocational training). However, all SDGs are interrelated. As metropolitan governance structures, metropolitan municipalities are also responsible for the overall development of cities. Based on these facts, in order to address sustainable development holistically, it was decided to include SDGs where IMM's contribution is limited.

The IMM VLR discusses IMM's contribution to achieving the 17 SDGs in relation to the five challenge areas prioritized by the municipality: Social Welfare Crisis, Ecological Crisis, Economic Crisis, Urban Crisis and Governance/Democracy Crisis (Figure 1).

Each challenge area constitutes a section of this report. Each chapter, in turn, presents the general outlook of Istanbul in the relevant theme, the plans, and policy documents that guide IMM's activities in this area, and the work carried out in the SDGs related to that theme, together with examples of good practices and indicators. Each SDG provides a summary of the targets and selected indicators that IMM contributes to achieving. The full set of indicators proposed by IMM Departments to be monitored under the IMM VLR is presented as an annex to the report.



Figure1. IMM Challenge Areas



## Methodology

The IMM VLR is based on the IMM Strategic Plan 2020-2024 (SP) as the reference document. In the first phase of the VLR preparation process, the VLR coordination team compared the indicators of the SP and the associated 2022 Performance Program with the SDGs, SDG Targets and the set of indicators identified by the UN to monitor the SDGs. In this way, the broad set of indicators used to monitor the IMM Strategic Plan was narrowed down in relation to the SDGs. As a result, new indicators were proposed to better monitor the contribution of IMM activities to the SDG targets.

At the end of the review process, a broad set of four indicator types was proposed. IMM Indicators that are already tracked by IMM departments and are relevant to the SDGs; New Indicators recommended by the VLR coordination team to better track the SDGs; IMM Monitoring Indicators that are directly influenced by IMM activities, but where the target value cannot be determined due to the nature of the service; and Istanbul Monitoring Indicators that are influenced by external factors other than IMM activities and where it is not possible to directly monitor IMM's impact. The Istanbul Monitoring Indicators are particularly important for policy development processes to identify interventions that can be made to strengthen compliance with the SDGs.

In the second phase, a series of workshops and bilateral meetings were held with all IMM departments to discuss the narrowed set of indicators and suggested new indicators. As a result of the process, IMM Departments identified the indicators that fall within their respective areas of responsibility and that would demonstrate their contribution to achieving the SDGs. The final set of internal indicators of IMM for 2022 was published in March 2023 and the study finalized upon their realization data.

Simultaneously, departments identified good practice examples in their respective areas of responsibility to demonstrate their contribution to the SDGs, and the VLR coordination team scanned IMM's major policy documents to document IMM's responses to the challenges and policies developed to achieve the SDGs.

## IMM VLR at a Glance

Istanbul Metropolitan Municipality contributes at different levels to achieving the 17 SDGs. The first IMM VLR follows this contribution with 506 indicators (416 individual indicators).

The distribution of indicators by SDGs is shown in Figure 2. Of these, 121 (around 24%) are related to the Goal "Making Cities and Human Settlements Inclusive, Safe, Resilient and Sustainable" (SDG 11). This goal is included in the IMM VLR as a theme in its own (Urban Built Environment / Infrastructure Crisis), with sub-objectives on housing, transportation, planning, natural and cultural heritage, disaster prevention and mitigation, waste management and access to green spaces, directly covering IMM's areas of activity.

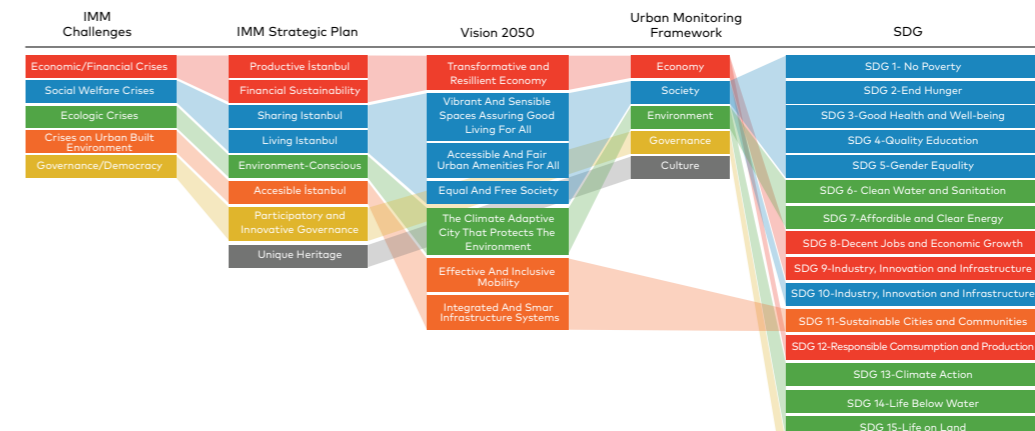


Figure2. Distribution of the indicators that were used in the IMM-VLR

In terms of the number of indicators, the theme to which IMM activities have contributed the most is the Social Welfare Crisis. Indicators for the objectives under this theme (192 indicators) account for more than one third of the entire set. This theme is followed by the Urban Built Environment / Infrastructure Crisis; Ecological Crisis; Economic / Financial Crisis and Governance / Democracy Crisis

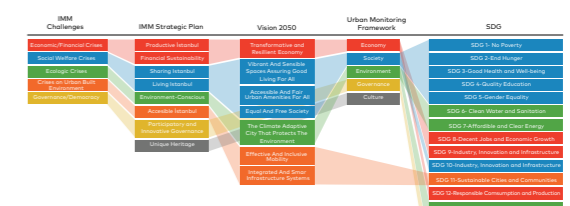


Figure3. Amount of Indicators by IMM Challenge Areas

In institutional terms, the contribution of the indicators that departments are responsible for monitoring to the SDGs is as follows:

<b>Social Welfare Crisis</b>	<b>Urban Built Environment/Infrastructure</b>
Department of Social Services	Department of Environmental Protection and Control
Department of Health	Department of Parks, Gardens, and Green Areas
Department of Agricultural Services	İSKİ (Water and Sewerage Administration of Istanbul)
Department of Human Resources and Education	
<b>Ecological Crisis</b>	<b>Economic/Financial Crisis</b>
Department of Cultural Heritage	Department of Environmental Protection and Control
Department of Transportation	Department of Human Resources and Education
Department of Earthquake Risk Management and Urban Improvement	
	<b>Governance/Democracy Crisis</b>
	Department of External Affairs

Table 1. Areas of Responsibility of IMM Departments

## Sustainable Development After 2030

The IMM VLR not only documents the contribution of IMM activities to achieving the SDGs, but also makes a global claim.

Istanbul is one of the world's leading cities, larger than many countries, with a population of 16 million people, a GDP of \$15,666 per capita, and CO2 emissions of 3.2 tons per capita. IMM, as the institution responsible for the development and management of this city, creates an impact on a global scale with the policies it develops.

Although a significant portion of the activities required to achieve the SDG targets take place in urban areas, Agenda 2030 has identified national governments as the main interlocutors. However, local authorities are aware of the importance of sustainable development and the adoption of sustainable lifestyles for the future of cities and want to play a more active role in global initiatives on this issue. Local authorities from all continents of the world have joined the UN's call for Sustainable Development by preparing Voluntary Local Assessment Reports on their own initiative. Their commitment is greater than that of many national governments.

Various UN agencies have also supported this initiative of local authorities and have started to develop alternative methods and indicators to more efficiently monitor the local contribution to the SDGs. This ongoing process, called the localization of the SDGs, develops mechanisms to increase the contribution of local authorities to achieve the goals and targets set out in Agenda 2030.

IMM has held discussions with UN Habitat, which is active in this area and has developed tools such as the Global City Monitoring Framework, Shanghai Adapted Index and SDG Cities. In this way, the aforementioned tools have contributed to IMM VLR indicators.

In this context, the IMM VLR aims to emphasize the importance of local efforts, to demonstrate Istanbul's contribution to sustainable development on a global scale, and to help local authorities have a louder voice in shaping the post-2030 sustainable development agenda. The preparation of the IMM VLR is a way for the organization to look inward and assess how its work can contribute more to the SDGs, and for IMM to use its international influence in the field of local diplomacy to take action to strengthen the role of local authorities in sustainable development.

The fact that the SDGs are open to interpretation is expressed as one of the most important challenges in achieving the goals.<sup>4</sup> Different interpretations of the goals make it difficult to define what is to be achieved by 2030, especially in many areas where targets and indicators have not been set. This challenge also constitutes an advantage that allows local authorities to be involved in SDG monitoring, as the targets and indicators defined for national governments in the official set of indicators defined by the UN can only be interpreted and localized. While this creates an opportunity for local authorities to participate in global action for sustainable development, it also demonstrates the need to develop standards that take into account the needs and priorities of the local level. In the initiatives that will follow Agenda 2030 for Sustainable Development, there is a need to develop an approach that is aware of different scales. In this context, IMM, building on the approach developed in this VLR, is advocating for approaches that enable institutions to develop policies that span global-national-local scales.

4. Shulla K ve Leal Filho, W. (2023). *Achieving the UN Agenda 2030: Overall actions for the successful implementation of the Sustainable Development Goals before and after the 2030 deadline*. European Parliament EP/EXPO/DEVE/FWC/2019-01/Lot3/1/C/10

01

# Introduction



Istanbul, with its 8,500 years of urbanization experience, rich culture, robust economy, and unparalleled geographical location, has been a city that has shaped history throughout the ages. Today, Istanbul stands at the forefront of efforts to support cities that have both been perpetrators and victims of many of the global crises faced by humanity, championing a sustainable development model and implementing a robust challenge program for a city-centric future vision.

The Sustainable Development Goals (SDGs) continue to serve as a primary instrument for bringing the strong global will needed to address issues such as inequality reduction, equitable distribution of prosperity, and the fight against the climate crisis onto the international agenda. Istanbul Metropolitan Municipality (IMM) has been proactive in supporting the SDGs from the outset and has developed its corporate strategic plan for the years 2020-2024 in alignment with these goals. The Istanbul 2050 Vision Strategy Document, which shapes the city's long-term policies through a participatory and scientific approach, has also outlined goals in harmony with the global agenda, notably the SDGs.

The Istanbul Metropolitan Municipality's Voluntary Local Review (VLR) Report on the Sustainable Development Goals, the culmination of an extensive and detailed study, not only marks a metropolitan-level first for Istanbul but also aims to contribute to the United Nations' 2030 Agenda for Sustainable Development (Agenda 2030) with less than seven years left to achieve its ob-

jectives, providing recommendations for the post-2030 era. Key elements of this process include the establishment of an evidence-based, participatory monitoring system and the development of an approach that takes into account the dynamics of the local context in line with the New Urban Agenda and other global initiatives. Among these efforts, the selected local indicator set developed by the UN HABITAT's SDG Cities unit, the Urban Monitoring Framework, and the Shanghai Adapted Index studies have been considered in the initial VLR preparations for Istanbul, with long-term collaborations and areas of development anticipated in this domain.

**In this context, the VLR study, which is a first for IMM, is founded on the following objectives:**

- Reporting IMM's activities within the framework of the Sustainable Development Goals (SDGs).
- Establishing an evidence-based monitoring model for the regular tracking of IMM's initiatives within the scope of the SDGs.
- Pioneering actions to enhance IMM's efforts towards the SDGs.
- Communicating the call for a localized and evidence-based approach from the inception of the global agenda formation post-2030.

## 01 introduction

This approach holds significant potential in light of predictions that more than half of the world's population resides in urban areas, and with the increasing momentum of urbanization movements, cities are poised to become more effective actors on the global stage. Specifically within the context of the Sustainable Development Goals, urban-centric approaches are essential to achieving 65% of the defined 169 targets.<sup>5</sup> For example, over 70% of waste is generated in cities, more than 60% of global energy consumption occurs in urban areas, and approximately 70% of total greenhouse gas emissions emanate from cities.<sup>6</sup> Therefore, it is imperative to acknowledge that effective urban policies are integral to discussions on strategies for combating the climate crisis.

In this regard, IMM has undertaken the Voluntary Local Review (VLR) process with the aim of strengthening the role of cities in the new development agenda post-2030. On July 5, 2022, in Istanbul, two internationally attended panels were convened with a focus on the role of cities in sustainable development beyond 2030, aligning with this purpose. In the first session titled "Post-2030 Global Agenda: Assessment and Forecasts," moderated by Dr. Ayşe Ege Yıldırım (Culture 2030 Campaign), contributions from Ebru Bakkaloğlu Tüzeçan (Global Compact Turkey), Eda Tosun (Circle-Up), Prof. Dr. Gülden Erkut (Istanbul Technical University Department of Urban and Regional Planning), Louisa Vinton (UNDP Turkey), Yunus Arıkan (ICLEI - Local Governments for Sustainability), and Bahar Özay (UN Sustainable Development Solutions Network Turkey) were presented.

During this panel, as we approach the target year of 2030, evaluations were conducted on the achievements and challenges encountered in the process regarding the Sustainable Development Goals (SDGs). Additionally, discussions were held regarding forecasts for the new global sustainable development framework to be designed for the post-2030 era.

The second session, titled "A Discussion on the Role of Cities Beyond 2030," was moderated by Sibel Bulay (EkoIQ). This panel, featuring contributions from Agnès Charlotte Bickart (Metropolis), Apolline Bonfils (European Association for Local Democracy - ALDA), Prof. Eugenie Birch (University of Pennsylvania), Gabriella Gomez Mont (Experimentalista), Martino Miraglia (UN Habitat), Philipp Rode (LSE Cities), and Dr. Ramon Canal Oliveras (Barcelona City



Council - Agenda 2030), delved into discussions on the role of cities in the new sustainable development framework expected after 2030, given the anticipation of urban populations reaching 60%. The panel addressed opportunities and risks in this domain and explored the prospects of a monitoring model extending from local to global. Istanbul has shed light on the future of the global agenda, initiating discussions for a data-driven, evidence-based localized system. This approach was emphasized by the Head of the Istanbul Metropolitan Municipality Strategy Development Department at a session hosted by UN-Habitat during the World Urban Forum in Katowice, Poland, in 2022, the world's largest urban forum. Istanbul's commitment to the Sustainable Development Goals and its efforts in this process were presented to the public.

The Istanbul Metropolitan Municipality's Voluntary Local Review (VLR) Report is shared with the hope that it will contribute to and broaden the discussions on the alignment of world cities' sustainable development agendas and post-2030 debates, primarily benefiting Istanbul and other global cities in their pursuit of sustainable development goals.

5. OECD. 2020. *Achieving the SDGs in cities and regions*. <https://www.oecd.org/about/impact/achieving-sdgs-in-cities-and-regions.htm> (erişim tarihi 19.03.2023)

6. Susmita Dasgupta, Somik Lall, David Wheeler. 2022. *Cutting global carbon emissions: where do cities stand?* <https://blogs.worldbank.org/sustainablecities/cutting-global-carbon-emissions-where-do-cities-stand> (erişim tarihi 19.03.2023)

## a. Background and Methodology

The Istanbul Metropolitan Municipality (IMM) closely monitors the United Nations Sustainable Development Goals (SDGs) and international sustainability standards to implement initiatives aimed at alignment and improvement. In doing so, efforts are made to create a common value by considering stakeholder expectations.

This Voluntary Local Review (VLR) assesses and evaluates the contribution of the institutional policies and activities of the Istanbul Metropolitan Municipality to the global SDGs. IMM provides equitable and high-quality services to the entire population living within the Istanbul metropolitan area, encompassing approximately 16 million people in an area of around 5,400 square kilometers as of the year 2023. Istanbul is subdivided into 39 districts, each governed by democratically elected district mayors and councils. There exists a defined division of labor between IMM and district municipalities as per the laws. District municipalities are responsible for activities carried out at the local level, while IMM is responsible for matters and policy development concerning the broader city. IMM's areas of jurisdiction encompass critical urban infrastructure, a significant portion of the public transportation system's operation and development, the supply of drinking water and natural gas, wastewater and solid waste management, city-wide green and open spaces, and enhancing resilience to disasters. In this capacity, IMM functions as a metropolitan administration responsible for delivering essential urban services and improving the quality of life for a population larger than approximately 160 countries worldwide.

Istanbul, serving as a vital hub for millions of tourists annually and hosting the headquarters and production facilities of numerous national and international companies, holds a pivotal position in the Turkish economy. Ensuring the sustainability of economic growth, developing social policies for the equitable distribution of prosperity among Istanbul residents, and harmonizing economic development with the environment form the core policy priorities of the Istanbul Metropolitan Municipality (IMM).

In this context, the primary policy document guiding IMM's endeavors is the Istanbul Strategic Plan prepared for the 2020-2024 period. This plan, which directs IMM's approximately 64 billion Turkish Lira budget (approximately 3.5 billion USD) on an annual basis, holds legally binding status. The contribution of the allocated budget to the specified strategic objectives is monitored through annually prepared performance programs. Within this framework, IMM's fundamental policies are framed by 9 objectives and 48 targets.

During the preparation process of the strategic plan, a comprehensive analysis was conducted, encompassing the examination of international city indices, internal and external environmental assessments, and an analysis of the global risks and opportunities that cities are likely to encounter in the near future. When determining strategic priorities, thematic meetings were organized, and workshops were held with the active participation of both internal and external stakeholders of the municipality. This participatory approach facilitated the incorporation of the perspectives and expectations of diverse stakeholders into the 2020-2024 Istanbul Metropolitan Municipality Strategic Plan, which serves as a roadmap for sustainable development at the local level.

## Participation in Istanbul Metropolitan Municipality's Planning and Monitoring Processes

During the preparation of the 2020-2024 Strategic Plan, the Istanbul Metropolitan Municipality (IMM) placed a significant emphasis on the concept of "participation" and introduced the slogan "Istanbul Is Yours!" which marked the creation of the most inclusive strategic plan in the country's history. Throughout the process, various participatory methods were employed to conduct stakeholder analysis, resulting in feedback from over 200,000 participants.

In the stakeholder analysis process, interactive digital applications engaged 2,500 Istanbul residents, numerous surveys were conducted, and over 7,000 opinions and suggestions were collected through message boards placed in metro stations and exhibition areas. The use of message boards to reach citizens not accessible through surveys and workshops represents a first among participatory methods used in strategic planning nationwide.

To ensure maximum participation of all stakeholder groups in the Strategic Plan, thematic workshops were held in each area. Furthermore, during the Specialized Commission workshops, senior executives of the municipality collaborated with working groups to develop strategic tools such as prioritization, target texts, and target card templates for the activities and projects they aimed to achieve in their respective fields. The Specialized Commission Workshops allowed for the strong institutional ownership and collective intelligence approach to drive the preparation process of the Strategic Plan.

As part of the 2020-2024 Monitoring and Evaluation efforts, semi-annual monitoring and annual evaluation reports are being prepared. According to these reports, the performance of the 228 indicators related to the 9 objectives in the 48 target cards set out in the Strategic Plan for the year 2022 has been measured at 83.3%. On a Goal/Theme basis, Goal 1: Resilient Istanbul theme achieved 82.6%, Goal 2: Accessible Istanbul theme achieved 75.7%, Goal 3: Environmentally Sensitive Istanbul theme achieved 78.6%, Goal 4: Productive Istanbul theme achieved 72.5%, Goal 5: Sharing Istanbul theme achieved 72.4%, Goal 6: Livable Istanbul theme achieved 84.4%, Goal 7: Unique Heritage theme achieved 93.5%, Goal 8: Financial Sustainability theme achieved 94.4%, and Goal 9: Participatory and Innovative Management theme achieved 89.0%.

The 2020-2024 Strategic Plan is considered as a plan that contributes to the Sustainable Development Goals (SDGs) at the local level by reflecting an inclusive and innovative management approach that is accessible, environmentally conscious, productive, sharing, and aims to create fair living conditions while prioritizing the preservation of the city's heritage and targeting financial sustainability within the main service areas of Istanbul Metropolitan Municipality (IMM).

Another framework document that guides IMM's sustainable development policies is the Vision 2050 Strategy Document. Unlike the IMM Strategic Plan, Vision 2050, which has been prepared by IMM through an extensive partici-

patory process, outlines a long-term, comprehensive perspective on sustainable urban development that will be realized in collaboration with stakeholders, extending beyond the scope of IMM's responsibilities and budget. It includes policies such as limiting the expansion of built-up areas in Istanbul as part of the climate crisis mitigation, establishing urban sub-centers that enable compact development, facilitating the green transformation of industry, and transitioning to a green economy. "Vision 2050" is pivotal in guiding IMM's strategic plans in the coming years.

In this context, Istanbul's first Voluntary Local Review (VLR) is a key tool developed by IMM in line with the policy coherence goal for sustainable development (SDG Target 17.14). Through the VLR report, IMM systematically examines Istanbul's urban policies and IMM activities through a participatory method and links them with the SDGs. This process goes beyond capturing the relationships between the SDGs and municipal activities; the regularly updated and monitored IMM VLR will serve as a reference point in the future for the direct development of IMM policies and, indirectly, for guiding Istanbul's urban development.

Furthermore, awareness about the importance of sustainable development will be raised among local government employees and officials, and the connection between local initiatives and the global agenda will be established.

The Istanbul Metropolitan Municipality (IMM) Voluntary Local Review (VLR) for Sustainable Development Goals (SDGs) aims to measure IMM's contribution to the SDGs. To achieve this goal, the IMM VLR localizes the indicator set identified by the United Nations. The localization process consists of the following stages:

1. Officially identified 247 indicators for the SDGs were scanned, and locally applicable SDG targets and indicators were determined.
2. Indicators that were found to be impractical or untrackable at the local level were excluded from the monitoring scope.
3. Locally, the indicators of SDGs and targets where IMM could contribute to reaching the SDGs were compared with IMM Performance Indicators and IMM unit indicators. This comparison revealed that there was a low alignment between SDG indicators and IMM performance indicators.
4. Subsequently, a two-phase study was initiated to determine IMM's contribution to the SDGs. In the first phase, it was determined which SDG targets IMM's existing indicators would contribute to achieving. IMM indicators enable monitoring of 82 out of the 169 SDG targets.

In the second phase, new indicators were developed to track SDG targets that could not be addressed with existing IMM indicators but were meaningful at the local level. The addition of these indicators enabled the tracking of 11 more SDG targets, bringing the total number of monitored targets to 102.

The alignment study has ultimately determined that Istanbul Metropolitan Municipality's (IMM) activities are related to all SDGs, albeit at different levels. However, an issue of alignment has been observed concerning many of the SDG target indicators, as they are directly related to the jurisdiction and activities of local governments in Turkey. This issue has been pivotal in defining the methodology of the study, and it involved a localization process primarily consisting of desk research and regular meetings with municipal unit representatives.



During this stage, the focus was on monitoring the 17 SDGs within the scope of IMM's areas of operation. This approach will enable the measurement and tracking of IMM's institutional contribution to the SDGs. Additionally, it will facilitate the identification of problem areas and the establishment of realistic improvement goals.

The indicator set established in this context consists of four primary types of indicators. The first type, referred to as **"IMM Indicators,"** comprises indicators that are currently monitored by municipal units under the Strategic Plan (SP) and have been identified as directly related to the SDGs. The fact that these indicators have been identified by units and proposed for monitoring within the VLR framework is considered a significant sign of broadening the scope of routine work in the work environment.

The second type of indicator is referred to as **"New Indicators,"** which are meaningful for monitoring contributions to the SDGs but are not currently tracked by municipal units. These indicators have been suggested by the VLR coordination team, evaluated for suitability by municipal units, and accepted. In the initial VLR period, they are monitored as new indicators, with the goal of incorporating them into the strategic plan in subsequent periods, thereby transforming them into IMM indicators. This aspect highlights the importance of the VLR as a source for IMM's future monitoring methods.

The third category is labeled **"IMM Monitoring Indicators."** This category applies to indicators where IMM has limited intervention within its authority, but determining target values is challenging due to various reasons. The distinction between IMM Monitoring Indicators and IMM Activity Indicators is used for institutional-level data where the increase or decrease is beyond the control of IMM units and, therefore, target values cannot be defined (e.g., "the number of persons diagnosed with tuberculosis under outpatient diagnosis and treatment services").

The fourth category is **"Istanbul Monitoring Indicators."** These indicators enable a comparison of IMM's activities contributing to the SDGs with city-level data for which IMM has no direct impact or intervention. For instance, the reduction of carbon emissions, the amount of fossil fuel used by industrial facilities, and private vehicle usage are directly related to reducing carbon emissions in the city. IMM contributes to improvements in these areas through its transportation policies, investments, and initiatives such as public transportation and renewable energy. However, comprehensive intervention requires multifaceted actions. Monitoring indicators aim to measure IMM's policy and activity contributions to the SDGs in such areas. Still, due to their dependence on external factors, setting specific targets is not possible.

In this framework, IMM's contribution to all 17 SDGs is considered in relation to five challenge areas prioritized by the municipality: Social Welfare Crisis, Ecological Crisis, Economic Crisis, Urban Crisis, and Governance/Democracy Crisis.

These five headings are aligned with the Global Urban Monitoring Framework (UMF) developed by UN-Habitat, taking into account the themes of Vision 2050 and IMM Strategic Plan. UMF, focusing on SDG 11, describes a mixed set of indicators under five headings: Society, Economy, Environment, Culture, and Governance. The indicator set aims to ensure that developed urban policies contribute to these five headings under the principles of inclusivity, security, resilience and sustainability, in addition to SDG indicators. It draws from indicators of organizations such as the OECD, UNICEF, New Urban Agenda (NUA), and City Prosperity Index.

The IMM Strategic Plan consists of eight themes: Accessible Istanbul, Environmentally Conscious Istanbul, Productive Istanbul, Sharing Istanbul, Living Istanbul, Unique Heritage, Financial Sustainability, and Participatory and Innovative Governance. The indicators used in monitoring this plan constitute the performance indicators of the municipality. IMM VLR largely aims to develop a monitoring mechanism using these indicators. While the "Culture" theme of UMF aligns with IMM's "Unique Heritage" theme, it has not been considered a separate theme due to the relatively low number of monitored indicators within the scope of IMM VLR. Nevertheless, the improvement of the culture and heritage sector within the monitoring system remains one of the key areas highlighted by IMM VLR, as also addressed in the Culture 2030 campaign.

On the other hand, Vision 2050 encompasses themes such as "Environmentally Protecting and Climate-Adaptive City," "Efficient and Inclusive Mobility," "Integrated and Smart Infrastructure Systems," "Vibrant and Responsive Spaces for Good Living," "Transforming and Resilient Economy," "Accessible and Equitable Urban Opportunities for All," and "Equal and Free Society." These themes align with IMM's challenges in the five crisis areas. However, due to its holistic and multi-stakeholder approach to urban development, Vision 2050 includes indicators that cannot be achieved solely through IMM's activities. Therefore, the indicators included in Vision 2050 have been incorporated into the VLR as Istanbul Monitoring Indicators. A comparative assessment of these themes from the reference studies is provided in the table.

### IMM VLR Alignment Map

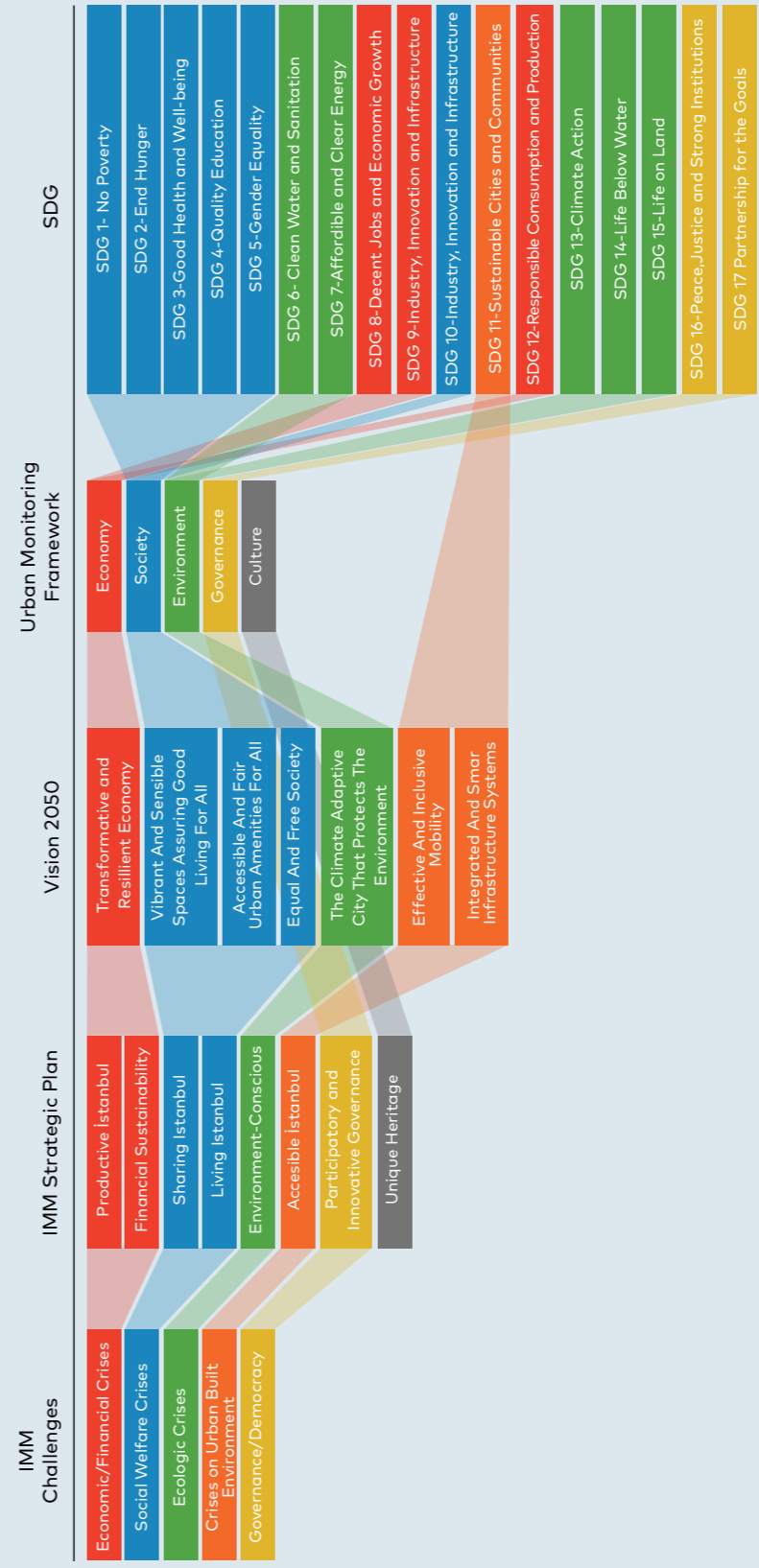


Figure 4. Themes Defined for IMM VLR and Distribution of SDGs

This VLR primarily aims to measure İstanbul Metropolitan Municipality's (IMM) contribution to the Sustainable Development Goals (SDGs). It's important to note that the interventions of public, civil society, and private sector actors also influence İstanbul's contribution to the SDGs. IMM is working on developing multi-stakeholder and participatory policies to guide these actors and provide comprehensive responses to the crises mentioned in the VLR. The İstanbul Monitoring Indicators used within the scope of the VLR are utilized to track the level of achievement of the objectives outlined in these policy documents.

Although it is related to all SDGs, the "İstanbul Vision 2050 Strategy Document," which serves as a roadmap for İstanbul's urban development as a whole, stands out. The "Local Equality Action Plan," aiming to improve local government services from the perspective of gender equality and social justice, and the "İstanbul Climate Change Action Plan," prepared in line with the goal of becoming a carbon-neutral and resilient city by 2050, are fundamental policy documents that provide solutions in relevant themes for IMM. Additionally, there are supporting policy documents primarily related to a single SDG, such as the "İstanbul Sustainable Urban Mobility Plan," which proposes an environmentally friendly, sustainable, accessible, and healthy transportation system for İstanbul, or the "İstanbul Food Strategy," which aims to transition to a food system where healthy and good-quality food is accessible to everyone.

The themes identified for IMM VLR and the distribution of SDGs are as follows:

- Social Welfare (SDGs 1, 2, 3, 4, 5, 10)
- Ecology (SDGs 6, 7, 13, 14, 15)
- Economy/Development (SDGs 8, 9, 12)
- Urban/Built Environment and Infrastructure (SDG 11)
- Governance/Democracy (SDGs 16 and 17)



Figure 5. IMM Challenge Areas

Each theme follows the structure below:

1. Conveying the current situation of İstanbul with data.
2. Presenting IMM's perspective on policies reflecting the theme/crisis area with key policy documents.

Evaluating IMM's major activities in its areas of responsibility:

- a. Contributions to the SDGs.
- b. Presentation of supporting policy documents.
- c. Examples of best practices.

Presentation of selected indicators for the SDGs and SDG targets.

The report concludes with a final section that draws lessons from the IMM VLR process and offers recommendations for monitoring IMM VLR and emphasizing the role of cities in the redefined sustainability agenda beyond 2030.

## B. VLR at a Glance

Istanbul Metropolitan Municipality contributes to achieving the 17 Sustainable Development Goals (SDGs) at different levels. The first IMM VLR monitors this contribution with 506 indicators (416 unique indicators).

IMM VLR utilizes four primary types of indicators: IMM Indicators, New Indicators, IMM Monitoring Indicators, and Istanbul Monitoring Indicators. Among these four groups, IMM Indicators, which are monitored and reported by various units of the municipality, constitute 68% (349 indicators) of the indicator set (Figure 1). This is a significant indication, both specifically for IMM and generally for local governments, of the contribution of their work to achieving the SDGs. The remaining 17% of the indicator set, comprising 86 indicators, were proposed for the first time during the VLR process and have been decided to be monitored in the future.

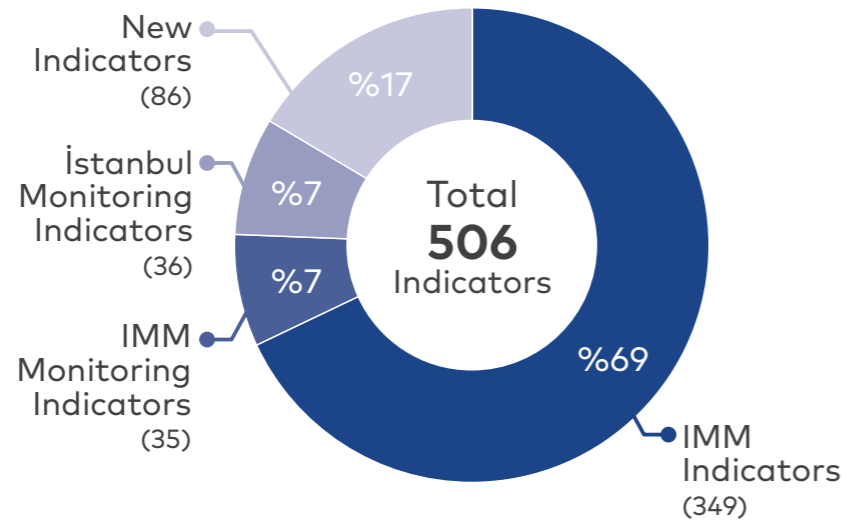


Figure 6. Indicator Types and Numbers Used in IMM-VLR

The distribution of indicators according to the SDGs is shown in Figure 7. Of these, 121 indicators (approximately 24%) are related to the goal of “Making Cities and Human Settlements Inclusive, Safe, Resilient, and Sustainable” (SDG 11). This goal, which is presented as a standalone theme in IMM VLR (Urban Built Environment/Infrastructure Crisis), directly encompasses IMM’s areas of activity, including housing, transportation, planning, natural and cultural heritage, disaster prevention and mitigation, waste management, and access to green spaces, along with its sub-objectives.

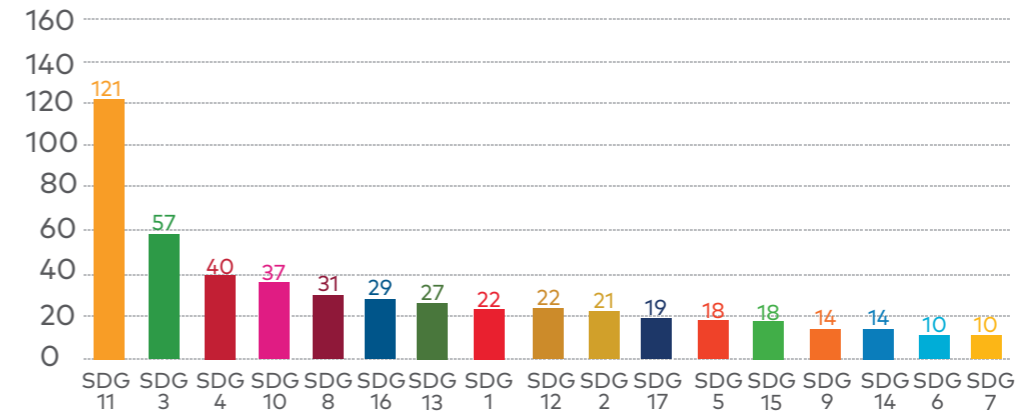


Figure 7. Distribution of indicators used in IMM-VLR by SDGs

A significant portion of IMM's activities contributes to this goal, with the Department of Culture and the Department of Cultural Heritage playing a crucial role in advancing Istanbul's cultural development. Other essential components of this goal include the creation of disaster-resilient cities, planned urban settlements, the development of inclusive transportation policies, and the increase in green areas with improved accessibility. Interrelated in these components, the Department of Earthquake, Risk Management, and Urban Improvement focuses on disaster preparedness and urban transformation in housing areas. The Department of Urban Planning and Development is responsible for housing area production and planning. Meanwhile, the Department of Transportation and the Department of Rail Systems take the lead in public transportation investments and regulations related to these components.

In terms of the number of indicators, the theme that IMM's activities contribute the most to is the Social Welfare Crisis. Following this theme are the Urban Built Environment/Infrastructure Crisis (comprising 24% of the indicators), Environmental Crisis (15%), Economic Crisis (13%), and Governance and Democracy Crisis (10%).



Figure 8. Number of indicators by IMM Challenge Areas

Under the theme of the Social Welfare Crisis, there are 192 indicators related to SDG 1 (No Poverty), SDG 2 (Zero Hunger), SDG 3 (Good Health and Well-being), SDG 4 (Quality Education), SDG 5 (Gender Equality), and SDG 10 (Reduced Inequalities). These indicators make up more than one-third of the entire set. The Department of Social Services plays the most active role with 48 indicators spread across all the goals within this theme. SDG 10, Reduced Inequalities (16 out of 36 indicators), is largely monitored with indicators under the responsibility of this department. SDG 4 (Quality Education) is also mainly tracked with indicators from the Department of Social Services, but the Department of Human Resources and Education shares an equal level of responsibility. SDG 2, Zero Hunger, is mostly monitored with indicators from the Department of Agricultural Services (15 out of 21 indicators), while SDG 3, Good Health and Well-being, is mainly monitored with indicators from the Department of Health (19 out of 56 indicators). SDG 5 (Gender Equality) is tracked with indicators from various municipal units such as the Department of Strategy Development, Department of Support Services, Department of Correspondence and Decisions, and Department of Human Resources and Education, among others, emphasizing the collaboration of all municipal units and units responsible for institutional capacity development.

Among the municipal units working to address the social welfare crisis, the Department of Social Services, Department of Health, Department of Agricultural Services, and the Department of Human Resources and Education stand out. The key guiding policy document in this field is the IMM Local Equality Action Plan. The primary aim of this policy document is to ensure the fair and inclusive provision of urban opportunities from a Gender Equality perspective across the city. Two additional documents that support this policy are the Obesity Combat Action Plan and the Migration and Cohesion Action Plan.

Under the theme of the **Ecological Crisis**, SDG 13 (Climate Action) is the most closely monitored goal with 26 indicators. IMM's primary institutional responsibility in this area is to integrate measures to combat climate change into IMM's policies, strategies, and plans; strengthen infrastructure; and increase the city's resilience by being prepared for disasters. In this context, the Department of Environmental Protection and Control, the Department of Earthquake Risk Management and Urban Improvement, the Fire Department, and the Parks, Gardens, and Green Areas Department monitor IMM's contribution to this goal with the highest number of indicators. In terms of the number of indicators, SDG 13 (Climate Action) is followed by SDG 15 (Life on Land) with 18 indicators. IMM's contribution to this goal is primarily related to the preservation and enhancement of urban green areas and terrestrial ecosystems. Therefore, the majority of indicators under this goal are monitored by the Parks, Gardens, and Green Areas Department (13 out of 20 indicators).

The 2030 Agenda has two goals related to water. SDG 6 (Clean Water and Sanitation), which is mainly assessed as part of the Social Welfare theme, particularly addresses access to clean water and sanitation in countries where it is not available. In the context of Istanbul, this goal is approached by improving the quality of water treatment, reuse, and discharge into the sea in an environmentally friendly manner. This goal represents an important exception within IMM VLR. İSKİ, as an institution not under the responsibility of an IMM department, is responsible for monitoring all indicators of this goal. SDG 14 (Life Below Water) is monitored by the Department of Environmental Protection and Control, the Department of Agricultural Services, İSKİ, and the Department of Planning and Urbanization in relation to land use and the preservation of terrestrial ecosystems.

SDG 7 (Affordable and Clean Energy) is indirectly related to IMM's direct service area, but it is associated with IMM's initiatives in waste-to-energy conversion within the framework of effective resource management. Activities in this area are monitored by the Department of Environmental Protection and Control, which is responsible for the transport, recycling, disposal of waste, and energy production from waste, and the Parks, Gardens, and Green Areas Department, which is responsible for energy studies in IMM buildings.

İETT also plays an important role among the institutions related to this goal in the long-term goal of providing the city's road-based public transportation system with electric vehicles.

The key policy document for the Ecological Crisis theme is the Istanbul Climate Change Action Plan. Prepared with the support of the C40 Cities Climate Leadership Group, this document, which also makes important contributions to Partnerships for the Goals (SDG 17), commits Istanbul to becoming a carbon-neutral and resilient city by 2050 and proposes concrete actions in line with this goal.

In the context of the **Economic Crisis theme**, the relevant Sustainable Development Goals (SDGs) are SDG 8 (Decent Work and Economic Growth), SDG 9 (Industry, Innovation, and Infrastructure), and SDG 12 (Responsible Consumption and Production). Under these goals, the activities related to the responsibilities of the Istanbul Metropolitan Municipality (İBB) aim to support entrepreneurship, provide employment-focused training, ensure effective waste management, and establish efficient infrastructure. Each of these three goals includes indicators related to these responsibilities. Under SDG 8, the Environmental Protection and Control Directorate is responsible for monitoring waste management for sustainable growth, while the Human Resources and Education Directorate is responsible for monitoring indicators related to employment-oriented training.

In the **Governance/Democracy Crisis theme**, the unit responsible for monitoring the most indicators is the Directorate of Foreign Affairs. A total of 48 indicators are monitored under this theme, with 29 indicators related to SDG 16 (Peace, Justice, and Strong Institutions) and 19 indicators related to SDG 17 (Partnerships for the Goals). The Directorate of Foreign Affairs is responsible for monitoring 16 of these indicators, primarily focusing on global partnerships for SDG 17. Other directorates responsible for monitoring these goals also track a similar number of indicators. This is because SDG 16 and SDG 17 require interdepartmental collaboration and coordination due to their nature.

**NO**

**istanbul  
confronting  
crises**



## a. Social Welfare Crises



istanbul  
confronting  
crises

02



## Current Situation<sup>7-8</sup>

According to data from the Turkish Statistical Institute (TÜİK), in 2021, the average equivalent household disposable income in Turkey was 37,400 Turkish Lira, while Istanbul had the highest income among the 2nd level regions classified by the Turkey Statistical Regions (IMMS) with 51,765 Turkish Lira. Istanbul also ranks 1st in the Interprovincial Competition Index, which was prepared with a total of 266 indicators in the fields of secondary data-based social, economic, entrepreneurship, and innovation.

The P80/P20 ratio, calculated as the income of the highest-income 20% compared to the income of the lowest-income 20%, indicates that income inequality decreases as the ratio decreases. As of 2021, according to TÜİK data, this ratio was 7.6 in Turkey, but in Istanbul, it was the highest among regions with a value of 8.2. Another important indicator of income inequality, the GINI coefficient, also exceeded the Turkish average of 0.401 in 2021, reaching 0.434.

The population growth rate in 2022 was 7.05 per thousand in Turkey, while it was 4.2 per thousand in Istanbul. The average household size in Istanbul in 2022 was 3.2.

7. <https://istatistik.yok.gov.tr/> (Date of Access: 28.01.2023)

8. TÜİK. (2022). *Gelir ve Yaşam Koşulları Araştırması*

### KEY INDICATORS

Infrastructure .....	1.
Transport .....	1.
Health .....	1.
Education .....	58.
Higher Education .....	1.
Technological Infrastructure .....	1.

### ECONOMIC STRUCTURE

Macroeconomics .....	1.
Tourism .....	2.
Agriculture .....	79.

Table 2. *İstanbul's Ranking Among Provinces in Specific Indicators*

Share of Economic Sectors in Gross Domestic Product

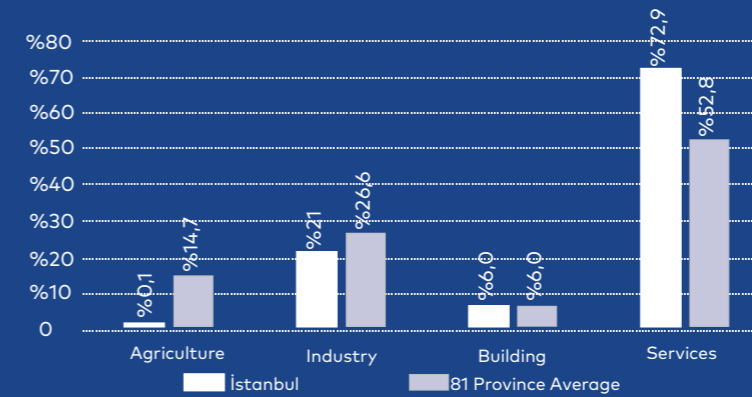


Figure 9. *Comparison of Türkiye and İstanbul - Ratio of Economic Sectors on GDP*

Although it is the highest income region of Turkey, poverty is one of the most important problems of Istanbul. Istanbul Planning Agency announced that the rate of the population considered poor in Istanbul in 2021 was 12.32%. Among the applicants for IMM Social Assistance (SEDEP) in 2022, there are 624,813 people whose per capita income is below 1/3 of the minimum wage. While the age dependency rate is 46.8% in Turkey, it is 39.1% in Istanbul.

Population Pyramid (2022)

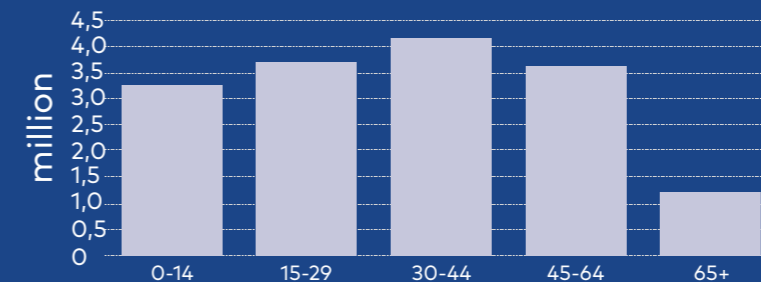
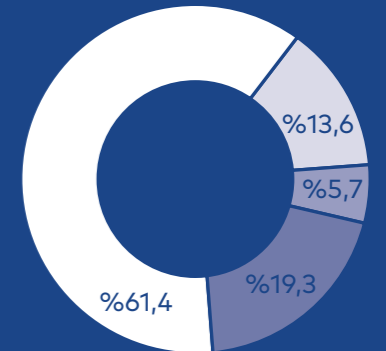


Figure 11. *İstanbul Population Characteristics*

Household Types (2022)



Legend:  
 Nuclear Family  
 Extended Family  
 Other  
 Single Family

Average in Istanbul Household size is 3.2, 3.17 in Turkey.

Figure 10. *Household Types in İstanbul*

### POPULATION 15.907,951

Age	Province	TR
0-14	%20	%22
15-29	%23	%23
65+	%8	%10

## Current Situation

In terms of education and health indicators, Istanbul surpasses the Turkish average. In Istanbul, the net enrollment rates for children aged 3-5 in the 2021-2022 academic year are 41.14% for ages 3-5 and 71.98% for 5-year-olds. The enrollment rates for primary and secondary school are 93.7% and 90%, respectively. There are no significant gender differences in these rates. According to data from the Higher Education Council (YÖK), approximately 1.3 million students are enrolled in 59 universities in Istanbul, spanning various education levels, with 42.5% of them being female.<sup>9</sup> According to TÜİK's 2021 data, the illiteracy rate in Istanbul is 1.63% (approximately 223,000 people), with a notable difference between males (0.43%) and females (2.83%).

In Istanbul, as of 2021, there were 267 physicians per 100,000 people, and the number of hospital beds per 100,000 people was 296. Istanbul exceeds the Turkish average in health indicators.

The labor force participation rate in Istanbul is 54% (TÜİK, 2021), with approximately 72% for men and 36% for women. Female labor force participation decreases as the level of education decreases. In Istanbul, among employed individuals with a higher education degree, 42.8% are women, while among high school or equivalent graduates, 29.2% are women, and among those with less than a high school education, 24.7% are women.

The 21% proportion of women among Istanbul's members of parliament is higher than Turkey's average of 17.3% but falls below the world average of 26.1%. In the 2019 local elections, the proportion of women among elected local politicians in Istanbul, including mayors and municipal council members, was 18%. Women make up 15% of neighborhood muhtars (142 women). Among the 24 department heads who served at the Istanbul Metropolitan Municipality (IMM) between 2014 and 2017, 2 were women (8.3%), and among the 94 branch directors, 8 were women (8.5%). The percentage of women among managers increased to 19% in 2019 and further to 29% in 2021.

Approximately 86.3% of Istanbul's population is registered in provinces outside of Istanbul, according to the population registration system. Based on the population registration system, individuals from the Black Sea and Eastern Anatolia regions have the highest number of registrations in Istanbul.

As of the end of 2022, there were approximately 736,000 foreigners with residence permits in Istanbul, constituting 4.6% of the city's population. Among non-Turkish citizens registered in Istanbul, Syrians form the largest group, followed by individuals from Turkmenistan, Iraq, Iran, Afghanistan, and Egypt. As of December 2022, the number of Syrian temporary protection beneficiaries in Istanbul is 543,973. Istanbul is the city that hosts the largest number of migrants and refugees in the world, as well as being the Turkish city that hosts the largest number of migrants and refugees.

---

9. <https://istatistik.yok.gov.tr/> (Date of Access: 28.01.2023)

# IMM Supporting Policy Document

## The IMM Local Equality Action Plan

IMM has outlined its policies and a roadmap for 2021-2024 through the Local Equality Action Plan to mainstream gender equality in all the services it provides.

Following IMM's commitment to the European Charter for Equality of Women and Men in Local Life in 2019, the Local Equality Action Plan was developed through a participatory approach. It involved 42 focus group meetings with representatives from 61 civil society organizations, 10 council members from IMM and district municipalities, 7 experts and academics, and 21 IMM department heads.

The plan includes objectives framed within 15 goals, along with indicators and responsible units to monitor the achievement of these goals. The coordination unit of YEPP (Local Equality and Gender Platform) within IMM plays a crucial role in overseeing the implementation process of the plan.

*The Local Equality Action Plan is the process of building this city together. It's a strategic roadmap that facilitates the allocation of resources, responding to the needs of women, as well as the care of children, disabled individuals, the elderly, and similar groups. It aims to ensure that resources are provided, budgets are allocated, and the process is monitored in a way that caters to these needs.*

*This plan was developed through a participatory approach involving women, relevant civil society organizations engaged in the fight for equality, IMM top management and staff, neighborhood muhtars (leaders), and council members.*

*Ekrem İmamoğlu  
(Local Equality Action Plan - Preface)*

## Objectives of Local Equality Action Plan

1. Ensure widespread and effective participation in policy development, planning, implementation, and evaluation processes for achieving gender equality.
2. Prevent gender-based violence and discrimination.
3. Make healthcare services accessible without discrimination based on gender, emphasizing gender equality and diversity to ensure the full exercise of the right to health.
4. Combat poverty by developing mechanisms with a gender equality perspective.
5. Ensure full access to healthy housing based on gender equality and social justice.
6. Empower women economically by considering their diverse needs and circumstances.
7. Improve public services by reorganizing care policies and services.
8. Create an accessible and safe city for everyone in urban design and planning.
9. Provide quality social life opportunities for socially disadvantaged groups that cannot access equal rights.
10. Implement an inclusive transportation policy for diverse needs.
11. Provide easy access to cultural, artistic, and sports activities for everyone, with a priority on women and children.
12. Diversify public relations, information, and promotional tools.
13. Transform Istanbul into a livable city.
14. Contribute to achieving gender equality in education through lifelong learning opportunities.
15. Eliminate the deepening impact of inequality during disaster and crisis periods through equitable and participatory methods.

To ensure the well-being and prosperity of Istanbul's residents is among the top priorities of the Istanbul Metropolitan Municipality. This responsibility entails ensuring that all residents can benefit from municipal services without discrimination based on age, religion, nationality, gender, or income level. Moreover, it aims to ensure that no one is left behind in accessing both municipal services and the opportunities provided by the city. Therefore, supporting disadvantaged groups in the community to effectively access these services and opportunities is a priority for IMM.

In the field of social services, the vision is to empower all groups with different social needs through rights-based, inclusive, and supportive social services and policies. Accordingly, rights-based, holistic, data-driven, target-focused, and inclusive services are developed and implemented. All implemented services and policies are fundamentally built on combating poverty, with a focus on disadvantaged groups such as women, children, youth, disabled individuals, immigrants, refugees, and dependent individuals.

IMM's social policies primarily focus on reducing the support needs of low-income social groups and providing them with dignified jobs and professions (SDG 10). Activities and policies are particularly directed towards disadvantaged social groups such as low-income individuals, disabled people, immigrants, and refugees. The goal is to ensure equal opportunities for all Istanbul residents in benefiting from urban facilities.

SDG 10 is monitored with numerous indicators in various areas, including social support, vocational education, employment, disability services, migration and integration policies, and free internet access. Explanatory texts regarding these indicators related to other SDGs in this theme are found under the other Goals in the Society section, with a focus on gender equality, especially SDG 5.

At the time this report was written, Turkey and the world were facing problems caused by the Covid-19 pandemic, economic crisis, and major earthquakes that occurred in early 2023. The adverse effects of these crises, as seen in the pandemic example, continue to impact disadvantaged social groups, particularly those without regular income or in low-income situations. In the early days of the pandemic, as a result of the deprivation experienced, one out of every four households in Istanbul contacted IMM for social assistance needs. Over time, high inflation and economic downturns in Turkey and worldwide



have increased the vulnerability of these groups. In the face of deepening poverty and hunger in Istanbul, supporting needy Istanbul residents has become a top priority for the municipality. IMM is working to prevent poverty in Istanbul by providing in-kind and cash support to those in need through the Social and Economic Support Program (SEDEP) (SDG Target 1.1 and SDG Target 1.2). Of the beneficiaries of SEDEP, 84% are women. IMM has increased the budget allocated to social support nearly threefold compared to the previous year during the pandemic period.

# IMM's System Graduation Approach

The Istanbul Metropolitan Municipality has restructured its approach to social support, moving beyond in-kind and cash assistance to develop comprehensive social policies that encompass all segments of society. IMM aims to provide lasting solutions to poverty by adopting a multi-dimensional social policy approach. The approach emphasizes the concept of "graduation from the system," wherein those in need are supported in building more secure, sustainable, and resilient livelihoods. Under this approach, comprehensive and rights-based social service guidance is provided to those in need, and the Regional Employment Offices are used to facilitate job training and vocational development. In other words, activities around poverty alleviation are focused on transitioning individuals who have been passive in social life into a productive role in society by enhancing their personal and social capabilities and helping them enter the workforce. The number of citizens who have graduated from the social support system and moved towards a stronger and independent life reached 841 in 2022 (SDG Target 1.3).



IMM's efforts focus on combating poverty and addressing various other challenges. These efforts are in line with the Sustainable Development Goals and aim to improve the well-being and equality of all Istanbul residents, particularly the most vulnerable members of society. Therefore, it is committed to providing sustainable, comprehensive, and innovative solutions to various challenges, particularly in the fight against poverty. To achieve a lasting reduction in poverty, IMM supports Istanbul residents who apply for assistance through the System Graduation approach, which has been developed by IMM and is monitored as part of its strategic plan. This approach aims to help individuals and families become self-reliant rather than creating dependency on social assistance, in line with the goal of fostering self-sufficient individuals and a prosperous society.

To ensure that everyone can benefit from urban opportunities (SDG Target 1.4), IMM provides services aimed at empowering disadvantaged social groups:

The transition to remote education as part of COVID-19 measures highlighted the importance of access to information and communication technologies for students. Current data shows that about 20% of households in Türkiye do not have access to the internet, with only 31% of women having internet access<sup>10</sup> IMM has initiated the distribution of tablets to 40,000 students to address this inequality at the local level.

<sup>10</sup> *Istanbul Local Equality Action Plan, p.27*

As of 2021, Istanbul Metropolitan Municipality has inaugurated university student dormitories for the first time in its history. With 10 dormitories and a total capacity of 2,800 beds established in 2022, IMM aims to provide services to 5,000 students for the academic year 2023-2024.

To increase access to preschool education, IMM plans to open 150 Children's Activity Centers in 150 neighborhoods. These centers, called "Yuvamız İstanbul Çocuk Etkinlik Merkezleri," offer educational services to children aged 3 to 6 in an environment where they can develop psychosocial skills. As of December 2022, 43 centers have been completed and opened, 42 centers are under construction, and 27 Children's Activity Centers are in the project planning phase.

IMM provides education through a total of 1,045 programs in the 2022-2023 academic year, including both in-person and remote learning methods Via the Institute Istanbul ISMEK. Approximately 108,845 individuals participate in face-to-face education, while 134,799 individuals benefit from remote education. By the end of 2022, a total of 518,170 individuals have benefited from Institute Istanbul ISMEK's training programs, with 167,666 individuals benefiting from employment-focused disciplines. IMM's Regional Employment Offices (BİO) and two mobile units have facilitated employment for approximately 75,000 people in the private sector.

In 2022, IMM supported about 52,000 people in the private sector with 17 Regional Employment Offices (BİO) and two mobile units. In the first four months of 2023, IMM exceeded its annual employment target, providing employment opportunities for approximately 105,000 people.

IMM's efforts to end hunger (SDG Target 2.1) are integrated with its poverty alleviation policies (SDG 1). These support measures include milk support for children aged 3-6 and biscuit support for families with children aged 6-24 months. The "Halk Süt/Milk for All" project aims to support children's bone, dental, and brain development through balanced nutrition. Within this program, eligible families receive monthly milk distributions of 8 liters for one child, 12 liters for two children, and 16 liters for three or more children. In 2022, approximately 89,000 children received free milk through this program. The milk provided through the "Halk Süt/Milk for All" project is sourced from local farmers in Istanbul's Silivri, Çatalca, and Arnavutköy districts, thereby supporting both families in need and local producers.

IMM has also initiated the "Kent Lokantası/City Restaurants" project to contribute to affordable and healthy nutrition for students, minimum wage workers, and small business owners. The project includes Kent Lokantası restaurants, where exclusively female employees work, promoting women's employment. These restaurants offer meals prepared by experienced chefs in hygienic kitchens at IMM's Logistics Support Center. In 2022, five Kent Lokantası restaurants were opened in Fatih, Bağcılar, Sultanbeyli, Üsküdar, and Ümraniye, with a total area of 985 m<sup>2</sup>, seating for 320 people, and serving a total of 258,616 people with the help of 45 staff members.

Ensuring that a significant portion of the city's food needs is met from its own resources holds an important place in IMM's food policies. In this context, it is aimed to utilize 100% of agricultural lands by the year 2050 and increase productivity in all of them through incentives. The proliferation of practices such as vertical farming and urban gardens that enable urban agriculture in residential areas is also targeted.



Additionally, the establishment of three Community Gardens aims to allow citizens to contribute to their family budgets by consuming the products they produce themselves. With 32 Nursery Gardens implemented at Yuvamız İstanbul Children's Activity Centers, efforts are made to cultivate an interest in agriculture among the children of Istanbul, provide them with knowledge about plant production, and teach them the various stages through which vegetables and fruits go before reaching the dinner table.

IMM plays a significant role in supporting small-scale farmers and fishermen living in rural areas of Istanbul who engage in agricultural activities and require economic support to achieve Sustainable Development Goal 2.3. This support includes providing seedlings, seeds, feed, irrigation, and education. Furthermore, machinery and equipment support is extended to agricultural development cooperatives and breeding cattle associations. IMM also supports the



opening of producer/cooperative markets where farmers can sell their products directly without intermediaries. Currently, two markets operate for this purpose, along with two rural markets.

To further promote agricultural production and cooperatives, IMM has initiated the Public Market (Halk Market) e-commerce project. This project aims to make cooperative products from all over Türkiye accessible for consumption and offers support to small-scale producers facing marketing challenges. As of November 2022, IMM Halk Market offers 600 products from 50 cooperatives in 27 cities.

These efforts are designed to alleviate economic challenges faced by small-scale farmers who struggle with production due to economic reasons. By enabling them to engage in production, reducing agricultural input expenses,

lowering production costs, and facilitating the direct sale of agricultural products in our markets, IMM aims to increase farmers' income, thus contributing to the sustainability of production. Additionally, support provided to small-scale fishermen and beekeepers enhances the sustainability of fishery and honey production. Through inspections, IMM ensures that Istanbul residents have access to fruits, vegetables, and seafood in more hygienic environments, while also preventing non-standard seafood fishing and informal trade.

In this context:

- In 2022, 2,549 producers received support for summer and winter vegetable seedlings, oilseed sunflower seeds, silage corn seeds, wheat seeds, fertilizer, drip irrigation hoses, and 157,347 liters of diesel fuel.
- 1,730 livestock breeders received support for cattle feed, lamb fattening feed, and bee feed.
- 1,300 fishing boats were provided with boat maintenance materials and waterproof raincoats.
- Expert engineers offered on-site solutions for plant diseases, pests, and fertilization issues.
- Within the scope of the work on local seeds, a total of 315 decares of land in Silivri, Çatalca, Arnavutköy, and Beykoz districts, and 156 decares in Silivri and



Sancaktepe districts were used for planting in 2022. In 2021, 242 decares of land in Silivri and Çatalca were used for planting. In 2020, 25 decares in Çatalca were dedicated to this purpose, and in 2019 and 2020, a total of 71.5 decares in Silivri and Çatalca were used for planting, which resulted in successful harvests.

- The Seymen Village Agricultural Development Cooperative, as well as the Akbaba, Alibahadır, Mahmutşevketpaşa, and Paşamandıra Agricultural Development Cooperatives, the Istanbul Cattle Breeders' Union, and the Silivri Chamber of Agriculture received support with a total of 19 pieces of machinery.

The Farming in Istanbul (İstanbul'da Tarım Var) initiative has revitalized previously abandoned fields, greenhouses, and gardens that were left unattended by farmers due to economic reasons. As part of the effort to bring idle agricultural land back into production, wheat was cultivated on a 176,000 m<sup>2</sup> area owned by the Istanbul Metropolitan Municipality. The harvested wheat was processed into flour and distributed to those in need as part of a social support program. The straw and bran were utilized as animal feed.

To enable farmers to directly connect with consumers without intermediaries, Producer/Cooperative Markets have been established. These markets have 333 registered farmers and 97 cooperatives.



In terms of sustainable and resilient agriculture in Istanbul, IMM has implemented a closed-loop system in nine out of fifteen irrigation ponds that provide water to farmers. This system promotes water conservation and increases productivity as part of Sustainable Development Goal 2.4.

Additionally, IMM conducted trial plantings of 11 varieties of local seeds in 2022 to support farmers with high-adaptation, efficient, and quality local seed varieties tailored to Türkiye's climate and soil conditions, contributing to Sustainable Development Goal 2.5.

In 2021, 450 farmers received training on Vegetable Cultivation Techniques and Disease Management, and in 2022, 703 farmers received training on Strawberry Cultivation, as well as Vegetable Cultivation Techniques and Disease Management.

In Türkiye, the provision and improvement of health and education services are primarily the responsibility of national institutions. Istanbul Metropolitan Municipality's activities in the field of health include information and awareness campaigns, outpatient treatment in limited circumstances, home care for disadvantaged groups, psychosocial support, and rehabilitation activities, all of which contribute to achieving all the targets of Sustainable Development Goal 3.

To ensure that health services are efficiently and sustainably provided based on scientific data, Istanbul Metropolitan Municipality has established a Science Advisory Board.

Istanbul Metropolitan Municipality adopts a social municipalism approach and carries out various activities within the scope of preventive, proactive, and curative health services. These activities are grouped under the following headings:

- **Home Health Services:** Mobile teams provide services such as doctor visits at home, nursing care, psychological counseling, in-home physical therapy, personal care, household cleaning, and patient transportation.
- **Community Mental Health Services:** Specialized clinical psychologists offer psychological counseling and therapy for adults, adolescents, and children. When deemed necessary, psychiatric counseling and therapy services are also provided by clinical psychologists.
- **Outpatient Diagnosis and Treatment Services:** Four medical centers offer expert medical examinations, imaging, laboratory tests, physical therapy, and dental services primarily for disadvantaged social groups and those in need. These services benefit over 200,000 individuals annually, and capacity is being expanded with the opening of new health centers.
- **Addiction Services:** Counseling, referral, and support services are provided to individuals and their families struggling with behavioral (technology) and physical (alcohol and substance) addictions. Additionally, educational seminars and workshops are conducted to raise awareness about addiction and offer preventive and protective intervention methods and communication strategies for addicted individuals and their families.
- **Istanbul 95 Program:** Regular home visits are made under the Istanbul 95 Program, offering guidance and counseling to families regarding prenatal and postnatal maternal health, the cognitive, fine motor, language, social, physical, and emotional development of children, nutrition, and parenting topics.<sup>11</sup>

11. *Istanbul Local Equality Action Plan P. 26-27*

IMM focuses its efforts in the formal education field, which is under the responsibility of the central government, on raising awareness, providing support to those in need, and increasing the school enrollment rate. Within this framework, IMM offers backpacks and stationery sets to identified underprivileged primary school students at the beginning of the academic year (SDG Target 4.1).

Moreover, IMM operates five Youth Centers that serve more than 12,000 users annually. Additionally, with over 50 next-generation libraries reaching a membership of more than 400,000, as well as six Community Centers, IMM provides support to students who require a study area for post-school homework and study sessions. Notably, 21 new libraries were opened in 2022 to further enhance these services.

During the Covid-19 pandemic, IMM distributed tablets to ensure that disadvantaged children have equal access to education, enhancing Sustainable Development Goal 4.3.

With the "Support for University Students" program, educational assistance is provided to university students in Istanbul. In 2021, approximately 52,000 students benefited from this support, while in 2022, the number increased to 72,840 (SDG Target 4.3).

IMM places a strong emphasis on expanding early childhood education (SDG Target 4.2) and vocational education (SDG Target 4.4) in its educational initiatives.

IMM also places importance on promoting pre-school education in Istanbul, where pre-school enrollment rates are among the lowest in the country. Through Yuvamız İstanbul Children's Activity Centers, IMM offers education services to children aged 3-6, fostering their psychosocial development in an environment that provides equal opportunities and strengthens teacher, family, and community relations. In 2022, IMM served 43 centers and 3,815 student capacity.

Furthermore, IMM supports vocational skills and entrepreneurship development (Sustainable Development Goal 4.4) through Institute Istanbul ISMEK programs. In the 2022-2023 academic year, 1,045 programs were conducted in 159 educational centers, offering face-to-face education to 108,845 participants. In addition, IMM provided distance education to 134,799 participants in 199 programs by 2022.

Institute Istanbul ISMEK Vocational Schools aim to train qualified personnel for the labor market in various sectors, including Fashion, Beauty, and Hair Care Services, Music and Performing Arts, Personal Development, Food and Beverage Services, Baking and Pastry Arts, Graphic Design, Language School, Child Development, Turkish-Islamic Arts Specialization, Retail, Accounting and Finance, Information Technologies, Turkish-Islamic Arts, Plumbing and Climate Control Technology, among others.

English: Istanbul Metropolitan Municipality has initiated the "Tutorial Workshops" project to support students in their studies and help them prepare for high school and university entrance exams. In the initial phase of the project, 11 workshops have been established. These workshops consist of 17 classrooms where students receive subject reviews, problem-solving sessions, one-on-one and group studies that align with school and exam curricula. In addition to in-person classroom education, students are also provided with online educational support as part of the workshop activities.

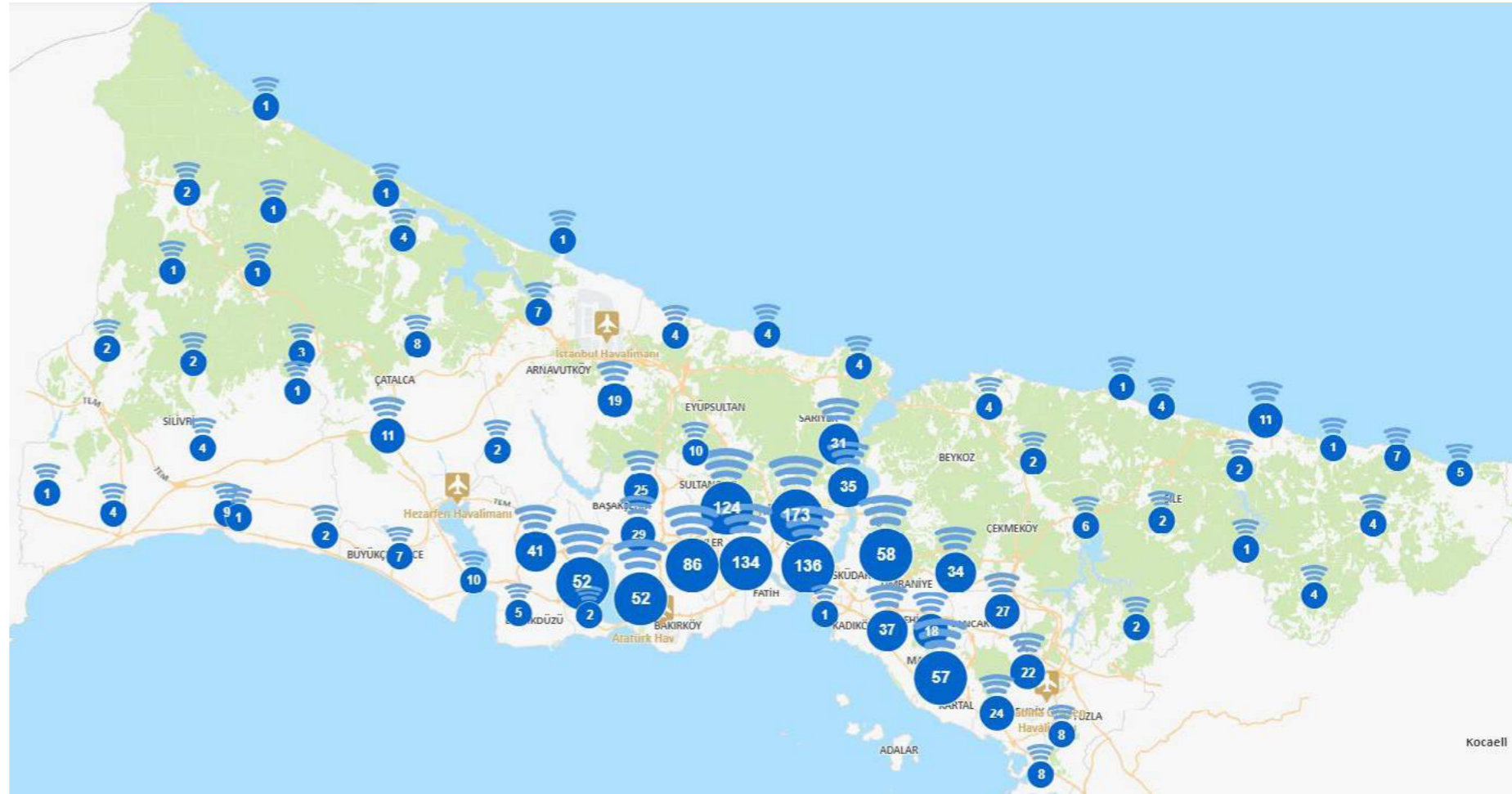
The "Tutorial Workshops" program at IMM is open to middle and high school final-year students. These workshops have been launched with the aim of economically disadvantaged students improving their grades and enhancing their skills in core subjects (SDG Target 4.5). These 11 workshops, located in 9 dis-



tricts, including Fatih, Bayrampaşa, Küçükçekmece, Sultangazi, Esenler, Eyüpsultan, Şile, Kartal, and Pendik, are helping students prepare for the High School Transition System (LGS) and University Entrance Examinations (YKS).

Within the Institute Istanbul ISMEK training programs, there are various initiatives aimed at enhancing the literacy and numeracy skills of adults. These include the "Adult Literacy and Basic Education Program," the "Adult Literacy Improvement Workshop - Digital Citizenship," and the "Adult Literacy Improvement Workshop - Everyday Mathematics." The primary objective of these programs is to provide adults with the necessary skills for literacy and numeracy (SDG Target 4.6). To promote sustainable development and sustainable lifestyles (SDG Target 4.7), Institute Istanbul ISMEK conducts the Sustainability Literacy program, which provides detailed information about the Sustainable Development Goals, and offers training sessions on Sustainable Urbanization. These initiatives contribute to enhancing the knowledge and skills related to sustainable living and development.

The Istanbul Metropolitan Municipality provides free Wi-Fi internet service in various public areas such as squares, streets, parks, gardens, sports facilities, and cultural venues. Under this initiative, IMM offers secure and accessible internet service to everyone at 9,960 locations throughout Istanbul. The free and unlimited Wi-Fi service, which greatly enhances access to education, continues to be expanded.



Map of IMM WI-FI Spots - <https://sehirharitasi.ibb.gov.tr>

IMM conducts accessibility assessments and makes improvements to ensure access for people with disabilities in all service buildings, including education and healthcare facilities. In the first six months of 2022, accessibility assessments were conducted for 56 projects. A wide range of services are provided, starting from identifying and including disabled individuals in the service pool, enhancing their physical and social capabilities, and preparing them for economic life by ensuring their vocational and personal development.

IMM also participated in the International Generation Equality Forum held in Paris from June 30 to July 2, 2021, upon the call of the United Nations Women's Unit. IMM joined the forum as the first local government from Türkiye to make commitments in the areas of "Gender-Based Violence" and "Economic Justice and Rights".

To address violence against women and girls (SDG Targets 5.2 and 5.3) and eliminate discrimination (SDG Target 5.1), IMM systematically carries out the following activities:

- Through the IMM Women's Consultation Unit, face-to-face or telephone-based psychosocial and legal counseling support is provided to women who have experienced or are at risk of experiencing violence. Women requesting shelter are directed to IMM's Women's Solidarity House or the relevant units of other institutions. In addition to reporting violence, multidimensional and holistic professional work is carried out in collaboration with public institutions and organizations to meet the needs of women with various requests, depending on their needs.

- The IMM Women's Support Line (444 80 86) provides guidance in Turkish, Kurdish, Arabic, and English languages, offering 24/7 support to women who have experienced or are at risk of experiencing violence and need social, legal, and psychological guidance. In necessary cases, contact is made with law enforcement agencies and the public prosecutor's office to ensure the urgent protection of the woman making the application.
- The Women's Solidarity House provides services to women and their children for psychosocial and economic empowerment, offering a chance for a new life free from violence.
- Through the IMM Child Protection and Coordination Unit, preventive and protective professional work is primarily carried out on neglect and abuse issues concerning children. To prevent any risk that may negatively affect children's development in terms of mental, physical, social, and environmental health, research, social examination, evaluation, developmental screening, education, case follow-up, and individual counseling services are provided.
- Among the factors that often hinder women's participation in the workforce, household responsibilities, care burden, working hours, logistical barriers, and policy barriers are prominent. However, it should not be forgotten that household chores and caregiving responsibilities are among the primary factors preventing women's participation in working life (YEPP, p.22). To support women's participation in work and social life (SDG Target 5.4), free transportation support is provided to women with children up to the age of 4, and long-term day-care and short-term child care (Short Break) supports are offered.

Especially during the pandemic, women engaged in domestic labor, such as daily cleaning and caregiving for children, the elderly, and the sick, faced limited work opportunities, and women often struggled to cover rent and utility expenses. In this context, the "We Will Succeed Together" campaign was initiated to alleviate the devastating impact of the Covid-19 pandemic on household economies. Of those supported, 50.8% were women.

IMM aims to increase women's employment in all services it provides, especially in fields targeted by gender-based discrimination (such as firefighting, bus driving, metro operation, etc.). The number of female employees in IMM has increased by 376.95% in the past three years, and the number of female managers has increased by 166%.



	2019	2022	Increase Rate
Executive	50	133	%166
Personnel (Civil servant, contract,	2347	11194	%377

Table 3. Number of Female Employees in IMM Affiliated Companies

Women Worker (%)	2018	2019	2020	2021	2022
Executive	-	-	28	29	28,5
Employee	17	17,9	18,2	18,4	18,5

Table 4. Ratio of Female Employees and Executives in IMM

# end poverty in all its forms everywhere

## 1 NO POVERTY



# sdg 1

## target 1.1

By 2030, eradicate extreme poverty for all people everywhere, currently measured as people living on less than \$1.25 a day

## target 1.2

By 2030, reduce at least by half the proportion of men, women and children of all ages living in poverty in all its dimensions according to national definitions

## target 1.3

Implement nationally appropriate social protection systems and measures for all, including floors, and by 2030 achieve substantial coverage of the poor and the vulnerable

## target 1.4

By 2030, ensure that all men and women, in particular the poor and the vulnerable, have equal rights to economic resources, as well as access to basic services, ownership and control over land and other forms of property, inheritance, natural resources, appropriate new technology and financial services, including microfinance

## target 1.5

By 2030, build the resilience of the poor and those in vulnerable situations and reduce their exposure and vulnerability to climate-related extreme events and other economic, social and environmental shocks and disasters

## target 1.a

Ensure significant mobilization of resources from a variety of sources, including through enhanced development cooperation, in order to provide adequate and predictable means for developing countries, in particular least developed countries, to implement programmes and policies to end poverty in all its dimensions

## target 1.b

Create sound policy frameworks at the national, regional and international levels, based on pro-poor and gender-sensitive development strategies, to support accelerated investment in poverty eradication actions

# Indicators

## target 1.1


Number of Individuals Receiving Cash Assistance

## target 1.4

Number of Individuals Benefiting from Social Support Payments in Transportation

Rate of Bills Covered by Askida Fatura/Pay-It-Forward

**1** NO  
POVERTY



**end poverty  
in all its forms  
everywhere**

**sdg 1**



## Pay-It-Forward

Askıda Fatura (Pay-It-Forward) is an application that emerged as a promising adaptation of the ancient Anatolian culture of solidarity for the modern world. It was born during the most challenging times of the pandemic as a reliable tool of solidarity in the face of increasing vulnerabilities and quickly found a significant and lasting place in people's hearts.

During the pandemic period, when one in every four households in the city applied for social assistance to IMM, Askıda Fatura was initiated as a response to the increasing reactions and demands for solidarity towards the campaigns launched by IMM. Askıda Fatura provided a simple, fast, and reliable tool that allows needy Istanbul residents to have their difficult-to-pay electricity, water, natural gas, and communication bills paid by fellow citizens, thus sustaining this atmosphere of solidarity.

The application rapidly expanded beyond the borders of Istanbul, receiving significant recognition and appreciation at the national and global levels. In the midst of the crises we are facing today, this system, where the giver does not see the receiver, points to a tremendous potential.

The Askıda Fatura application, adorned with numerous international awards, has achieved great success on a global scale. The application, which won two awards at the IDC CIO Summit, considered the "Oscar" of the IT world, and received the "Best Donation Event" and "Best Social Media Usage" silver awards in the Donation Campaigns category of the Polaris Awards 2021, which evaluates political campaigns on a global platform.

Askıda Fatura has been implemented in nearly 40 cities to date, and preparations are ongoing to meet the demands for its implementation in many other cities worldwide. Particularly, Askıda Fatura was rewarded with a significant prize in the Bloomberg Foundation's Global Mayors Challenge among winning projects, encouraging the development and expansion of the application.

Askıda Fatura, with the trust and user-friendliness it offers, has allowed the application to be adapted to meet various changing needs. Although the challenging conditions of the pandemic may have passed, the economic crisis we are facing requires addressing different needs as well.

Initially, the application aimed to have the bills of those in need paid by philanthropists. However, over time, additional need packages were added, creating a total solidarity network of 110,298,015.00 Turkish Lira. Through the platform, 398,255 bills have been paid to date, and support has been provided for 80,918 family support packages, 57,211 mother-baby support packages, 32,377 education support packages, and 14,428 transportation support packages. Thanks to Askıda Fatura, individual donors have enabled access to essential services in all households, bringing warmth to thousands of children, the elderly, and people with disabilities by supporting their basic needs.

**Good  
Practice**



# Sdg 2

## end hunger, achieve food security and improved nutrition and promote sustainable agriculture

**2** ZERO  
HUNGER



### target 2.1

By 2030, end hunger and ensure access by all people, in particular the poor and people in vulnerable situations, including infants, to safe, nutritious and sufficient food all year round

### target 2.2

By 2030, end all forms of malnutrition, including achieving, by 2025, the internationally agreed targets on stunting and wasting in children under 5 years of age, and address the nutritional needs of adolescent girls, pregnant and lactating women and older persons

### target 2.3

By 2030, double the agricultural productivity and incomes of small-scale food producers, in particular women, indigenous peoples, family farmers, pastoralists and fishers, including through secure and equal access to land, other productive resources and inputs, knowledge, financial services, markets and opportunities for value addition and non-farm employment

### target 2.4

By 2030, ensure sustainable food production systems and implement resilient agricultural practices that increase productivity and production, that help maintain ecosystems, that strengthen capacity for adaptation to climate change, extreme weather, drought, flooding and other disasters and that progressively improve land and soil quality

### target 2.5

By 2020, maintain the genetic diversity of seeds, cultivated plants and farmed and domesticated animals and their related wild species, including through soundly managed and diversified seed and plant banks at the national, regional and international levels, and promote access to and fair and equitable sharing of benefits arising from the utilization of genetic resources and associated traditional knowledge, as internationally agreed

### target 2.a

Increase investment, including through enhanced international cooperation, in rural infrastructure, agricultural research and extension services, technology development and plant and livestock gene banks in order to enhance agricultural productive capacity in developing countries, in particular least developed countries

## Indicators

### target 2.2

Number of Children Provided with Milk Support

### target 2.3

In-Kind Aid Amount for Livestock Support and  
aNumber of Producers Receiving Agricultural Support

### target 2.a

Number of Farmers Receiving Education

**2** ZERO  
HUNGER



**end hunger, achieve  
food security and  
improved nutrition  
and promote  
sustainable  
agriculture**

**sdg 2**

# IMM Supporting Policy Document

## Istanbul Food Strategy Document (IFSD)

The Istanbul Food Strategy Document (IFSD) aims to transition to a food system that considers economic, social, and ecological priorities, ensuring access to healthy and good food for everyone. To achieve these goals, health, education, environment, justice, human rights, social and economic development policies are evaluated together.

### Key Principles of IFSD

IFSD is a strategy document that focuses on the following key principles, aiming to create a food system that prioritizes nature and human health, protects the rights of producers and consumers fairly, promotes income and gender equality, adheres to ecological principles, and considers animal welfare. The fundamental principles that IFSD focuses on are:

**Fair:** A food system that recognizes access to reliable and nutritious food as a fundamental human right, ensuring that those who make a living from food production and nourishment receive fair compensation, does not allow unfair competition, unjust gain, black market activities, adulteration, or exploitation.

**Safe:** A food system that produces safe, healthy, and reliable foods using methods that do not pose risks to human health or nature, and that are free from physical, chemical, microbiological, and parasitic contaminants.

**Resilient:** A food system for Istanbul's population that is prepared and resilient against vulnerabilities that may arise from natural disasters, pandemics, economic crises, or climate change.

**Restorative:** Instead of continuing the existing production practices that cause significant damage, a food system is rebuilt in the short term to repair the damage and, in the medium and long term, open to innovations with nature- and human-friendly knowledge and technologies.

**Circular and Nature-Friendly:** A food system that uses nature-friendly alternative energy sources, prefers agroecological methods, supports small and medium-sized family businesses, cooperatives, producer and consumer associations, and is based on the principles of transparency and cooperates with all stakeholders.



# IMM Supportive Policy Certificate



## Protecting Istanbul's Rural Areas and Producers

### Key Objectives

- Protection of Istanbul's rural areas, with the possibility of adding new ones.
- Emphasizing and preserving Istanbul's features that combine blue and green areas, as well as the conservation and development of seafood.
- Social and economic support for decreasing farmers, especially small-scale producers, and supporting women farmers and entrepreneurs.

## Fighting Hunger, Ensuring Access to Food, Social Security and Justice

### Key Objectives

- Identification of vulnerable groups who cannot influence existing urban food policies.
- Supporting initiatives such as food cooperatives and community-supported agriculture (CSA) with a focus on vulnerable groups.
- Facilitating access to markets for small family businesses.
- Providing input support to small farmers.
- Protecting the rights of agricultural workers and seasonal laborers.
- Providing infrastructure support for food and producer markets.
- Opening neighborhood restaurants and direct sales markets from producers to consumers.

## Healthy Food and Nutrition Policies

- Support for those who suffer from hunger and inadequate nutrition.
- Increasing the production capacity of public bread and ensuring that quality bread is delivered cheaply to vulnerable groups.
- Increasing the amount of milk distributed through the Public Milk Program.
- Taking steps to reduce children's access to high-sugar, low-nutrient, highly processed food products.
- Establishing a "Nutrition and Food Safety School."
- Preparing programs to emphasize the importance of breastfeeding.

## Ensuring Food Safety

### Key Objectives

- Establishment of a food control and monitoring unit within the municipality or strengthening the infrastructure of a unit operating in this field.

# IMM Supportive Policy Certificate

## Ensuring Water Security

### Key Objectives

- Reducing water loss rates.
- Implementing a graduated pricing policy that takes into account water usage.
- Using appropriate and new technologies to save water in agriculture and food production and transitioning to production models that prioritize ecological balance.
- Increasing rainwater harvesting.

## Addressing the Climate Crisis and Nature-Friendly and Sustainable Agriculture

### Key Objectives

- Support for initiatives related to local resources and the expansion of cooperatives.
- Support for nature-friendly small livestock farming, beekeeping, and fishing practices.
- Initiating urban farming in neglected and unused areas in neighborhoods, balconies, and backyards and increasing urban gardens.

## Prevention of Food Waste and Loss

### Key Objectives

- Adoption of the principles of "Reduce, Reuse, and Recycle."
- Implementation of measures to reduce food waste and loss at neighborhood markets.
- Inspection and improvement of technical and hygienic conditions in food wholesale markets to prevent food spoilage, damage, or waste.

## Making Istanbul Resilient to Disasters and Managing Crises

### Key Objectives

- Preparation of emergency action plans that prioritize access to food.
- Identification of measures to be taken against potential disruptions in the food supply chain.
- Preparation for preventing the breakdown of the cold chain.
- Planning to meet emergency food needs.
- Infrastructure and equipment modifications to reduce the damage to agricultural production and access to food caused by disasters.
- Allocation of a separate budget to protect local agriculture and food processing companies during disaster periods.

# sdg 3

ensure healthy  
lives and promote  
well-being for  
all at all ages

**3** GOOD HEALTH  
AND WELL-BEING



## target 3.1

By 2030, reduce the global maternal mortality ratio to less than 70 per 100,000 live births

## target 3.2

By 2030, end preventable deaths of newborns and children under 5 years of age, with all countries aiming to reduce neonatal mortality to at least as low as 12 per 1,000 live births and under-5 mortality to at least as low as 25 per 1,000 live births

## target 3.3

By 2030, end the epidemics of AIDS, tuberculosis, malaria and neglected tropical diseases and combat hepatitis, water-borne diseases and other communicable diseases

## target 3.4

By 2030, reduce by one third premature mortality from non-communicable diseases through prevention and treatment and promote mental health and well-being

## target 3.5

Strengthen the prevention and treatment of substance abuse, including narcotic drug abuse and harmful use of alcohol

## target 3.6

By 2020, halve the number of global deaths and injuries from road traffic accidents

## target 3.7

By 2030, ensure universal access to sexual and reproductive health-care services, including for family planning, information and education, and the integration of reproductive health into national strategies and programmes

## target 3.8

Achieve universal health coverage, including financial risk protection, access to quality essential health-care services and access to safe, effective, quality and affordable essential medicines and vaccines for all

## target 3.9

By 2030, substantially reduce the number of deaths and illnesses from hazardous chemicals and air, water and soil pollution and contamination

## target 3.c

Substantially increase health financing and the recruitment, development, training and retention of the health workforce in developing countries, especially in least developed countries and small island developing States

## target 3.d

Strengthen the capacity of all countries, in particular developing countries, for early warning, risk reduction and management of national and global health risks

# indicator

## target 3.4

Number of Educational Services Provided on Healthy Eating and Physical Activity

Number of Healthy Lifestyle Centers Providing Services

Number of People Benefiting from Community Mental Health Services

Number of Sports Services Provided

## target 3.5

Number of People Receiving Services from Addiction Prevention and Rehabilitation Centers

Number of Awareness Training Sessions (Individuals) under Preventive and Awareness Programs

## target 3.6

Number of Pedestrian Areas Maintained and Repaired

Cumulative Number of Dynamically Managed Signalized Intersections

Number of Streets/Roads with Speed Limits Imposed (20-30 km/h)

Number of Streets Where Pedestrianization Decisions Were Made During the Year

## target 3.7

Number of Women Receiving Healthcare Services under Outpatient Diagnosis and Treatment Services

## target 3.c

Number of Istanbul Metropolitan Municipality Health Personnel

**3** GOOD HEALTH  
AND WELL-BEING



**ensure healthy  
lives and promote  
well-being for  
all at all ages**

**sdg 3**

# IMM Supporting Policy Document

## The Obesity Action Plan

Obesity, one of the most significant non-communicable diseases, poses a serious barrier to a healthy life in Türkiye, especially in Istanbul. Türkiye ranks among the highest in the world in terms of the prevalence of overweight and obese individuals. To address this challenging issue and to realize the Istanbul Metropolitan Municipality's (IMM) vision of a "healthy city," the Healthy Eating and Obesity Prevention Strategy Document has been prepared. This document is a multidisciplinary approach encompassing various fields such as access to healthy food, physical activity, cultural transformation, urban planning, education, accessibility, and infrastructure, all aimed at combating obesity—one of the most critical public health challenges of the 21st century.

The goal of this effort is to coordinate services within the IMM and integrate the approach to combating obesity into planning and implementation processes. Currently, IMM has initiated healthy eating projects at ISADEM and Our Istanbul Nurseries. In the Children's Activity Centers of Our Istanbul Nurseries, a "Distinctive Babies" program has been developed to prevent childhood obesity and raise awareness about obesity among children and their families.

Furthermore, to promote a culture of physical activity for a healthy lifestyle, the number of sports facilities and centers was increased to 66 in 2022. In these facilities,

2,102,021 people participated in 8,236,810 sports sessions. Additionally, 35 new school sports halls were opened.

Istanbul has hosted numerous national and international sports events, participating in 40 sports events in total throughout the year, including 12 international and 28 national events.

Various projects are underway to gradually increase the number of bicycle lanes in Istanbul, encouraging Istanbulites to use bicycles more frequently and adopt an active lifestyle. In addition, an open-air sports project has been launched at 200 different locations to promote morning exercises in open spaces. By 2023, it is aimed to expand this project to 400 different locations.

To facilitate access to healthy and reliable food, Halk Ekmek A.Ş. continues its efforts to produce low glycemic index Pelemir flour bread with antioxidant properties. In 2022, the sale of regular bread at Halk Ekmek buffets increased by 35% compared to the previous year, reaching 419 million 244 thousand units. Additionally, the Ahmet İsvan Halk Ekmek Factory, completed and started operating in 2022, has become Türkiye's largest sourdough bread factory.

Collaborating with the academy, the "Access to Healthy and Reliable Food" mobile software program project continues, aiming to change the shopping and eating habits of Istanbulites, especially young people. In addition, preparations are ongoing for a mobile software program to address issues related to sedentary lifestyles, such as desk exercises, maintaining proper posture, and addressing posture-related issues with a personalized approach.



Obesity Action Plan highlights:

- Increasing awareness and knowledge of healthy eating and physical activity within the community, promoting physical activity as an integral part of daily life.
- Supporting attitude and behavior changes in eating habits for adults, children, and families, strengthening the fight against unhealthy eating and obesity-promoting factors.
- Fostering intersectoral collaboration among all public institutions and sectors to reduce physical inactivity and sedentary lifestyles, provide equal opportunities for physical activity across genders, ages, income levels, education, and regions, reducing sedentary environments, and removing barriers to physical activity.
- Sending the message that healthy eating and an active lifestyle are possible even with limited financial resources and preparing concrete recommendations to achieve this goal.
- Increasing the availability of accessible and suitable areas and planning activities for our disabled fellow citizens to eat healthily and engage in physical activity.

- Creating traffic-free neighborhood squares and streets to promote mobility and walking.
- Giving priority to investments that make healthy eating and physical activity possible, especially in the residential areas of low-income residents, such as opening new parks in these areas.
- Increasing the availability of healthy food options in municipal facilities.
- Recognizing that safe food, nutrition, and food safety are closely interconnected, establishing food systems that encompass food cultivation, harvesting, processing, packaging, distribution, marketing, trade, consumption, and waste, providing consultancy and marketing support for healthy food production.
- Educating consumers under the banner of "Healthy Food - Healthy Society" and informing and encouraging them to change their shopping habits with mobile software programs, especially for young people, promoting informed consumer choices, and organizing activities to raise awareness about food additives.



# ensure inclusive and equitable quality education and promote lifelong learning opportunities for all

## 4 QUALITY EDUCATION



# sdg 4

### target 4.1

By 2030, ensure that all girls and boys complete free, equitable and quality primary and secondary education leading to relevant and effective learning outcomes

### target 4.2

By 2030, ensure that all girls and boys have access to quality early childhood development, care and pre-primary education so that they are ready for primary education

### target 4.3

By 2030, ensure equal access for all women and men to affordable and quality technical, vocational and tertiary education, including university

### target 4.4

By 2030, substantially increase the number of youth and adults who have relevant skills, including technical and vocational skills, for employment, decent jobs and entrepreneurship

### target 4.5

By 2030, eliminate gender disparities in education and ensure equal access to all levels of education and vocational training for the vulnerable, including persons with disabilities, indigenous peoples and children in vulnerable situations

### target 4.6

By 2030, ensure that all youth and a substantial proportion of adults, both men and women, achieve literacy and numeracy

### target 4.7

By 2030, ensure that all learners acquire the knowledge and skills needed to promote sustainable development, including, among others, through education for sustainable development and sustainable lifestyles, human rights, gender equality, promotion of a culture of peace and non-violence, global citizenship and appreciation of cultural diversity and of culture's contribution to sustainable development

### target 4.a

Build and upgrade education facilities that are child, disability and gender sensitive and provide safe, non-violent, inclusive and effective learning environments for all

## indicators

### target 4.1

Number of Female Students Benefiting from the "You Learn, So They Can Learn" Education Support

### target 4.2

Number of Vacancies in Yuvamız Istanbul Children's Activity Centers

### target 4.3

Number of Vocational and Technical Education Programs Provided under the Institute Istanbul ISMEK Service

Number of Vacancies in Istanbul Metropolitan Municipality Dormitories

### target 4.4

Number of Face-to-Face Certified Training Sessions on Technology, Information, and Innovation Provided under the Institute Istanbul ISMEK Service

Number of Remote Certified Training Sessions on Technology, Information, and Innovation Provided under the Istanbul ISMEK Service by Istanbul Institute

### target 4.5

Number of Students Benefiting from the "You Learn, So You Can Read" Education Support

Number of Education Support Sessions for Disabled Children for Preschool and School-Age Education

Number of University Scholarships Provided to Young Students

4 QUALITY  
EDUCATION



ensure inclusive  
and equitable  
quality education  
and promote  
lifelong learning  
opportunities  
for all

sdg 4

# Achieve gender equality and empower all women and girls

**5** GENDER  
EQUALITY



# sdg 5

## target 5.1

End all forms of discrimination against all women and girls everywhere

## target 5.2

Eliminate all forms of violence against all women and girls in the public and private spheres, including trafficking and sexual and other types of exploitation

## target 5.3

Eliminate all harmful practices, such as child, early and forced marriage and female genital mutilation

## target 5.4

Recognize and value unpaid care and domestic work through the provision of public services, infrastructure and social protection policies and the promotion of shared responsibility within the household and the family as nationally appropriate

## target 5.5

Ensure women's full and effective participation and equal opportunities for leadership at all levels of decision-making in political, economic and public life

## target 5.6

Ensure universal access to sexual and reproductive health and reproductive rights as agreed in accordance with the Programme of Action of the International Conference on Population and Development and the Beijing Platform for Action and the outcome documents of their review conferences

## target 5.b

Enhance the use of enabling technology, in particular information and communications technology, to promote the empowerment of women

## indicators

### target 5.2

Number of Individuals Benefiting from the Women's Consultation Unit Service

Number of Women and Children Benefiting from the Women's Solidarity House

### target 5.4

Number of Women Benefiting from the Mother's Card

Number of Services Provided to Women under Neighborhood Houses

**5** GENDER  
EQUALITY




**Achieve gender  
equality and  
empower all  
women and girls**

**sdg 5**

# Sdg 10

## reduce inequality within and among countries

**10** REDUCED  
INEQUALITIES



### target 10.1

By 2030, progressively achieve and sustain income growth of the bottom 40 per cent of the population at a rate higher than the national average

### target 10.2

By 2030, empower and promote the social, economic and political inclusion of all, irrespective of age, sex, disability, race, ethnicity, origin, religion or economic or other status

### target 10.3

Ensure equal opportunity and reduce inequalities of outcome, including by eliminating discriminatory laws, policies and practices and promoting appropriate legislation, policies and action in this regard

### target 10.4

Adopt policies, especially fiscal, wage and social protection policies, and progressively achieve greater equality

### target 10.7

Facilitate orderly, safe, regular and responsible migration and mobility of people, including through the implementation of planned and well-managed migration policies

## indicators

### target 10.2

Number of Individuals Provided Legal Support in the Field of Social Rights

Number of Social Service Centers

Number of Services Provided in the Field of Social Services

Number of Individuals Benefiting from Social Services

Number of Individuals Benefiting from Social Services - Newly Registered Disabled


### hedef 10.3

Number of Beneficiaries of Neighborhood Houses

### hedef 10.7

Number of Work Done on Social Cohesion

**10** REDUCED  
INEQUALITIES



**reduce inequality  
within and among  
countries**

**sdg 10**



## Neighborhood Houses

Neighborhood Houses, implemented in disadvantaged neighborhoods where access to green areas and suitable playgrounds was limited during the pandemic period, aim to create spaces where children, especially those who do not have access to remote education, can use the internet and digital resources. They also provide opportunities for children to participate in activities and games according to their developmental stages, thus supporting their developmental needs.

Through Neighborhood Houses, the goal is to increase the social and cultural participation of women, children, the elderly, and youth at the neighborhood level. These centers aim to spread educational support, psychosocial development, and cultural and artistic activities to every corner of Istanbul. They also aim to enable neighborhood residents to access municipal and social services based on their rights and to revitalize neighborhood culture, strengthening social solidarity.

In 2022, these services were provided to 11,025 individuals through six Neighborhood Houses in socioeconomically prioritized neighborhoods, offering 32,902 services in education support, psychosocial development, and cultural and artistic fields.

**Good  
Practice**



- Monthly workshops for children in areas such as music, sports, art, nature, verbal skills, logical skills, and individual and social development.
- Support workshops for subjects including foreign languages, mathematics, and science, primarily aimed at exam preparation.
- Facilities such as libraries, computers, internet access, and study spaces for young people preparing for exams and university students.
- Expert lectures for adults in various fields such as education, health, psychology, law, etc.
- Production workshops aimed at evaluating women's labor and empowering women individually, socially, and economically.
- Organizing excursions to natural, historical, and cultural sites for the neighborhood residents.

Istanbulites can participate in activities for children, young people, and adults at the Neighborhood House. They can have fun, learn, or simply engage in conversations with their neighbors.



# IMM Supporting Policy Document


## Istanbul Migration and Cohesion Action Plan

Istanbul is one of the cities in the world most heavily affected by migration, with a population of 2.5 million regular and irregular refugees and migrants. The coordination of Istanbul Metropolitan Municipality's migration policies has been carried out under the coordination of the Migration Unit, which started its work in 2019. In the context of IMM's migration policies, the focus is on providing inclusive and high-quality services with the aim of achieving urban well-being. The establishment of the Migration and Cohesion Policies Branch Directorate, which was approved in the Municipal Council meeting in September 2021, continues under the Social Services Department. The key document guiding IMM's activities in the field of

migration is the participatory Migration and Integration Action Plan (2020-2024). According to this plan, four main priorities have been identified:

1. Ensuring coordination between municipal services and district municipalities for good governance.
2. Increasing the service capacity of municipalities.
3. Establishing a flow of high-quality and analytical data in the field of migration to facilitate policy-making and inclusive service provision.
4. Supporting social integration within the framework of human rights and gender equality (Target 10.7).

## b. Ecological Crises



istanbul  
confronting  
crises

02

## The Water, Natural Areas and Climate Crisis of Istanbul

Istanbul covers an area of 5,400 km<sup>2</sup>. Approximately 45% of its total area, equivalent to 241,000 hectares, is covered by forests, mainly located to the north of the city. Built-up areas account for approximately 26% of the city's land. The increasing population is exerting pressure on expansion towards the north, posing a threat to the forests.

Istanbul hosts a wide range of biodiversity, with 13,404 taxa found in Türkiye and 2,750 taxa in Istanbul.<sup>12</sup> Endemic species constitute 2% of the taxa in Istanbul. In seven significant plant areas, rich in plant diversity, one can find rare and endemic species. Out of the 40 observed natural plant species in Istanbul, 18 are unique to the city.

Within Türkiye's 84 wildlife development areas, two are located in Istanbul (Çatalca Çilingöz [Deer] and Sarıyer Feneryolu [Karaca]). Istanbul, situated on the international migration route of migratory birds, enables the observation of 301 out of the 469 bird species that exist in Türkiye. Locations such as Belgrad Forests, wetlands like Terkos Basin, Büyükçekmece and Küçükçekmece Basins, urban green spaces like Validebağ Grove, and the Bosphorus serve as feeding and resting areas for 160 of these species.

The majority of Istanbul's drinking water comes from facilities located in Kırklareli, Tekirdağ, Kocaeli, Bolu, Sakarya, and Düzce, primarily through the Melen and Yeşilçay regulators. The total capacity of the dams within Istanbul's borders that supply drinking water is approximately 830 million m<sup>3</sup>. When combined with sources from nearby areas, the total capacity of projected water resources for the city is 1.625 billion m<sup>3</sup>. In 2021, Istanbul drew a total of 1.1 billion m<sup>3</sup> of water from these sources, with 62% of it sourced from dams outside Istanbul.

Climate projections for Istanbul indicate that by the end of the century, daily maximum temperatures are expected to increase by an average of 1.5-4.8°C. This will lead to a decrease in the number of rainy days, while the number of dry days may rise from 45 to 57 days by the mid-century. Additionally, sea levels are projected to rise by approximately 45-75 cm.

In 2019, about 10% of Türkiye's total emissions (50.9 million tons CO<sub>2</sub>e/year) occurred in Istanbul. However, in 2021, Istanbul's carbon footprint was 3.2 tons CO<sub>2</sub>e per person per year, which is lower than the Turkish average of 6.1 tons CO<sub>2</sub>e per person per year. It's worth noting that emissions in Istanbul are on the rise. Without intervention, it is predicted that by 2050, Istanbul's carbon emissions could reach approximately 115 million tons CO<sub>2</sub>e due to population growth and increased economic activities.

As of February 2022, only 2.4% of licensed electricity production in Türkiye comes from Istanbul, while 15% of the total electricity consumption billed in Türkiye occurs in Istanbul. Between 2019 and 2022, solar energy systems with a total capacity of 3,695 kWp were installed at 19 locations, resulting in a reduction of 1,824 tons of CO<sub>2</sub> emissions.

Istanbul Energy Inc. operates a biomass energy plant in Silivri Seymen, which is the largest of its kind in Türkiye with a capacity of 37 MW. This plant provides electricity to approximately 190,000 households (equivalent to 760,000 people) and prevents the emission of approximately 1.45 million tons of CO<sub>2</sub> equivalent to methane emissions, which is comparable to the carbon emissions generated by 940,000 vehicles.

---

12. <https://nuhungemisi.tarimorman.gov.tr/public/istatistik> (Date of Access 30.01.2023)

## Current Situation

Due to the increasing waste generation and the lack of suitable land for new landfill sites, the Kemerburgaz Waste Incineration and Energy Production Facility was put into operation in Istanbul. This facility, the largest in Europe and the first of its kind in Türkiye, processes approximately 3,000 tons of household waste daily. It incinerates about 15-16% of the waste generated in Istanbul without any prior treatment, reducing its volume by 95% and mass by 75%. This results in substantial land savings equivalent to about 140 football fields. The facility generates approximately 85 MWh of electricity daily, meeting the electricity needs of about 1.4 million people and annually reducing CO2 emissions by 1.38 million tons. Additionally, it has environmental benefits equivalent to taking 700,000 cars off the road or planting 850,000 trees. Furthermore, it saves approximately 8 million kilometers of transportation for 1,000,000 tons of waste annually.

Effective management of biodegradable waste is crucial for waste reduction and recycling efforts. In this regard, the Kemerburgaz Biogasification Plant, with a processing capacity of 130 tons/day of waste on the European side of Istanbul, converts food and kitchen waste collected from hotels, restaurants, hospitals, and public institutions through agreements with district municipalities into biogas and fertilizer through anaerobic digestion. This results in the production of 1.4 MWh of electricity and an annual reduction of 81,000 tons of CO2 emissions. The facility's impact is equivalent to removing 40,000 cars from the road or planting 50,000 trees, contributing significantly to reducing Istanbul's carbon footprint.

Under the Pop-Machina project, funded by the European Union's Horizon 2020 Research and Innovation program, the Circular Works Workshop (DİA) was established

at the Edirnekapı Service Unit. This communal production space aims to empower producer communities and develop collaborative production models aligned with the principles of a circular economy. The workshop encourages waste reduction, material reuse, and recycling by conducting various activities where citizens design and produce different products from waste materials, contributing to the transition to a circular economy.

In collaboration with the "Our Home Istanbul" project and the Directorate of Environmental Protection, the "Future Environmental Heroes" project was initiated. This project aims to cultivate environmental protection habits in children through interactive performances featuring puppet characters tailored to their interests and perceptions. At the end of these shows, children are gifted with designs that promote a clean environment. The project was successfully implemented in 43 Children's Activity Centers.

# IMM Essential Policy Documents

## The Istanbul Climate Change Action Plan and Vision 2050's Climate Goals

Istanbul, the only city in Türkiye that is a member of the C40 Cities Climate Leadership Group, has undertaken the revision of its Climate Change Action Plan in collaboration with C40 as part of its commitment to Deadline 2020. Istanbul has also shown its determination to become a carbon-neutral and resilient city by 2050.

The Istanbul Climate Change Action Plan presents a strong commitment in line with the following comprehensive aims:

*We will transform Istanbul into a globally recognized example of sustainable urban mobility, where energy efficiency is improved, waste management practices are enhanced, renewable energy is widely adopted, and climate change mitigation is internalized, with an increased amount of active green space per capita.*

*We will continue our climate change mitigation and adaptation efforts with a participatory approach, guided by our Climate Change Action Plan, and implement them with determination.*

*Ekrem İMAMOĞLU  
Mayor of İstanbul*

**Aim 1:** To achieve a carbon-neutral city by 2050, aiming to achieve a 52% reduction in emissions by 2030 compared to the 2019 baseline of 50.9 MtCO<sub>2e</sub>.

**Aim 2:** To increase the city's capacity for adaptation to the effects of climate change and become more resilient.

**Aim 3:** To build a green and equitable economic development.

The strategies and actions developed to achieve these goals have been determined and prioritized based on criteria identified through participation processes involving internal stakeholders, district municipalities, other public institutions, NGOs, academia, and research institutions.

Istanbul Metropolitan Municipality has integrated its climate crisis-related strategies and activities into its plans, including the Vision 2050 Strategy Document, and has established the Climate Change Directorate to coordinate these efforts.

The Vision 2050 Strategy Document aims for Istanbul to be a city that lives in harmony with nature by 2050, with low carbon footprint, supporting circular economy and circular city principles, embracing climate justice as a principle, and maintaining high awareness of these goals.

Within the framework of the Istanbul Vision 2050 Strategy Document, four goals have been identified under the theme of "Protecting the Environment and Adapting to a Changing Climate." Some of these selected goals include:

### **Aim 1: Protecting, Improving, and Restoring Natural Values**

- Creating buffer zones to control the expansion of built-up areas.
- Restoring degraded wetlands such as rivers and lakes to their ecosystems.
- Protecting the coastal and marine ecosystem using an integrated coastal area management approach.
- Integrating fragmented ecosystems, with a focus on the Northern Forests.

### **Aim 2: Reduce Environmental Pollution and Greenhouse Gas Emissions**

- Achieving energy efficiency and reducing energy consumption while increasing the share of renewable energy in energy production and consumption.
- Supporting sectors in their green transformation and efforts to reduce greenhouse gas emissions.
- Reducing the carbon footprint of existing structures and constructing new buildings as low-carbon structures.
- Promoting environmentally friendly transportation and reducing emissions from transportation.

### **Aim 3: Increase the City's Capacity to Adapt to Climate Change and Citizen Engagement in Climate Crisis Response**

- Increasing urban green areas and making the cityscape climate-resilient.
- Supporting the civil sector to strengthen the Istanbul climate movement.

### **Aim 4: Ensure Climate Justice**

- Reducing the impact of climate risks on human health through preventive health practices.
- Addressing economic inequalities that may arise from the effects of the climate crisis and adaptation policies.
- Ensuring fair employment transformation, especially for vulnerable groups.

Istanbul, with its unique ecosystem encompassing forests, agricultural areas, watersheds, and the coastlines of the Marmara and Black Seas, as well as the iconic Bosphorus connecting these two seas, possesses exceptional natural assets. The preservation and sustainable utilization of these assets, including the forests that purify the city's air and provide oxygen, the watershed areas that supply a significant portion of the required drinking water, the agricultural lands facilitating accessible food sources for the city's inhabitants, and the green spaces catering to recreational needs, constitute the foremost ecological priorities of the Istanbul Metropolitan Municipality.

Simultaneously, the IMM is taking measures to address the impacts of the climate crisis and working towards mitigating its adverse effects on a city with a population of 16 million.

IMM's responsibilities include ensuring access to clean drinking water for Istanbul residents, preventing pollution in the waters and resources of the Black Sea and the Marmara Sea, conserving and sustainably managing a total of 240,688 hectares<sup>13</sup> of forested areas and ecosystems, particularly the Northern Forests ecosystem, and protecting natural habitats and curbing urbanization pressures outside forested areas, such as in agricultural lands and watersheds.

Providing drinking water and wastewater disposal services to the city's residents is among the IMM's core duties. Consequently, it is aligned with SDG 6 (Ensuring Availability and Sustainable Management of Water and Sanitation for All), which falls under the responsibility of IMM and its subsidiary, ISKI (Istanbul Water and Sewerage Administration). Within this context, related to SDG 6.1 and 6.2 goals, clean drinking water supply and wastewater collection services are provided to the entire urban population. Additionally, 100% of the collected wastewater is treated. Concerning SDG Target 6.3, one of IMM's primary objectives is to transform physical wastewater treatment processes into advanced biological treatment. ISKI operates 12 advanced biological and 8 preliminary wastewater treatment facilities. In 2022, three new drinking water treatment facilities and five new wastewater treatment facilities were opened, the capacity of three wastewater treatment plants was increased, and two preliminary treatment facilities were transformed into biological wastewater treatment facilities.

13. Republic of Türkiye, Ministry of Agriculture and Forest 2020

Currently, 60% of Istanbul's wastewater goes through preliminary treatment, while 40% is treated using advanced biological and biological treatment methods, enabling reuse. In this area, the goal is to increase the capacity of advanced biological treatment facilities through new investments. With two more facilities transitioning to biological treatment in the near future, the percentage of water discharged after preliminary treatment will decrease to 43%. This will lead to an increase in the rate of reused treated water (SDG Target 6.3) and promote more efficient water usage (SDG Target 6.4). Currently, only 2% of the reclaimed water comes from wastewater treatment plants.

The restoration and conservation of water ecosystems (SDG Target 6.6) are crucial for the sustainable provision of safe drinking water. Istanbul Water and Sewerage Administration (ISKI) is working towards reclaiming and restoring these areas to nature over time by acquiring properties in established river and watershed protection zones.

The Istanbul Metropolitan Municipality places a high priority on climate change adaptation and efforts to prevent the climate crisis. In addition to collaborating with the C40 Cities Climate Leadership Group, they have signed agreements such as the Green City Action Plan Accord with the European Bank for Reconstruction and Development, and the Call for Partnership with Cities for Green and Just Recovery for G20 with U20. The development of international collaborations in this area, starting with C40, is an important example of mutual contributions to Climate Action (SDG 13) and Partnerships for the Goals (SDG 17).

IMM is addressing the climate crisis within the context of societal well-being and justice. Their commitments include enhancing institutional capacity to deal with the climate crisis, conducting more detailed impact analyses, providing training for technical teams, and defining tools to access new information.

To achieve SDG Target 13.1, which focuses on resilience against the impacts of natural disasters, IMM has begun working on establishing the Istanbul Earthquake Early Warning and Emergency Response System, implementing the Tsunami Action Plan, and initiating urban transformation projects in disaster-prone areas. Building inspections using Rapid

Assessment methods were conducted between 2020 and 2022, with a total of 107,063 buildings visited across Istanbul, and inspections conducted in 29,310 of them. Evaluation reports, along with ownership determination records, have been prepared for the 318 high-risk buildings identified through the rapid assessment method. These reports include property titles, ownership details, zoning status analyses, and are prepared in advance of fieldwork. In the districts of Arnavutköy, Avcılar, Bağcılar, Bahçelievler, Bakırköy, Büyükçekmece, Esenler, Maltepe, Kartal, Küçükçekmece, Silivri, Sultangazi, and Zeytinburnu, a total of 270 buildings were visited, and citizens were informed about the process.

The Istanbul Renewal Platform has received a total of 25,500 applications from over 490,000 independent units comprising more than 1.7 million individuals between 2021 and 2023. Negotiation processes involving 6,297 independent units, covering 5,969 residential units, 238 commercial units, and 23,876 individuals from 23 districts and 82 neighborhoods, are still ongoing.

Furthermore, IMM is establishing Disaster and Emergency Response Stations and conducting awareness campaigns to prepare for disasters. Coordinated by the Istanbul Metropolitan Municipality Youth and Sports Directorate, informative seminars on disaster awareness education are being held for middle school students throughout the academic year, targeting specific schools designated by the Provincial Directorate of National Education. Seminars held at the Disaster Coordination Center (AKOM) for 5th and 6th-grade students aim to foster a sense of safety and disaster awareness while reaching a large number of students.

To raise awareness about the climate crisis in the public eye, Istanbul has implemented the Climate and Energy Museum (Müze Gazhane), a rare example globally. Istanbul successfully completed the "Climate-Neutral and Smart Cities Mission," which evaluates cities' capacity, policies, projects, and commitments in climate change adaptation, and entered the ranks of 100 pioneering cities among 377 candidates, earning the title of "Mission City." These selected cities will take the lead in rapid local transformations for climate resilience.


As part of the mission towards becoming a carbon-neutral and smart city, the selected cities will pioneer rapid local transformations for cli-

mate resilience. Involvement in this mission not only provides the advantage of sharing knowledge and experience within a network of other leading European cities but also enhances our city's reputation and visibility when applying for European Union projects.

Within the framework of the City's Mission, participation in numerous international webinars evaluating mission work, including the Climate City Contracts 2030, has been ensured.

As part of the mission, 30 pilot cities were selected from European cities that presented innovative projects supporting the city's carbon neutrality by 2030. These selected cities will receive technical and financial support for their projects for two years as part of the "NetZeroCities Pilot Cities Call." In 2022, our municipality applied for this call with the "Build4GreenIST - Istanbul Model for Transitioning to Green and Carbon-Neutral Buildings" project.

IMM's activities related to energy (SDG 7) are also aimed at contributing to climate crisis policies. Regarding ensuring universal access to energy services (SDG Target 7.1), IMM's primary responsibility is natural gas supply. The Istanbul Metropolitan Municipality, through its subsidiary organization, İGDAŞ, is responsible for the installation and distribution of natural gas infrastructure. In 2021, İGDAŞ reported a subscriber count of 6,598,235.<sup>14</sup> In Istanbul, electricity supply is provided by the private sector. The total subscriber count for the Boğaziçi Elektrik Dağıtım and Istanbul Anadolu Elektrik Dağıtım companies, which supply electricity to Istanbul, was 8,346,307 in 2021. İstan-





bul has largely completed both its electricity and natural gas infrastructure. İGDAŞ contributes to building a resilient system with its Fiber Optic-Based Earthquake Early Warning and Monitoring System, Earthquake Risk Reduction System, and In-Pipe Inspection Robot Project.

With the joint financing of the European Union and the German Federal Ministry for Economic Cooperation and Development, the “EU4 Energy Transition Covenant of Mayors in the Western Balkans and Türkiye” project, which commenced its activities in March 2021, has been accepted. Within the framework of this project, an Istanbul “Sustainable Energy and Climate Action Plan” (SECAP) will be prepared for the years 2023-2025. This project covers SDG 7, SDG 11, and SDG 13.

As an important output of the SECAP project led by the Istanbul Metropolitan Municipality’s Directorate of Environmental Protection and Control, an Institutional Greenhouse Gas Emission Inventory for IMM has been calculated. The total greenhouse gas emissions amount to 1,543,303 tCO<sub>2</sub>e, with a per capita emissions rate of 20.1 tCO<sub>2</sub>e. The energy sector accounts for the largest share of greenhouse gas emissions, at 54.66%. This is followed by the transportation sector at 42.59% and the waste-wastewater sector at 2.75%.

In line with effective and integrated waste management, IMM generates electricity from waste by composting the organic components and incinerating the inorganic parts in an anaerobic environment. In 2021, the 130-ton/day Biomethanization Plant and the 3,000-ton/day Waste Incineration and Energy Production Facility were put into operation, resulting in the recovery and disposal of an average of 12,000 tons of waste daily and the production of 843,747,566 kWh of energy. This is equivalent to the electricity needs of 1.6 million people.

Increasing the share of renewable energy in total energy production and consumption (SDG Target 7.2) is one of the most significant transformation areas defined within the Istanbul Metropolitan Municipality’s Istanbul Climate Change Action Plan (İİDEP). In line with this, the aim is to increase the share of renewable energy sources such as solar, wind, and biomass in both individual and city-scale energy production and consumption by 2050, with the goal of reducing greenhouse gas emissions. IMM is making investments, particularly

in biomass energy production, to ensure clean energy is generated from waste. As of 2021, the capacity for energy production from waste has reached 205 MWh, doubling the previous capacity. This increase allows for the annual electricity needs of 500,000 households to be met and an annual reduction of 1.5 million tons of carbon emissions.

As a significant component of the “carbon-neutral” goal outlined in the Istanbul Climate Change Action Plan, IMM aims to equip its public transportation fleet with 100% eco-friendly vehicles and promote the use of eco-friendly vehicles, pedestrianism, and cycling among Istanbulites by 2050. To enhance energy efficiency, the energy transformation of IMM service buildings has commenced. Energy managers are appointed to service buildings, renewable energy systems are being installed, and activities related to energy efficiency are being carried out.

Throughout Istanbul, awareness-raising energy efficiency training is being provided to children, and various international projects (such as Neutralpath and procuRE) are being implemented to plan the city’s energy future.

While the conservation of oceans (SDG 14) and terrestrial ecosystems (SDG 15) falls mainly under the jurisdiction of national institutions in Türkiye, Istanbul, with approximately 515 km of coastline, including the unique ecosystem of the Istanbul Bosphorus that connects two seas, is involved in efforts to ensure the cleanliness of the seas (SDG Target 14.1). As of 2022, sea surface cleaning is being carried out with 11 sea surface cleaning vessels and 25 waste collection devices in the Marmara coast, Golden Horn, and the Istanbul Bosphorus.

The coastline is monitored with 83 cameras placed at various points, enabling immediate intervention in cases of pollution. In 2022, approximately 40,000 m<sup>3</sup> of waste were cleaned from the coasts, beaches, and seas. Ships polluting the sea are continuously monitored using inspection boats, drones, and cameras.

The Marmara Sea, an inland sea shared by Istanbul and seven other cities, has suffered significant damage over the years due to the accumulation of waste. In 2021, the emergence of a large amount of marine mucilage on the sea surface has drawn attention to this issue. Finding a solution to this problem is crucial for IMM. In this context, the Marmara Sea Summit, which addressed

the issues in the Marmara Sea, was held. In 2021, a total of 4,028 m<sup>3</sup> of marine mucilage was collected from the coastline, beaches, and sea surface.

Istanbul's waste management system, built on physical treatment and marine discharge, is a crucial effort aimed at advanced biological treatment and recycling to prevent marine pollution. IMM is also working to strengthen small-scale producers and fishing activities within the framework of environmental policies and local economic development policies, providing support such as boat maintenance materials and protective equipment (SDG Target 14.b).

IMM has initiated the preparation of Istanbul's Biodiversity Map to document and protect the city's terrestrial ecosystems. Once completed, this map will enable data-driven projects focused on conserving Istanbul's terrestrial ecosystems. Additionally, IMM is conducting ecological restoration work in the city's forests and organizing activities to protect the urban ecosystem and wildlife.

The efforts to strengthen small-scale producers and fishing activities within the framework of environmental policies and local economic development policies, including support for boat maintenance materials and protective equipment, are vital (SDG Target 14.b).

Furthermore, IMM has initiated the project of creating Istanbul's Biodiversity Map to record and protect the city's terrestrial ecosystems. When completed, this map will serve as a basis for data-driven projects aimed at conserving Istanbul's terrestrial ecosystems. IMM is also engaged in ecological restoration work in urban forests and organizes activities for the conservation of the city's ecosystem and wildlife.



# ensure availability and sustainable management of water and sanitation for all

## 6 CLEAN WATER AND SANITATION



# sdg 6

### target 6.1

by 2030, achieve universal and equitable access to safe and affordable drinking water for all

### target 6.2

by 2030, achieve access to adequate and equitable sanitation and hygiene for all and end open defecation, paying special attention to the needs of women and girls and those in vulnerable situations

### target 6.3

by 2030, improve water quality by reducing pollution, eliminating dumping and minimizing release of hazardous chemicals and materials, halving the proportion of untreated wastewater and substantially increasing recycling and safe reuse globally

### target 6.4

By 2030, substantially increase water-use efficiency across all sectors and ensure sustainable withdrawals and supply of freshwater to address water scarcity and substantially reduce the number of people suffering from water scarcity

### target 6.5

by 2030, implement integrated water resources management at all levels, including through transboundary cooperation as appropriate

### target 6.6

by 2020, protect and restore water-related ecosystems, including mountains, forests, wetlands, rivers, aquifers and lakes

### target 6.a

by 2030, expand international cooperation and capacity-building support to developing countries in water- and sanitation-related activities and programmes, including water harvesting, desalination, water efficiency, wastewater treatment, recycling and reuse technologies

### target 6.b

support and strengthen the participation of local communities in improving water and sanitation management

## Selected Indicators

### target 6.1

Length of Completed Drinking Water Infrastructure Construction (km)

Length of Completed Wastewater/Rainwater Infrastructure Construction (km)

Number of Subscribers to ISKI

Daily Average Water Supply to the City

### target 6.3

Ratio of Sanitized Waste Water (%)

Ratio of Wastewater Treated with Biological and Advanced Biological Treatment

**6** CLEAN WATER  
AND SANITATION



**ensure availability  
and sustainable  
management of  
water and  
sanitation for all**

**sdg 6**

ensure access  
to affordable,  
reliable, sustainable  
and modern  
energy for all

**7** AFFORDABLE AND  
CLEAN ENERGY



sdg 7

**target 7.1**

by 2030, ensure universal access to affordable, reliable and modern energy services

**target 7.2**

by 2030, increase substantially the share of renewable energy in the global energy mix

**target 7.3**

by 2030, double the global rate of improvement in energy efficiency

**target 7.a**

by 2030, enhance international cooperation to facilitate access to clean energy research and technology, including renewable energy, energy efficiency and advanced and cleaner fossil-fuel technology, and promote investment in energy infrastructure and clean energy technology

**target 7.b**

by 2030, expand infrastructure and upgrade technology for supplying modern and sustainable energy services for all in developing countries, in particular least developed countries, small island developing States, and land-locked developing countries, in accordance with their respective programmes of support

**7** AFFORDABLE AND  
CLEAN ENERGY



## Selected Indicators

### target 7.2

Ratio of IMM's Electricity Consumption Supplied by Solar Energy Systems

### target 7.b

Amount of Electricity Energy Produced from Waste

ensure access  
to affordable,  
reliable,  
sustainable and  
modern energy  
for all

# sdg 7

# Sdg 13

## take urgent action to combat climate change and its impacts

**13** CLIMATE  
ACTION



### target 13.1

strengthen resilience and adaptive capacity to climate-related hazards and natural disasters in all countries

### target 13.2

integrate climate change measures into national policies, strategies and planning

### target 13.3

improve education, awareness-raising and human and institutional capacity on climate change mitigation, adaptation, impact reduction and early warning

### target 13.a

implement the commitment undertaken by developed-country parties to the united nations framework convention on climate change to a goal of mobilizing jointly \$100 billion annually by 2020 from all sources to address the needs of developing countries in the context of meaningful mitigation actions and transparency on implementation and fully operationalize the green climate fund through its capitalization as soon as possible

### target 13.b

promote mechanisms for raising capacity for effective climate change-related planning and management in least developed countries and small island developing states, including focusing on women, youth and local and marginalized communities

# Selected Indicators

## target 13.1

Average Response Time to Fires

Rate of Identification of Disaster-Prone High-Risk Areas

## target 13.2

Presence of Mitigation and Adaptation-Focused Climate Change Action Plans

Rate of Monitoring of Mitigation and Adaptation Activities Related to Climate Change Action Plans

Completion Rate of Biodiversity Maps

Conducting Ecological Impact Assessment in the Planning, Design, and Implementation Stages for Anthropogenic Activities within the City

Share of Maritime Transportation in Public Transit

## target 13.3

Length of Bicycle Lanes

Number of Monitoring Points for Air Quality Conducted by IMM

Rate of Waste Processed in IMM Recycling Facilities

**13** CLIMATE  
ACTION



**take urgent  
action to combat  
climate change  
and its impacts**


**sdg 13**



# Sdg 14

**take urgent action  
to combat climate  
change and its  
impacts  
conserve and  
sustainably use the  
oceans, seas and  
marine resources  
for sustainable  
development**

**14** LIFE  
BELOW WATER



## target 14.1

by 2025, prevent and significantly reduce marine pollution of all kinds, in particular from land-based activities, including marine debris and nutrient pollution

## target 14.2

by 2020, sustainably manage and protect marine and coastal ecosystems to avoid significant adverse impacts, including by strengthening their resilience, and take action for their restoration in order to achieve healthy and productive oceans

## target 14.3

minimize and address the impacts of ocean acidification, including through enhanced scientific cooperation at all levels

## target 14.4

by 2020, effectively regulate harvesting and end overfishing, illegal, unreported and unregulated fishing and destructive fishing practices and implement science-based management plans, in order to restore fish stocks in the shortest time feasible, at least to levels that can produce maximum sustainable yield as determined by their biological characteristics

## target 14.5

by 2020, conserve at least 10 percent of coastal and marine areas, consistent with national and international law and based on the best available scientific information

## target 14.6

by 2020, prohibit certain forms of fisheries subsidies which contribute to overcapacity and overfishing, eliminate subsidies that contribute to illegal, unreported and unregulated fishing and refrain from introducing new such subsidies, recognizing that appropriate and effective special and differential treatment for developing and least developed countries should be an integral part of the World Trade Organization fisheries subsidies negotiation

## target 14.7

by 2030, increase the economic benefits to Small Island developing States and least developed countries from the sustainable use of marine resources, including through sustainable management of fisheries, aquaculture and tourism

## target 14.a

increase scientific knowledge, develop research capacity and transfer marine technology, taking into account the Intergovernmental Oceanographic Commission Criteria and Guidelines on the Transfer of Marine Technology, in order to improve ocean health and to enhance the contribution of marine biodiversity to the development of developing countries, in particular small island developing States and least developed countries

## target 14.b

provide access for small-scale artisanal fishers to marine resources and markets

## target 14.c

enhance the conservation and sustainable use of oceans and their resources by implementing international law as reflected in United Nations Convention on the Law of the Sea, which provides the legal framework for the conservation and sustainable use of oceans and their resources, as recalled in paragraph 158 of "The future we want"

## Selected Indicators

### target 14.1

Total Amount of Waste Collected from Sea Vessels

Amount of Waste and Seaweed Collected from the Sea Surface, Coast, and Beaches

Rate of Wastewater Treated by Advanced Biological/Biological Treatment


### target 14.5

Number of Blue Flag Beaches and Marinas

### target 14.b

Number of Boats Provided to Small-Scale Fishermen

14 LIFE  
BELOW WATER



**take urgent action  
to combat climate  
change and its  
impacts conserve and  
sustainably use the  
oceans, seas and  
marine resources  
for sustainable  
development**

**sdg 14**



## Waste Catcher Project

The “Çöp Kapar Projesi” (Waste Catcher Project) is an initiative undertaken by the Istanbul Metropolitan Municipality’s Environmental Protection and Control Department in collaboration with the Marine Services Directorate. The primary objective of this project is to address the issue of surface waste accumulation in the Istanbul Bosphorus, particularly in areas prone to garbage deposition, where human activity is high. Simultaneously, the project aims to raise awareness about human-induced marine pollution.

As part of this effort, “çöp kapar cihazları” or “waste catcher devices” were strategically placed at various key locations, including the vicinity of the Eminönü Galata Bridge, where 9 waste collector devices were installed. One device was deployed in close proximity to the Karaköy City Lines Pier, and 10 waste collector devices were positioned adjacent to the Kadıköy Adalar Pier. In the Aşiyan Coastal Area, 3 devices were placed, and in the vicinity of the Ortaköy City Lines Ferry Pier, 2 waste collector devices were installed. In total, 25 waste collection devices were placed in these designated areas.

This project not only provides an effective means for the systematic removal of waste, thereby reducing factors contributing to marine pollution but also serves as an educational tool to enhance public awareness of the importance of mitigating marine pollution caused by human activities.

## Example Well Practices

## Categorization of Wastewater and Rainwater Lines, Stream Rehabilitation and Advanced Biological Wastewater Sanitation Facilities

In order to address the issue of untreated wastewater discharge, which is one of the causes of marine pollution, Istanbul’s Water and Sewerage Administration (İSKİ) has been consistently investing in various initiatives. Notably, a significant portion of the sewage and stormwater lines throughout the city have been separated to ensure that wastewater is directed to treatment facilities rather than being directly discharged into the sea. Furthermore, İSKİ has initiated stream rehabilitation projects to combat issues related to flooding and inundation.

In addition to these efforts, İSKİ has taken action to tackle the problem of wastewater being discharged directly into the sea without proper treatment. The ongoing facility upgrade projects are aimed at preventing the discharge of inadequately treated wastewater into the sea, moving beyond preliminary treatment. İSKİ is dedicated to the comprehensive biological treatment of all of Istanbul’s wastewater, with ongoing construction of biological and advanced biological treatment facilities.

Currently, İSKİ manages 12 advanced biological and 8 preliminary wastewater treatment plants within its facilities, where 60% of Istanbul’s wastewater undergoes preliminary treatment, while 40% is treated using advanced biological and biological methods, allowing for reuse. New investments in this area aim to increase the capacity of advanced biological treatment facilities. With two additional facilities transitioning to biological treatment in the near future, the proportion of discharges subject to preliminary treatment is expected to decrease to 43%. The growing adoption of biological treatment systems to treat wastewater ensures more efficient water usage and prevents the pollution of seas by untreated wastewater.

**protect, restore and  
promote sustainable use  
of terrestrial ecosystems,  
sustainably manage  
forests, combat  
desertification,  
and halt and reverse  
land degradation and  
halt biodiversity loss**

**15** LIFE  
ON LAND



**sdg 15**

### **target 15.1**

By 2020, ensure the conservation, restoration and sustainable use of terrestrial and inland freshwater ecosystems and their services, in particular forests, wetlands, mountains and drylands, in line with obligations under international agreements

### **target 15.2**

By 2020, promote the implementation of sustainable management of all types of forests, halt deforestation, restore degraded forests and substantially increase afforestation and reforestation globally

### **target 15.3**

By 2030, combat desertification, restore degraded land and soil, including land affected by desertification, drought and floods, and strive to achieve a land degradation-neutral world

### **target 15.4**

By 2030, ensure the conservation of mountain ecosystems, including their biodiversity, in order to enhance their capacity to provide benefits that are essential for sustainable development

### **target 15.5**

Take urgent and significant action to reduce the degradation of natural habitats, halt the loss of biodiversity and, by 2020, protect and prevent the extinction of threatened species

### **target 15.6**

Promote fair and equitable sharing of the benefits arising from the utilization of genetic resources and promote appropriate access to such resources, as internationally agreed

### **target 15.7**

Take urgent action to end poaching and trafficking of protected species of flora and fauna and address both demand and supply of illegal wildlife products

### **target 15.8**

By 2020, introduce measures to prevent the introduction and significantly reduce the impact of invasive alien species on land and water ecosystems and control or eradicate the priority species

### **target 15.9**

By 2020, integrate ecosystem and biodiversity values into national and local planning, development processes, poverty reduction strategies and accounts

### **target 15.a**

Mobilize and significantly increase financial resources from all sources to conserve and sustainably use biodiversity and ecosystems

### **target 15.b**

Mobilize significant resources from all sources and at all levels to finance sustainable forest management and provide adequate incentives to developing countries to advance such management, including for conservation and reforestation

### **target 15.c**

Enhance global support for efforts to combat poaching and trafficking of protected species, including by increasing the capacity of local communities to pursue sustainable livelihood opportunities

15 LIFE  
ON LAND



## Selected Indicators

### target 15.1

Amount of Green Spaces Established Within the Year

Completion Rate of the Biodiversity Map

### target 15.2

Number of Preserved and Cultivated Plant Species

### target 15.5

Number of Endemic Taxa

protect, restore and  
promote sustainable use of  
terrestrial ecosystems,  
sustainably manage  
forests, combat  
desertification, and halt  
and reverse land  
degradation and halt  
biodiversity loss

sdg 15



## Grove Istanbul

The "KORU Istanbul/GROVE Istanbul" project focuses on the rehabilitation and implementation of the Northern Forests, which is described as an ecosystem spanning the Black Sea coastal belt that has been damaged by large-scale projects, uncontrolled urbanization, mining, tourism, industry, energy investments, and other activities. The Northern Forests and rural areas hold vital importance for future generations. The destruction of the Northern Forests and natural resources has led to various environmental issues such as environmental pollution, the climate crisis, and drought.

With the KORU project, the aim is to prevent and control ecological damage, preserve the natural structure, ensure the sustainability of the delicate ecosystem, protect ecologically rich natural areas, and establish a balance between development and conservation with sustainable natural resource utilization.

Under the cooperation of the Istanbul Metropolitan Municipality City Planning Department, BİMTAŞ, and the Istanbul Planning Agency, an actionable, flexible, and effective action plan will be developed to make the KORU Istanbul project feasible and trackable. This action plan will outline steps to be taken in the short, medium, and long term to achieve the project's goals.

## Example Well Practices

## c. Urban Built Environment / Infrastructure Crises



02  
istanbul  
confronting  
against crises

## Current Situation

### Urban Structure and Life in Istanbul

In 2021, the private sector's share in housing production in Istanbul was 95.6%, while the public sector's share was 3.7%, and cooperatives had a share of 0.7%. About 28.8% of Istanbul's residents lived in rented housing. In 2019, the largest share of the household budget, at 28.6%, was allocated to housing and rent. When considering indirect housing expenses such as bills, it is observed that a significant number of households had to allocate over 30% of their income to housing-related costs.

In 2021, Istanbul, with one car for every five people, ranked first among world cities with a traffic congestion level of 62%. Residents of the city spent an average of 142 hours stuck in traffic throughout the year.

Approximately 30 million daily urban trips occur in Istanbul, with 31.6% made by car and shuttle, 27.9% by public transport, and 40.5% on foot.

In 2020, road transport had a 73.9% share in trips made by public transport, while rail systems offering fast and comfortable travel accounted for 24.6%. Despite being a city with access to the sea, the share of water transport in public transportation trips remained at 1.6%.

In 2020, it was determined that during peak hours in Istanbul, 40% of all trips were made on foot. Despite a relatively high proportion of pedestrian travel, Istanbul only has 63 kilometers of pedestrianized road network out of a total road network length of 43,800 kilometers. The total length of bicycle paths is 524 kilometers, with 374 kilometers completed and 150 kilometers under construction.

Istanbul, one of the world's oldest and most significant cities, boasts a history of urbanization dating back 8,500 years, with recent archaeological excava-

tions uncovering evidence stretching as far back as 400,000 years. This rich history is safeguarded through various means, including national legislation, protection of archaeological sites, registered cultural assets, and intangible heritage. Istanbul is home to approximately 18,266 hectares of archaeological, urban, historical, mixed, and 57,371 hectares of natural conservation areas, among which 765.5 hectares are listed as UNESCO World Heritage Sites.

Of Türkiye's private museums, 23% are located in Istanbul, as well as 6.5% of the museums under the Ministry of Culture and Tourism. Furthermore, 32% of cinema theaters and 28% of theater venues in Türkiye are situated in Istanbul. The city also hosts 39% of theater audiences and 36% of private museum visitors in the country.

Istanbul faces the threat of a major earthquake due to its location on the North Anatolian Fault Line beneath the Marmara Sea. Based on earthquake scenarios for a magnitude 7.5 earthquake, it is estimated that over 200,000 buildings would suffer moderate to severe damage. Estimated casualties vary, with projections of 14,150 fatalities if the earthquake occurs at night and 12,400 if it strikes during the daytime. Additionally, it is anticipated that post-earthquake, 5% of the energy grid and 30% of the transformer centers will incur moderate to severe damage. The natural gas infrastructure is also expected to experience moderate to severe damage, affecting approximately 40% of its distribution.

In the face of the climate crisis and extreme weather events, rapid urbanization in Istanbul's stream protection zones and floodplains poses a significant threat to the community. About 290,000 people, equivalent to 2% of Istanbul's population, reside in approximately 43,000 buildings located in flood-prone areas.



# IMM Basic Policy Document

## Vision 2050 Strategy Document

*The Istanbul Vision 2050 Strategic Document, shaped by the power of collective production and designed through a participatory process based on scientific methods, prioritizes the improvement of Istanbul residents' lives and practices a perspective that promotes positive discrimination for vulnerable groups. Serving as a guiding document for all institutions and individuals working for Istanbul, primarily the Istanbul Metropolitan Municipality, the document has been developed with a strategic approach that comprehensively addresses the long-term and multidimensional development dynamics of the city.*

*The Istanbul Vision 2050 Strategic Document aims to implement the 2050 vision of Istanbul, as determined by the people of Istanbul, and the fundamental policies under seven main themes, comprising a total of 38 objectives and 246 targets that outline the roadmap for these objectives. The primary themes of the plan include Protecting the Environment and Adapting to Climate Change, Effective and Inclusive Mobility, Integrated and Smart Infrastructure Systems, Livable and Responsive Spaces That Ensure a Good Life, Transforming and Resilient Economy, Accessible and Just Urban Opportunities for Everyone, and an Equal and Free Society.*

Istanbul, Türkiye's largest city and one of the world's renowned metropolises, possesses numerous strengths and unique characteristics. However, it faces both local and global challenges. The problems in Istanbul have become chronic due to unplanned development and the failure to prioritize the real needs of its residents. These issues, sometimes turning into crises, are identified within the context of the Vision 2050 Strategy Document under five main challenge areas: governance/democracy, economy/development, ecology, urban built environment/infrastructure, and societal well-being.

The Vision 2050 takes a holistic approach to Istanbul's economic, social, and spatial development and can be considered within the context of SDG 11. However, among the themes of the plan, Effective and Inclusive Mobility and Livable and Responsive Spaces That Ensure a Good Life stand out prominently concerning SDG 11.

The objectives and selected targets of these themes are provided below:

### Effective and Inclusive Mobility

#### Target 1: Ensuring Accessible and Comfortable Journeys with Integrated Transportation Systems

- Making rail systems a primary element in urban mobility.
- Organizing rubber-wheeled public transportation systems to complement rail systems.
- Increasing the share of sea transportation in urban transportation.
- Reducing the demand for individual journeys in urban mobility.

#### **Target 2: Promoting Pedestrian and Bicycle Transportation as a Common Mode of Transportation Across the City**

- Strengthening urban functions at the neighborhood level to increase walkability.
- Widespread implementation of bicycle sharing and micro-mobility infrastructure while supporting innovative initiatives.
- Developing walking and cycling habits among Istanbul residents for a healthier lifestyle.

#### **Target 3: Ensuring Traffic Safety**

- Providing safe speed management with consideration for human mobility and spatial features.
- Enhancing monitoring and enforcement mechanisms for traffic safety in public institutions and civil society.

#### **Target 4: Ensuring Inclusivity in Transportation Systems**

- Making transportation infrastructure accessible to everyone.
- Expanding the scope of economic affordability in transportation systems, considering different user groups.
- Increasing the participation of disadvantaged groups in urban mobility decision-making processes.

#### **Target 5: Strengthening Global and Regional Connections to Provide Sustainable Human and Freight Mobility in Harmony with the Environment**

- Reducing the number of heavy vehicles entering urban traffic by effectively using rail and sea transportation for freight movement.
- Promoting innovative and environmentally friendly vehicle use in the supply and distribution of goods and services.
- Strengthening the connection between key arrival points in the city, such as ports, bus terminals, train stations, and airports, and urban public transportation systems.

### **Vibrant and Responsive Places Providing Good Living**

#### **Target 1: Preventing the Spread of the City to Biocultural Areas, Creating a Qualitative Urban Built Environment**

- Creating a buffer zone between sensitively developed areas and urbanization and developing core function zones that provide proactive protection.
- Preservation of biocultural areas within urbanized areas.
- Enhancing the resilience of urban spaces against risks and disasters.
- Conducting planning and transformation processes with a participatory and inclusive approach that values the meaning and value of space.

#### **Target 2: Ensuring Balanced Urban Development to Improve the Quality of Life in the City**

- Creating self-sufficient sub-regions with urban opportunities and amenities.
- Providing transportation links to support balanced and polycentric development in urban areas.

# IMM

## Supporting Policy Document

### **Target 3: Developing Dynamic Public Spaces that Support Vibrant Urban Life**

- Enhancing the quality of all public spaces and making improvements to ensure safe and active usage.
- Creating public spaces that cater to the unique needs of the population living in different sub-regions through participatory processes.
- Incorporating cultural heritage into the public space system.

### **Target 4: Preserving Cultural Heritage, Strengthening Its Connection with Urban Life through Creative and Innovative Approaches**

- Ensuring comprehensive integrated conservation in cultural heritage areas.
- Enhancing the quality of life and preventing dilapidation through preservation and restoration in cultural heritage areas.
- Activating and promoting an area management system that upholds the principle of placemaking and the right to cultural heritage.

Moreover,

### **"Accessible and Equitable Urban Amenities for All"**


under this theme, the following objectives and goals directly contribute to SDG 11.

#### **Target 1: Making the City a Hub for Art and Culture through the Active Participation of Istanbulites**

- Providing access to inclusive and high-quality cultural services throughout the city contributes to creating inclusive and vibrant cultural environments, which aligns with SDG 11's goal of making cities and human settlements inclusive, safe, resilient, and sustainable.
- Supporting and enhancing Istanbul's cultural richness by promoting cultural values from diverse groups fosters cultural diversity, a key element of SDG 11.
- Creating accessible public spaces for cultural and art production aligns with SDG 11 by promoting sustainable and resilient infrastructure development.
- Ensuring fair and equitable usage of cultural and artistic resources promotes inclusivity in cultural access, in line with SDG 11's principles.

#### **Target 4: Providing Istanbulites with Access to Comfortable and Affordable Housing**

- Diversifying housing alternatives to meet the needs of different social groups is a step towards ensuring adequate, safe, and affordable housing for all, which is a core objective of SDG 11.
- Developing residential areas to include diverse economic groups contributes to the promotion of inclusive and sustainable urbanization as defined in SDG 11.
- Producing social housing and social rental housing addresses the need for adequate and affordable housing, a key aspect of SDG 11.
- Diversifying community-based construction, ownership, and operation models aligns with the aim of ensuring access to safe and affordable housing and supporting sustainable urbanization, as stated in SDG 11.



Within the scope of the Urban/Built Environment theme, the priority for Istanbul Metropolitan Municipality is to develop inclusive and sustainable policies within its jurisdiction and implement them. The following activities in this field are evaluated in the context of Sustainable Development Goals. Additionally, IMM advocates for inclusive and sustainable urban development guided by a public interest perspective and works on coordination and collaboration among different institutions.

The Istanbul Vision 2050 Strategy Document, prepared through a participatory process, aims to bring stakeholders together to envision a shared future for Istanbul (SDG Target 11.3). This comprehensive vision for Istanbul focuses on limiting urban sprawl, preserving natural areas, promoting short-distance pedestrian and bicycle transportation, expanding public transport, and ensuring compact urban development.

IMM's housing and urban transformation policies and activities directly relate to enhancing resilience to disasters (SDG Target 11.5). The focal point of disaster resilience efforts is strengthening the city's building stock for the expected major Istanbul earthquake, transforming risky structures, and making settlements with a high proportion of disadvantaged social groups more resilient to disasters. Disaster preparedness includes a rapid assessment of residential buildings using fast scanning methods to prioritize risks.

The Istanbul Province's Possible Earthquake Loss Estimates Update Project, prepared in accordance with the Sendai Framework for Disaster Risk Reduction, provides earthquake hazard analyses, as well as urban infrastructure and infrastructure loss estimates for each of the 39 districts. Publications on Possible Earthquake Loss Estimates, including industrial structures, cultural heritage sites, and buildings over 20 stories, are ongoing, with completion expected by the end of 2023. In 2023, the Istanbul Earthquake Preparedness and Action Plan is being developed under the leadership of the Earthquake Science Board.

IMM was also involved in relief and coordination efforts in the earthquakes centered around Kahramanmaraş in early 2023. Within this context, 38 pieces of heavy machinery, 3 excavators, and 651 relief vehicles were dispatched. A total of 544,858 parcels of aid were sent to Hatay, along with 83,945 parcels for areas outside Hatay, resulting in a total of 628,803 parcels delivered to the earthquake-stricken region. In 2022, relief teams consisting of 240 per-



sonnel and 94 vehicle-machinery units were sent to areas in the Western Black Sea, Mediterranean, and Marmara Regions affected by forest fires, floods, and inundations. In 2021, relief teams consisting of 621 personnel and 230 vehicle-machinery units were sent to areas in these regions affected by forest fires, floods, inundations, and fire incidents.


A tsunami action plan has been prepared and implemented for the city. To prevent floods and water overflows, the city's drainage infrastructure is being strengthened. Built areas in creek beds and water basins are being expropriated to restore protection zones. In 2022, a total of 2,275 snow removal vehicles and 9,649 personnel, along with 299,876 tons of salt, were used to keep all 4,023 km of main arterial roads open to traffic.

Another prominent issue is providing access to safe, economically affordable, accessible, and sustainable transportation systems (SDG Target 11.2). Istanbul Metropolitan Municipality prioritizes supporting environmentally friendly, pedestrian and bicycle access through the public transportation system. In this context:

- Rail transit is the preferred mode of public transportation, providing people with safe, easy, fast, comfortable, and cost-effective travel options while causing less environmental harm compared to other modes. IMM's goal is to extend the rail transit network to reach every part of Istanbul and integrate it with existing lines.

- Istanbul, being the city with the most ongoing metro construction projects globally, already boasts 287.40 km of existing rail transit. An additional 177.50 km of rail transit construction is in progress. IMM aims to reach a total line length of 757.11 km. The rail transit systems prevent approximately 31,180 private vehicles from entering daily traffic.
- Daily ridership on public transportation reached around 8 million in December 2022, with 40.8% of this figure accounted for by rail transit systems.
- In Istanbul, efforts are being made to convert diesel-powered public transportation vehicles, which play a significant role in public transport, to electric, aiming to reduce their negative environmental impact.
- The share of maritime transport in public transportation, which currently stands at 3.4%, is targeted to increase to 10% by 2050.
- There are 2,275 Smart Bicycles, known as ISBIKE, available at 280 stations, promoting sustainable urban mobility.
- The total length of bicycle lanes in Istanbul is 404.61 km, with plans to extend it to 750 km.

- Mothers with children aged 0-4 who are integrated into the Istanbulkart system can travel for free on all public transportation vehicles. Currently, 317,749 mothers benefit from this initiative.
- The number of student cardholders increased significantly from 2,701,523 in 2019 to 3,949,265 in 2022, marking a 46.2% growth. This encourages students to use public transport for their daily commutes.



# IMM Supporting Policy Document

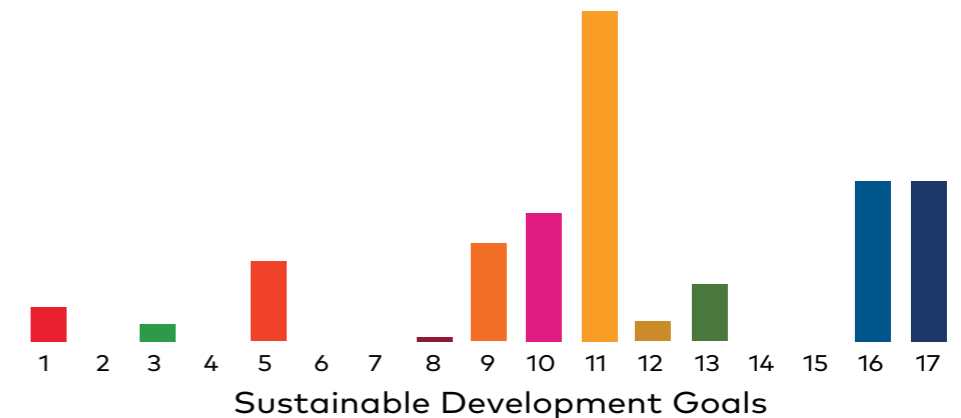
## Istanbul Sustainable Urban Mobility Plan

The Istanbul Sustainable Urban Mobility Plan (Istanbul SKHP) serves as a key policy instrument for Istanbul to achieve its goal of having an efficient and inclusive transportation system by 2050 while aiming to be "carbon-neutral." Notably, Istanbul SKHP is Türkiye's first SKHP and the world's first SKHP implemented in a mega-city with a population of over 15 million. The 2040 vision of Istanbul SKHP, established through participatory processes, envisions a transportation system that aligns with Istanbul's unique geography and historical values. This system is described as a mixed structure consisting of safe, integrated, accessible, and affordable mobility options that are human and environmentally oriented, innovative, and inclusive.

Istanbul SUMP identifies a total of 26 projects under the themes of "Low Carbon Transition," "Seamless Transfers and Integration," and "Reduction of Traffic Congestion." The plan is a cornerstone for Istanbul Metropolitan Municipality's efforts to contribute to the Sustainable Development Goals. Developed with support from the UK Prosperity Fund and in partnership with UN-Habitat, Istanbul SKHP aims to maximize alignment with the SDGs and contribute to the city's sustainable development. The plan underwent evaluation workshops based on the 28 sustainability principles and 80 performance criteria defined for Istanbul SKHP, utilizing the "SDG Project Assessment Tool" developed by UN-Habitat. This process resulted in the creation of a unique SDG profile that highlights the plan's potential for alignment with the SDGs. Funded by Official Development Assistance, this plan also serves as a best practice example for SDG 17, Partnerships for the Goals.

- 1  To have an accessible, affordable, integrated and inclusive transportation system
- 2  Having an environmentally sustainable transportation system.
- 3  To have an economically sustainable and durable transportation system.
- 4  Safety and security of transportation and travel increase security.
- 5  Reducing traffic volumes, congestion and automobile dependency.
- 6  Encouraging the transition to public transport.
- 7  Encouraging the transition to active modes (walking and cycling)
- 8  To have a transportation system that supports compact and polycentric development
- 9  To have an efficient urban logistics system with minimal negative impact.

Table 5 Istanbul SUMP - SDG Profile



SDG	1	2	3	4	5	6	7	8	9	10	11	12	13	14	15	16	17
Evaluation Score	33	0	15	0	78	0	0	3	98	127	330	17	55	0	0	159	162
Evaluation Aim	33	2	15	4	81	0	0	3	99	129	339	18	57	0	0	165	165
Project Aim	33	2	15	4	81	0	0	3	99	129	339	18	57	0	0	165	165

# IMM Supporting Policy Document

## The Istanbul Bicycle Master Plan

Supporting the use of bicycles as a means of transportation is one of the fundamental components of Istanbul Metropolitan Municipality's (IMM) transportation policies. In this context, the Istanbul Bicycle Master Plan has been developed to establish a comprehensive network of bicycle lanes that will play a significant role in Istanbul's transportation and increase the share of cycling in the city's overall transportation. The plan consists of an action plan and an implementation plan containing the most suitable cycling routes for Istanbul.

The Vision of the Istanbul Bicycle Master Plan is defined as "A city where the culture of cycling is enhanced, bicycle usage is widespread in transportation, and a city that promotes a healthy community and a clean environment through cycling, ISTANBUL."

With this vision, the primary objective is to foster a bicycle culture in Istanbul and raise awareness about cycling, aiming to increase its share in transportation. In line with this goal, nine main objectives and selected strategies are as follows:

### **Objective-H01: Creating Public Awareness**

Main Strategy - H01AS02: Promotion of informative campaigns that encourage bicycle usage and raise awareness of other road users regarding cyclists.



### **Objective-H02: Increasing the Share of Bicycle Journeys in Daily Total Journeys**

Main Strategy - H02AS01: Ensuring the integration of bicycle users into public transportation systems.

Main Strategy - H02AS02: Conducting bicycle education activities suitable for all segments of society.

### **Objective-H04: Upgrading Existing Bicycle Lanes to Meet Standards and Expanding Urban Bicycle Lanes with New Projects**

Main Strategy - H04AS01: Improving the physical attributes of existing bicycle lanes.

Main Strategy - H04AS02: Identifying preferred routes by bicycle users.

Main Strategy - H04AS04: Establishing bicycle lane standards in accordance with the city's spatial structure.

Main Strategy - H04AS05: Creating secure bicycle parking facilities.

Main Strategy - H04AS06: Expanding the bicycle-sharing system.

### **Objective-H05: Ensuring the Active Use of 1,050 km of Bicycle Lanes in Istanbul by 2023**

Main Strategy - H05AS01: Coordinating between various institutions for bicycle lane and bicycle parking projects.

Main Strategy - H05AS02: Ensuring that bicycle lane and bicycle parking applications are carried out in accordance with standards.

Main Strategy - H05AS04: Creating the necessary infrastructure for cyclists in public transportation vehicles.



Istanbul Metropolitan Municipality's conservation efforts for natural and cultural heritage (SDG Target 11.4) encompass a wide range of projects, from the maintenance of urban forests and the restoration of Istanbul's city walls to the restoration, preservation, and exhibition of art pieces. New works are added to the Cultural Assets Inventory, and these are protected. The core of Istanbul's culture and art philosophy is to take cultural and artistic services to all parts of the city and offer opportunities for previously limited art forms.

Historical water sources in Istanbul are also being revived, and projects for the survey, restitution, and restoration of fountains are underway. Through ongoing efforts to balance preservation and use of Istanbul's unique heritage, many pieces of art have been reclaimed for Istanbul residents and the world. In this context, in 2022, the Yerebatan Cistern, Haliç Art, Cendere Art Museum, Mevlanakapı Visitor Center, Beyoğlu, Bedrettin Mahallesi 205 No. Underpass Exhibition Area; in 2021, Museum Gazhane, Yol Sergisi-Bebek Sarnıcı, IETT Museum Project; in 2020, Tekfur Palace and Beyoğlu Archery Museum were completed. As a result, in 2022, 2,586,121 visitors benefited from a total of 15 museums operated by IMM Kültür A.Ş., while 706,848 people visited IMM-owned museums.





Istanbul's Cultural Heritage Inventory has been established and is regularly updated. The Cultural Heritage layer, showing historical artifacts in the Istanbul City Map application, is accessible online. In 2021, work on 11 implementation projects and 40 historical artifacts was completed. In 2022, the number of movable cultural assets developed and enriched reached 17,471. Work on numerous new pieces is ongoing.

In the field of waste management (SDG Target 11.6), the priority for IMM is the valorization of solid waste. Initially, the focus is on energy production from waste through incineration and biomethanization methods. Additionally, awareness campaigns for waste reduction, reuse, and recycling are being carried out. Various training sessions, both online and in-person, are provided to target audiences for waste reduction, recycling, recovery, advanced recycling, and environmental cleanliness (including primary and secondary school students, high school and university students, housewives, municipal employees, technical teams, etc.). Awareness campaigns to increase public consciousness are conducted through social and visual media.



IMM continuously measures air quality in accordance with European Union standards using a total of 27 air quality monitoring stations and 190 air quality measurement devices. Air quality measurement results are published daily on the <https://havakalitesi.IMM.gov.tr> website.

Efforts are underway to significantly increase the amount of green and public spaces and make them accessible throughout the city (SDG Target 11.7). Since 2019, this has included the Silivri I-II Stage, Tuzla I. Stage, Haliç I-II Stage, Pendik I. Stage, Beylikdüzü Yaşam Vadisi, and 5 City Forests, adding approximately 6.9 million square meters of green space annually and a total of about 7.5 million square meters. As a result, the per capita active green space in 2019, which was 7.04 square meters, has increased to 7.78 square meters.

	Meter	2018	2019	2020	2021	2022
Newly Built Green Area	m2	2.419.751	572.585	1.692.812	4.081.932	1.164.306
Parking Made	Place	10	7	10	11	11
Revised Green Area	m2	1.642.250	310.679	708.398,13	298.959	510.994,18
Maintained Green Area	m2	60.037.756	54.776.205	55.935.532	56.698.269	57.780.087
Planted Tree	Place	49.158	23.577	54.628	55.888	59.181
Planted Seasonal Flowers and Bulb Plants	Place	58.621.387	61.634.999	60.301.700	45.441.048	44.951.506
Maintained Tree	Place	532.159	189.079	143.811	170.366	394.118
Repaired Monumental Tree	Place	2.547	63	1.132	945	3.231
Planted Blush	Place	1.965.202	1.695.824	2.031.220	2.876.023	2.708.053

Table 6. IMM Green Area Quantities and Applications by Year

# make cities and human settlements inclusive, safe, resilient and sustainable

## 11 SUSTAINABLE CITIES AND COMMUNITIES



### target 11.1

By 2030, ensure access for all to adequate, safe and affordable housing and basic services and upgrade slums

### target 11.2

By 2030, provide access to safe, affordable, accessible and sustainable transport systems for all, improving road safety, notably by expanding public transport, with special attention to the needs of those in vulnerable situations, women, children, persons with disabilities and older persons

### target 11.3

By 2030, enhance inclusive and sustainable urbanization and capacity for participatory, integrated and sustainable human settlement planning and management in all countries

### target 11.4

Strengthen efforts to protect and safeguard the world's cultural and natural heritage

### target 11.5

By 2030, significantly reduce the number of deaths and the number of people affected and substantially decrease the direct economic losses relative to global gross domestic product caused by disasters, including water-related disasters, with a focus on protecting the poor and people in vulnerable situations

### target 11.6

By 2030, reduce the adverse per capita environmental impact of cities, including by paying special attention to air quality and municipal and other waste management

### target 11.7

By 2030, provide universal access to safe, inclusive and accessible, green and public spaces, in particular for women and children, older persons and persons with disabilities

### target 11.a

Support positive economic, social and environmental links between urban, peri-urban and rural areas by strengthening national and regional development planning

### target 11.b

By 2020, substantially increase the number of cities and human settlements adopting and implementing integrated policies and plans towards inclusion, resource efficiency, mitigation and adaptation to climate change, resilience to disasters, and develop and implement, in line with the Sendai Framework for Disaster Risk Reduction 2015-2030, holistic disaster risk management at all levels

# Selected Indicators

## target 11.1

Number of Students Benefiting from Higher Education Student Dormitory Services

## target 11.2

Cumulative Number of Smart Transportation Systems Deployed

Ratio of Sustainable Transportation Modes (Pedestrian, Bicycle, Public Transport)

Total Cumulative Bicycle Lane Length

Daily Number of Passengers Using Sea Transport Services

Daily Number of Passengers Using Rail Systems Transport Services

Number of Individuals Benefiting from Social Support Payments in Transportation (Individuals)

## target 11.3

Ratio of Urban Planning Studies Operated through Participatory Mechanisms

Completion Rate of Geologic, Geotechnical, Feasibility, and Micro Zoning Studies Essential for Spatial Planning

Number of Public Meetings, etc., Organized as Part of Planning Studies for Public Engagement

**11** SUSTAINABLE CITIES  
AND COMMUNITIES



**make cities and  
human settlements  
inclusive, safe,  
resilient and  
sustainable**

**sdg 11**

# Selected Indicators

## goal 11.4

Number of Cultural Events Organized

Ratio of Total Cultural Assets Registered and Preserved in the Inventory

Number of Movable Cultural Assets Developed and Enriched

Number of Individuals Benefiting from Libraries under IMM Responsibility

Number of Survey, Restitution, and Restoration Applications for Historical Tombs, Fountains, and Graveyard Areas Across Istanbul

Number of Survey, Restitution, and Restoration Projects Added to the Istanbul Cultural Heritage Inventory

Number of Data Entries into the Istanbul Cultural Assets Inventory Database

Number of Museums

Number of Museum Artifacts Whose Restoration and Conservation Have Been Completed

Total Number of Libraries

## goal 11.5

Average Response Time for Emergency Health Incidents

Number of Fire Stations

## goal 11.6

Ratio of Waste Processed in IMM Mechanical and Biological Treatment Facilities

Amount of Solid Waste Delivered to IMM Solid Waste Facilities

Ratio of Waste Processed in IMM Recycling Facilities

## goal 11.7

Per Capita Active Green Area

Completion Rate of Green and Open Area System Development Work

Amount of Green Area Created During the Year

## 11 SUSTAINABLE CITIES AND COMMUNITIES



make cities and  
human settlements  
inclusive, safe,  
resilient and  
sustainable

# sdg 11

## d. Economy / Development Crises



02  
istanbul  
confronting  
crises

## Current Situation

### Economy and Infrastructure In Istanbul

In comparison to Türkiye's total population, which accounts for 19%, Istanbul contributes to approximately 20% of the total labor force and employment, 30.1% of the economic output (Gross Domestic Product or GDP), almost half of the foreign trade, and nearly half of all tax revenues. In 2021, the per capita GDP, which stood at \$15,666, was about one and a half times higher than the Turkish average of \$9,592. In the per capita GDP rankings among provinces, Istanbul holds the second place.

Istanbul is home to approximately 75,000 companies engaged in foreign trade. The exports from Istanbul in 2022, which amounted to \$124.7 billion, represent nearly half of the country's total exports, which stand at \$254.2 billion. There are 235 companies within Istanbul that have been listed in the Fortune 500. Istanbul has the highest per capita total deposit amount and is the province with the most investment incentive certificates issued.

The labor force participation rate in Istanbul is approximately 54%. There is a significant difference in this indicator between women (35.8%) and men (72.5%) (as of 2021). Among those employed, 67.7% are in the services sector, 31.9% in the industry (accounting for 21% of the total industrial workforce in Türkiye), and 0.5% in the agricultural sector. Istanbul is the most visited city in Türkiye and has a foreign visitor occupancy rate of 32%.

The unemployment rate for 2021 was reported as 12.3%. More than half of the registered unemployed individuals in the province are young people aged 15-29.

Between 2010 and 2021, Istanbul's GDP Research and Development (R&D) expenditure increased by 208% in US dollars. The share of the workforce employed in R&D in Istanbul increased from 21.8% in 2010 to 29.5% in 2021, and the number of patent applications tripled. As of March 2022, 33% of R&D centers (411) and 45% of design centers (146) in Türkiye are located in Istanbul.

Istanbul provides the fastest internet connection in Türkiye with an average broadband internet speed of 31 Mbps. However, in the global ranking of cities where the average speed is approaching 200 Mbps, Istanbul is only ranked 101st.

Istanbul is home to a total of 60 universities, including 13 state, 44 foundation, and 3 foundation vocational schools. Sixteen of these universities are ranked among the top 50 in the Türkiye Scientific and Technological Research Council (TÜBİTAK) Entrepreneurial and Innovative University Index. Six of the top 10 universities are also located in Istanbul.

There are 12 Technology Development Zones, 411 R&D Centers, 146 Design Centers, 15 Technology Transfer, and 33 Incubation Centers in Istanbul, which are the main components of the entrepreneurship ecosystem.

In Istanbul, the per capita urban waste generation is 1.17 kg/day, and domestic water consumption is 185 liters/day.



In Istanbul, the Istanbul Metropolitan Municipality prioritizes the development of sectors within the framework of climate change and inclusivity policies. Its efforts aim to establish the necessary infrastructure for green industrial transformation, prevent industrial pollution, contribute to the development of individuals possessing the qualifications required by the changing economy, support the establishment of an entrepreneurial culture, particularly among young people, and create urban opportunities that strengthen these efforts. Istanbul, with its natural and cultural treasures, is one of the world's most important tourism centers, and IMM focuses on promoting sustainable tourism in the city.

IMM supports entrepreneurship, creativity, and innovation, especially in digital technologies, to feed and guide the future economy (SDG Targets 8.3 and 9.b). For this purpose, "Zemin Istanbul" has been established to identify, implement, and conclude technological projects required by the city and the country. Furthermore, activities are carried out to introduce children to technology and encourage young people to create technology-based projects. The "OGEM" (Game Development Center) is Türkiye's first publicly supported game incubator. It aims to create an ecosystem consisting of young aspiring developers, idea holders, gaming entrepreneurs, mentors, professionals, designers, academicians, technology companies, and game investors.

As part of the "Tekno-Semt" program, the Entrepreneurship Center, established in collaboration between ITU Çekirdek and Istanbul Planning Agency at Şişli HABITAT Next-Generation Life Center, represents a significant step towards promoting the localization of technology and the global expansion of local technologies. This center will support young entrepreneurs interested in entrepreneurship or those already part of the ecosystem who wish to expand and accelerate their businesses. It offers networking events, workshops, incubation and pre-incubation programs, as well as collaborative partnership models, and is designed to benefit both the entrepreneurship ecosystem and young entrepreneurs.

With the establishment of the IMM Data Laboratory, IMM supports the creation of a qualified network for institutions, students, and experts in the field of data and business-focused project works, collaboration, and the development of competent human resources and employment in this field.

The IMM Technology Workshops were established in Türkiye and Istanbul to contribute to the training of individuals who will make a technological leap in our country. These workshops, serving primary, middle, and high school students, aim to help individuals become innovators in technology rather than technology consumers, with the goal of reducing external dependency in technology.

Increasing resource efficiency (SDG Target 8.4) is one of IMM's corporate and city-wide goals. In this context:

- IMM contributes to the environment and the economy by processing and recycling 29% of the total domestic waste delivered to IMM's solid waste facilities.



- Corporate hazardous/non-hazardous waste generated by IMM units is collected separately, temporarily stored, recycled/transformed, and safely disposed of under the zero-waste management system.
- 14% of corporate waste generated by IMM units is recycled/transformed.

		2019	2020	2021	2022
Amounts of Electrical Energy Produced from Waste (MWh)		477.608	455.892	839.802	1.306.116
Number of Units Collected		5.775	6.330	8.973	11.186
Electronic Waste Back Earnings Number Of Coverage (Piece)	Again Make Available Imported Unit	642	460	641	1.589
	Unit Sent to Recycling Number	5.088	5.875	9.368	8.771
Recovery of Petroleum Derived Wastes from Ships (m³)		21.466	26.578	22.627	38.159
Back From Recyclable Waste (Ton)	Recyclable Material	8.832	4.627	4.973	3.856
	Waste Derived Fuel	26.417	7.879	-	30.952
Amount of Recovered Excavated Soil (Thousand Tons)		151	72	62	273
From Organic Waste (Ton)	Amount of Waste Arriving at the Facilities	111.501	113.194	125.734	179.740
	Amount of Compost Fertilizer Produced	16.503	19.510	11.545	14.970

Table 7. Recycling and Recovery Efforts





In an effort to reduce unemployment and create opportunities for skilled employment (SDG Targets 8.5 and 8.6), Regional Employment Offices (BIO) have been established. BIO is a comprehensive organization initiated by the Istanbul Metropolitan Municipality (IBB) in 2020 to assist unemployed Istanbul residents in finding jobs by connecting job seekers with employers, ensuring that the workforce continuously engages in economic activities. The system has approximately 11,700 registered employers and 524,000 CVs, with around 1,500 job postings on BIO platforms. With 15 Employment Offices and 2 mobile units, a total of 105,000 individuals have been provided with employment opportunities. This initiative contributes to the reduction of unemployment and the creation of quality job opportunities in Istanbul.



Ensuring inclusive employment is one of the primary goals for the well-being of our citizens. In 2021, Istanbul faced a challenging situation where over 100,000 women had lost hope of finding employment, and one out of every four young individuals was unemployed. Therefore, as we harness the potential of Istanbul's economy, it is essential to ensure that our citizens share in these gains. In this context, as we look forward to the year 2050, our indispensable goals include reducing the unemployment rate in Istanbul to an average of 5% and increasing women's labor force participation rate to over 70%. It is crucial to understand that women's participation in the workforce not only empowers and liberates them but is also vital for economic and social development.

Ekrem İmamoğlu  
Mayor of Istanbul  
Istanbul Vision 2050 Manifesto





The Public Groceries (Halk Bakkal) program, implemented as of November 2022, aims to strengthen local economies and support neighborhood grocery stores whose competitive power has weakened due to changing shopping habits and the economic crisis during the pandemic. This initiative is being carried out at 1,042 locations, primarily in Istanbul's most disadvantaged areas. By providing social assistance, the Istanbul Metropolitan Municipality contributes millions of liras to the city's economy annually. With the "Halk Bakkal" project, IMM has made it possible to use social assistance cards, which were previously only usable in chain supermarkets, at local grocery stores.

The report titled "Youth Neither in Education Nor in Employment" (NEET) presents statistics related to NEET youth, good practice examples implemented in major European cities, outcomes of focus group meetings conducted by the Istanbul Planning Agency's Institute and Social Policies Office, and data from the Istanbul Statistical Institute's research on NEET youth and university graduate youth living at home. The report also provides recommendations for local governments, including IMM, regarding policies targeting NEET youth. (SDG Target 8.6)

IMM carries out effective initiatives to protect the health and labor rights of migrant and refugee workers. (SDG Target 8.9)

# Good Practice

## Migrant Worker Health Center

The Migrant Worker Health Center, a first of its kind in Turkey, is established under the Dr. Ümit Erdem Occupational Health and Safety Research Center (İSGEM). The center, initiated by the Istanbul Metropolitan Municipality's Occupational Health and Safety Directorate, conducts various activities directed at both documented and undocumented migrant workers within the labor force. The center also houses a Hygiene Laboratory, an Occupational Health and Safety Digital Library, and an Occupational Health and Safety Training Center. The digital library provides students and academics conducting research in the field of occupational health and safety with access to scientific publications. (SDG Target 8.8)

In order to strengthen Istanbul's position as one of the world's leading tourism cities (SDG Target 8.9), the Istanbul Metropolitan Municipality conducts promotional and advisory activities. Online posts made through IMM's visit.istanbul account had been viewed 19.6 million times by the end of 2021. The posts made in the first half of 2022 had been viewed by 6.1 million people. Efforts to open tourism offices in the city's tourist destinations for providing face-to-face guidance are ongoing.

Diversifying tourist activities in Istanbul and turning it into a city of festivals are among IBB's short-term goals. Newly introduced festivals in Istanbul include the Istanbul Chamber Music Festival, Baroque Music Festival, Improvisational Dance Festival, Children's Rights Festival, and Maritime Festivals.

IMM is actively working to provide the necessary transportation, water, and sewage infrastructure for the industrial needs of Istanbul, ensuring the required capacity (SDG Target 9.1).

The provision of inclusive internet access, both geographically and socially, is a part of IBB's economic and social policies. In this context, a digital divide map has been prepared, along with associated targets. Many municipal facilities such as BELNET offices, libraries, and neighborhood houses offer free computer and internet services. To provide free internet access throughout the city, the number of locations with IMM Wi-Fi service will be increased, including squares, cultural centers, sports facilities, libraries, and public transportation vehicles (SDG Target 9.c). Additionally, IMM Wi-Fi service will be available at turnstiles and platform areas in all metro lines, in all BELTUR cafes operated by IBB, throughout all rural neighborhoods of Istanbul, on city ferry lines, and in all neighborhood houses that will be established throughout Istanbul.



## In 2022, 244 tons of package waste collected separately and recycled in the context of Zero Waste Project



595 m² depolama alanı kazanıldı



In line with Istanbul Metropolitan Municipality's solid waste management plan (SDG Targets 12.2, 12.4, and 12.5), efforts are being made to minimize waste generation through source reduction, recycling, and recovery systems, while effectively managing waste. The aim is to minimize waste generation and recycle the resulting waste through various methods. Facilities such as Başakşehir and Hasdal Solid Waste Transfer Stations, Silivri Seymen Leachate Treatment Plant, Kemerburgaz Municipal Waste Incineration and Energy Generation Plant, and Kömürcüoda Biomethanization Plant have been put into operation for waste and biomethanization, processing and reutilizing waste. Approximately 11,500 tons of compost produced annually are used as fertilizer in parks and gardens throughout Istanbul. The increasing biological treatment of wastewater ensures more efficient water use and prevents untreated wastewater from polluting the seas.

With approximately 85,000 employees, IMM is working to minimize the waste it generates as an institution and increase the recycling rate. As of October 2022, "Zero Waste Certificates" have been obtained for 6 IMM service campuses.

To raise awareness about sustainable lifestyles (SDG Target 12.8), the Institute of Istanbul ISMEK offers the Sustainability Literacy program, which provides detailed information about SDGs, as well as Sustainable Urbanization training.

In an effort to reduce fossil fuel consumption (SDG Target 12.c), the goal is to electrify the entire IMM vehicle fleet by 2050, with a focus on the public transportation bus fleet.

# Promote sustained, inclusive and sustainable economic growth, full and productive employment and decent work for all

## 8 DECENT WORK AND ECONOMIC GROWTH



# sdg 8

### target 8.3

Promote development-oriented policies that support productive activities, decent job creation, entrepreneurship, creativity and innovation, and encourage the formalization and growth of micro-, small- and medium-sized enterprises, including through access to financial services

### target 8.4

Improve progressively, through 2030, global resource efficiency in consumption and production and endeavour to decouple economic growth from environmental degradation, in accordance with the 10-year framework of programmes on sustainable consumption and production, with developed countries taking the lead

### target 8.5

By 2030, achieve full and productive employment and decent work for all women and men, including for young people and persons with disabilities, and equal pay for work of equal value

### target 8.6

By 2020, substantially reduce the proportion of youth not in employment, education or training

### target 8.8

Protect labour rights and promote safe and secure working environments for all workers, including migrant workers, in particular women migrants, and those in precarious employment

### target 8.9

By 2030, devise and implement policies to promote sustainable tourism that creates jobs and promotes local culture and products

## Selected Indicators

### target 8.3

Number of individuals employed through Regional Employment Offices.

Number of supported enterprises.

Number of partnerships with organizations (NGOs, universities, private sector, etc.) to support technology and innovation initiatives during the year.

### target 8.4

Number of units sent for recovery under Electronic Waste Recycling.

### target 8.5

Number of trainees directly involved in the production process.

### target 8.8

Duration of Occupational Health and Safety training for employees.

### target 8.9

Number of festivals organized to enhance Istanbul's brand value.

Number of views and downloads of digital platforms created to promote Istanbul internationally.

## 8 DECENT WORK AND ECONOMIC GROWTH



**Promote sustained,  
inclusive and  
sustainable  
economic growth,  
full and productive  
employment and  
decent work for all**

# sdg 8

# Build resilient infrastructure, promote inclusive and sustainable industrialization and foster innovation

## 9 INDUSTRY, INNOVATION AND INFRASTRUCTURE



# sdg 9

### target 9.1

Develop quality, reliable, sustainable and resilient infrastructure, including regional and transborder infrastructure, to support economic development and human well-being, with a focus on affordable and equitable access for all

### target 9.b

Support domestic technology development, research and innovation in developing countries, including by ensuring a conducive policy environment for, inter alia, industrial diversification and value addition to commodities

### target 9.c

Significantly increase access to information and communications technology and strive to provide universal and affordable access to the Internet in least developed countries by 2020

## Selected Indicators

### target 9.1

Rate of integration of infrastructure institutions into the Infrastructure Management Information System.

- Rate of transfer of infrastructure projects (annual numerical data) to the Geographic Information System (GIS).

### target 9.c

Number of BELNET users.

Number of points providing free internet service.

## 9 INDUSTRY, INNOVATION AND INFRASTRUCTURE



**Build resilient  
infrastructure,  
promote inclusive  
and sustainable  
industrialization  
and foster  
innovation**

# sdg 9



# Good Practice

## Zemin İstanbul

The center, implemented under the Guided Project Support provided by the Istanbul Development Agency, aims to bring together project ideas, technology producers, users, and investors to develop new-generation products and services that the city and its residents need. It offers various activities such as education, events, and acceleration centers to create new values and solutions for the citizens.

Within Zemin İstanbul, the Entrepreneurship Program aims to identify successful entrepreneurs, provide them with resources and services, connect them with relevant units of the Istanbul Metropolitan Municipality, and facilitate the development of value-added products.

It supports entrepreneurs from different sectors who have solutions for Istanbul's needs by offering various forms of support, including education, mentoring, office space, customer introductions, and investor meetings, allowing them to test their products in İstanbul.

Zemin İstanbul also focuses on strengthening the software network, raising awareness in the technology field, and accel-

erating employment by organizing free training and events. The center aspires to become a unifying point in the ecosystem. In collaboration with stakeholders, it regularly conducts training and activities.

For nurturing technology-savvy generations and providing technology-based education for children, the center offers programs like Cartoon Workshops and Robotics Coding. This enables children to learn by experiencing technology and prepares them for the future. In the animation studio, children between the ages of 7-11 learn how to create cartoons using the Istanbul Metropolitan Municipality's Story Machine application on tablets.

As of the end of 2022, Zemin İstanbul has organized over 174 education programs and over 400 events, benefiting more than 16,000 participants.

Zemin İstanbul also houses an Experience unit that allows citizens to experience the results of successful projects. This pre-marketing testing helps identify and address any shortcomings in the product. In addition, İstanbul Metropolitan Municipality subsidiary companies, private sector enterprises, and technology-producing educational institutions can benefit from the experience center.

# Good Practice

## Istanbul Vision 2050 Strategy - Techno District Project



*"In the process of achieving a respectful transition to nature-friendly production and technological transformation, Fair Transition Centers will be established to help the workforce adapt to this change. The potential impact of the climate crisis on the economy and employment structure in Istanbul should be assessed in terms of social inequalities. The transformation of high-emission industries is expected to affect the employment of approximately 550,000 people working in these sectors in Istanbul. By monitoring this process from local to central levels with all stakeholders, we will ensure that the workforce adapts to technological and green transformation in the economy within the framework of social justice.*

*We will strengthen Istanbul's creativity and innovation ecosystem, as well as its R&D and innovation infrastructure. We will support the technological transformation of all companies, particularly SMEs. By providing a facilitating business environment for advanced technology and knowledge-based investments, we will transform Istanbul into a hub for knowledge, technology, and innovation.*

*Starting from Atatürk Airport and extending along the Ayamama Valley, we will plan the axis as a Digital Transformation and Production Zone by improving the Istanbul Metropolitan Municipality Data Laboratory and the envisaged World Data Center in Başakşehir.*

*In this context, the interaction between sectors that use low technology and the production climate we will create will be strengthened. Techno-Districts, where the workforce is close to living spaces and where pro-*

*duction meets innovation, will also emerge as areas of economic and cultural permeability among different segments of the population living in the city. Therefore, this project is also a challenge on the path to achieving social justice.*

*In addition to the presence of the airport, the presence of exhibition areas that serve international trade, the existence of advanced accommodation, office, and management center infrastructure in the city center, and the presence of industrial areas open to technological transformation are very important potential for this region.*

*In this regard, our Techno-District project will provide the local infrastructure for this transformation process. In this way, we will provide interfaces that bring together Istanbul's creativity and innovation ecosystem with all sectors, ensuring interaction. Techno-Districts will be established in line with specialization and clustering in the city. They will also extend to high schools, enabling our youth to meet technology and software at an early age, and turning into a space for young people to achieve a qualified development in social life.*

*Today, in Istanbul, only 1 out of every 3 adults has skills in information and communication technologies. With expanding opportunities, we will increase this rate to over 90% by 2050. By 2050, every young person living in Istanbul will have the ability to actively and effectively use the knowledge and communication technologies required by the age."*

*Ekrem İmamoğlu, Mayor of Istanbul, Istanbul Vision 2050 Manifesto*



## ensure sustainable consumption and production patterns

**12** RESPONSIBLE  
CONSUMPTION  
AND PRODUCTIO



### target 12.1

Implement the 10-Year Framework of Programmes on Sustainable Consumption and Production Patterns, all countries taking action, with developed countries taking the lead, taking into account the development and capabilities of developing countries

### target 12.2

By 2030, achieve the sustainable management and efficient use of natural resources

### target 12.3

By 2030, halve per capita global food waste at the retail and consumer levels and reduce food losses along production and supply chains, including post-harvest losses

### target 12.4

By 2020, achieve the environmentally sound management of chemicals and all wastes throughout their life cycle, in accordance with agreed international frameworks, and significantly reduce their release to air, water and soil in order to minimize their adverse impacts on human health and the environment

### target 12.5

By 2030, substantially reduce waste generation through prevention, reduction, recycling and reuse

### target 12.8

By 2030, ensure that people everywhere have the relevant information and awareness for sustainable development and lifestyles in harmony with nature

### target 12.c

Rationalize inefficient fossil-fuel subsidies that encourage wasteful consumption by removing market distortions, in accordance with national circumstances, including by restructuring taxation and phasing out those harmful subsidies, where they exist, to reflect their environmental impacts, taking fully into account the specific needs and conditions of developing countries and minimizing the possible adverse impacts on their development in a manner that protects the poor and the affected communities

## Selected Indicators

### target 12.1

Percentage of Treated Wastewater

Percentage of Wastewater Treated by Advanced Biological/  
Biological Methods

### target 12.5

Amount of Material Recycled/Recovered in Istanbul Metro-  
politan Municipality Recycling Facilities

### target 12.8

Number of People Reached for Environmental Awareness De-  
velopment

Number of Students Receiving Applied Agriculture Education  
and Information on Healthy Food Consumption

### target 12.c

Installed Capacity of Solar Energy Systems

**12** RESPONSIBLE  
CONSUMPTION  
AND PRODUCTIO



ensure  
sustainable  
consumption and  
production  
patterns

sdg 12

## e. Governance and Democracy Crises



02  
istanbul  
confronting  
crises

## Current Situation

### Governance and Civic Space in Istanbul

In Istanbul, there is a lack of sufficient data on strong institutions. This is partly due to the fact that many of the public institutions in the city are central institutions and do not publish research for public access. Additionally, research on transparency and trust in institutions often takes place at the national level rather than at the city level.

According to statistics from the Ministry of Justice, in 2021, the total number of crimes in cases opened in criminal courts in Istanbul was 630,030. This accounts for approximately 18% of the total number of crimes in Turkey that year (3,419,883), which is consistent with Istanbul's population as a proportion of the Turkish population.<sup>15</sup>

The European Commission's Quality of Life in European Cities 2020 report<sup>16</sup> is one of the most important sources that provide data on security and institutions at the city level. This research covers 83 cities in Europe, including Ankara, Antalya, Diyarbakir, and Istanbul from Turkey. According to the report, 49% of people in Istanbul do not feel safe walking alone at night. This is the highest rate among Turkish cities (other Turkish cities are at 26%, 19%, and 22%, respectively), and it is higher than the European average of 25%.

15. Turkish Ministry of Justice, 2021 Justice Statistics. <https://adlisicil.adalet.gov.tr/Home/Sayfa-Detay/adalet-istatistikleri-yayin-arsivi> (Date of Access: 02.02.2023)

16. European Commission, 2020, Report on the Quality of Life in European Cities, [https://ec.europa.eu/regional\\_policy/information-sources/maps/quality-of-life\\_en](https://ec.europa.eu/regional_policy/information-sources/maps/quality-of-life_en) (Date of Access: 02.02.2023)



According to the same research, trust in the police in Istanbul is at 60%, which is below the European average of 75%. It's also slightly lower than Ankara at 58%. Additionally, 18% of people in Istanbul reported being victims of attacks or robberies in the last year. This is the highest rate among Turkish cities and three times higher than the European city average of 6%.

Regarding questions about municipal services, 63% of respondents in Istanbul believe that municipal service procedures are clear and easy to understand, which is higher than the European city average of 54%. Also, 50% of respondents in Istanbul think that local governments find solutions to problems quickly and in a timely manner. This rate is higher than in Ankara and Antalya but on par with the European city average.

In Istanbul, there are approximately 2.3 million members in 26,774 registered civil society organizations. The active participation rate in civil society is 89% as of 2019. Fellow citizen associations (27%) and professional solidarity associations (26%) have significant representation among the types of civil society organizations in Istanbul. They are followed by sports-related associations (15%) and religious service associations (9%).

# IMM Key Policy Document

## Vision 2050, Democracy and Governance Approach

The Vision 2050 Strategy Document for Istanbul aims to create a local experience that sets an example for the world in addressing these challenges by extending its experience in international human rights, the right to the city, participatory and deliberative democracy, and urban policy planning from the local level to the international level, thereby enhancing cross-city experience sharing and dialogue.

The strong representation of Istanbul on a national level is important for Istanbul itself as well as for Turkey. In this context, Istanbul will not refrain from contributing by mobilizing all its resources to Turkey's economic and sociocultural accumulation. Achieving this effective contribution requires a reform to re-establish the balance between central and local administrations by increasing the powers and resources of local administrations representing Istanbul, just as it does for all local administrations. In this context, it is a responsibility to provide the reform that will reshape the balance between central and local administrations, along with active participation of local administrations. With this restructuring, it is necessary to make local administrative units representing Istanbul the most effective in terms of authority and resource utilization and to eliminate arbitrary interventions made by the central administration in Istanbul.

One of the dimensions related to the democracy problem at the urban level is the democratization of decision-making mechanisms. It is an important goal to feed the decision-making bodies of governance authorities, especially Istanbul Metropolitan Municipality, with wider channels of participation, and to make the main components of the city effective participants. Although significant steps have been taken in this regard, it is aimed to improve the current participation platforms and to open new participation tools and channels to ensure that participation is effective and meaningful.

In this context, the Vision 2050 Strategy Document attaches importance to supporting the efforts of all relevant sectors in creating an organized society with respect for the autonomy of the social field. These efforts will make a significant contribution to the achievement of a wider and more powerful world in which Istanbul's governance and decision-making mechanisms become stronger. The goal is for different societal groups, from individuals to communities, from formal to informal organizations, to effectively reflect their sometimes conflicting desires and expectations on governance processes, and for the voices of various societal groups to be heard and considered.

First and foremost, it is necessary for the voices of societal groups living in Istanbul to be effectively reflected on governance processes, from individuals to communities and from formal to informal organizations, considering the often conflicting desires and expectations (SDG Targets 16.7 and 17.17).

In this regard, IMM places importance on the involvement of disadvantaged groups, as well as other disadvantaged groups, such as women, young people, minorities, urban poor, and people with disabilities in decision-making processes.

The involvement of citizens in decision-making related to municipal services, especially in favor of disadvantaged groups, is of great importance to IMM.

The IMM Strategic Plan, which is the main reference point of this VLR, and the Vision 2050 Strategy Document, the main policy document for Istanbul's urban issues, were developed through extensive participation processes. The number of participants reached by the Istanbul Planning Agency (IPA) in the Vision 2050 and other workshop processes is over 20,000. In addition, cooperation with national public institutions, district municipalities, and civil society organizations is ongoing in thematic areas.

The Istanbul Metropolitan Municipality budget is also used to contribute to the municipality's transparency and accountability. Participatory budgeting processes conducted in cooperation between the Istanbul Citizens Assembly and the Istanbul Planning Agency resulted in 5,543 project applications for the budgets of 2022 and 2023. A total of 162,671 votes were cast, and 55 projects were selected. The total budget allocated to the selected projects was 513 million Turkish Liras.

# Good Practice Istanbul Planning Agency

In 2020, the Istanbul Metropolitan Municipality Mayor Ekrem İmamoğlu led the establishment of the Istanbul Planning Agency (İstanbul Planlama Ajansı or İPA), with the aim of scientifically coordinating the planning of a “fair, green, creative, and happy” Istanbul. The Istanbul Planning Agency is the mechanism for shared wisdom that produces knowledge and collaboratively plans the future of Istanbul. Its objective is to determine Istanbul’s role, vision, and direction within the global system, as well as to provide scientific, rational, and lasting solutions to Istanbul’s real problems. The Istanbul Planning Agency operates through its five specialized units in the field of urban studies.

The key functions and activities of the Istanbul Planning Agency include:

- Generating accurate and up-to-date data for Istanbul.
- Conducting research focused on Istanbul’s priority areas and publishing research reports.
- Developing policy recommendations based on research outcomes and sharing them with relevant institutions.
- Organizing programs and events that are open to the participation of all Istanbulites, with a focus on youth, in collaboration with various stakeholders (academia, civil society, and the people of Istanbul).
- Supporting researchers to contribute to the development of scientific literature on Istanbul.
- Designing projects and processes for the transformation of public spaces into high-quality, contemporary, and participatory environments.
- Coordinating the process of reaching Istanbul’s 2050 vision at the local and international levels.

The Istanbul Planning Agency aims to enhance public participation in decision-making processes and contribute to significant policy areas that align with the genuine concerns of the city’s residents. It achieves this through various initiatives, including its Youth Platform with over 5,000 members and other participatory platforms hosted by the agency.



One of the effective means of localizing and announcing institutional services is the IMM Solution Desks. With 10 Solution Centers, 35 Solution Points, 2 Shopping Mall Solution Points, 1 Promotion Office, 3 logistic support vehicles, and 38 mobile solution vehicles, the IMM Solution Desks served 2,676,835 people in 2022.





IMM works systematically to ensure the inclusivity and accessibility of its services (SDG Target 16.b). In this context, it takes various measures to make its service buildings accessible to people with disabilities and to provide multilingual service delivery to enable different segments of society to benefit from services equally. It also prioritizes the establishment of municipal functions such as neighborhood houses, municipal libraries, and youth centers in neighborhoods where low-income residents predominantly live. These measures are aimed at promoting equitable access to services for all members of the community, including those with specific needs.

To empower women who have experienced violence, Istanbul Metropolitan Municipality operates the Women's Support Line, Women's Solidarity Unit, and Women's Solidarity House, which provide legal counseling and shelter support (xs 16.1 and 16.3).

As part of its strategy in city diplomacy, Istanbul Metropolitan Municipality believes in the power of intercity solidarity in addressing crisis areas globally and actively participates in global efforts to support inclusive and sustainable urbanization (SDG Target 16.8). In the context of city diplomacy, IMM engages in various activities aimed at creating collaboration networks for knowledge and experience sharing, rationality, creativity, and best practices (SDG Targets 17.6 and 17.16). Istanbul has sister city agreements with 41 cities, cooperation protocols with 20 cities, and memoranda of understanding with 31 cities. IMM is also a member of 17 different international organizations in various fields such as migration, environment, urbanization, infrastructure, and transportation.

Istanbul Metropolitan Municipality maintains its financial stability to ensure effective municipal management (SDG Target 16.6). In addition to traditional financial methods, İBB evaluates alternative funding sources and works with internationally recognized credit rating agencies, including Moody's Investors Service, Fitch Ratings, and JCR Eurasia Rating. As a result of evaluations covering risk profile, income and expenditure management, spending and debt sustainability, liquidity, and more, İBB has been assigned a national long-term credit rating of AAA by Fitch Ratings and JCR Eurasia Rating. With its AAA credit rating, İBB has the highest capacity to meet its financial obligations. The credit rating of municipal institutions and organizations cannot be higher than the country's rating. Therefore, the credit rating of İBB is the same as the national credit rating.

In terms of municipal governance, IMM manages its current budget effectively, efficiently, transparently, and accountably. It collaborates with national and international investors and donor organizations to increase the amount of investments available for urban services (SDG Target 17.1).

IMM has developed a Corporate Governance Model for stakeholder relationship development, including its affiliated organizations, subsidiary companies, and the Istanbul Citizens Assembly. To achieve this, a set of indicators was established, and a governance scorecard was created. The governance index covers four main topics: i) Efficiency, ii) Participation, iii) Transparency, and iv) Equity. In this context, a "Participation Guide" has been prepared by İBB units to facilitate comprehensive and effective stakeholder engagement, taking into account the needs of the Istanbul Citizens Assembly.

# SDG 16

**Promote peaceful and inclusive societies for sustainable development, provide access to justice for all and build effective, accountable and inclusive institutions at all levels**

## **16** PEACE, JUSTICE AND STRONG INSTITUTIONS



### **target 16.1**

Significantly reduce all forms of violence and related death rates everywhere

### **target 16.7**

Ensure responsive, inclusive, participatory and representative decision making at all levels

### **target 16.3**

Promote the rule of law at the national and international levels and ensure equal access to justice for all

### **target 16.8**

Broaden and strengthen the participation of developing countries in the institutions of global governance

### **target 16.6**

Develop effective, accountable and transparent institutions at all levels

### **target 16.b**

Promote and enforce non-discriminatory laws and policies for sustainable development

## Selected Indicators

### target 16.6

Revenue Budget Compliance Rate

Expense Budget Compliance Rate

Number of Public Institutions and Organizations Newly Integrated into the Corporate Urban Information System Application

Usage Rate of Units Included in the Project Management System

### target 16.7

Percentage of Urban Planning Studies Operated with Participation Mechanisms


Budget Allocated to Activities Resulting from Participatory Budgeting

Number of Public Meetings and Events Organized within the Scope of Planning Studies

### target 16.8

Number of International Organizations and Networks to Which IMM is a Member

**16** PEACE, JUSTICE  
AND STRONG  
INSTITUTIONS



**Promote peaceful and inclusive societies for sustainable development, provide access to justice for all and build effective, accountable and inclusive institutions at all levels**

**sdg 16**

# Good Practice

## Participatory Budgeting Practice - "Bütçem İstanbul" (My Budget - My Istanbul)

Participatory budgeting is one of the essential tools used by local governments to allocate their budgets according to the changing priorities set by city residents and civil society organizations.

Istanbul Metropolitan Municipality's participatory budget model called "Bütçem İstanbul" (My Budget - My Istanbul) was implemented starting in 2021. "Bütçem İstanbul" (My Budget - My Istanbul) introduced a significant tool for discussing IMM's urban policies. In the first two years of "Bütçem İstanbul," the projects selected to be included in the investment budget are coordinated by the IMM Strategy Development Department, Istanbul Citizens Assembly, and Istanbul Planning Agency.

In the first year of implementation, a total of 4,873 project ideas submitted by citizens were subjected to initial evaluation based on the metropolitan municipality's authority and responsibility, legal feasibility, technical limitations, and criteria. Among the projects that passed this initial evaluation, 191 projects were put up for a public vote. After 147,837 votes were cast, it was decided to implement 27 projects as part of IMM's 2022 budget.

For the 2023 budget, 670 project applications were received. Among them, 77 projects that were technically and legally feasible were presented for the vote of Istanbul residents. Through the "Bütçem İstanbul" application, 14,834 Istanbul residents participated in the voting, and they chose 28 projects for implementation.

The selected projects, along with a portion of the annual investment budget, are implemented through participatory methods. Each application is matched with a Sustainable Development Goal to assess its contribution accordingly. The budget allocated for the Participatory Budget for the year 2022 was 189,270,000 Turkish Liras, and for the year 2023, it is 157,170,000 Turkish Liras.



Figure 12 Project Search Panel



Figure 13 Participatory Budget Project Card Sample

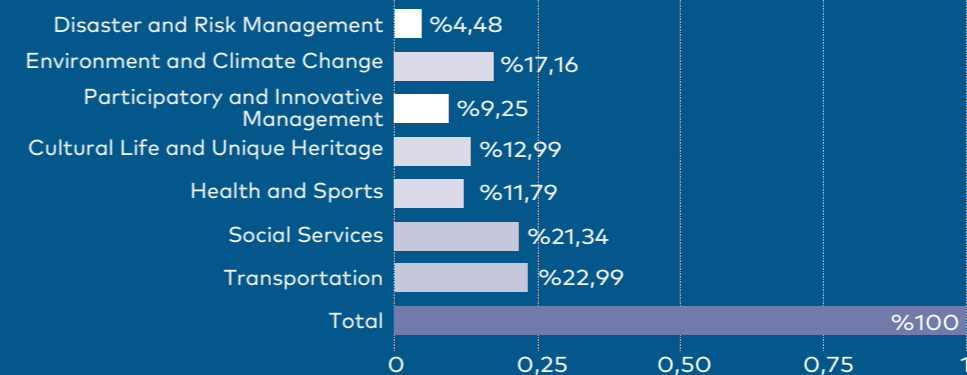


Figure 14 Distribution of Themes of 2022 Participatory Budget Projects

# Strengthen the means of implementation and revitalize the global partnership for sustainable development

**17** PARTNERSHIPS  
FOR THE GOALS



# sdg 17

## finance

### target 17.3

Mobilize additional financial resources for developing countries from multiple sources

## technology

### target 17.6

Enhance North-South, South-South and triangular regional and international cooperation on and access to science, technology and innovation and enhance knowledge sharing on mutually agreed terms, including through improved coordination among existing mechanisms, in particular at the United Nations level, and through a global technology facilitation mechanism

## Systemic issues

### Policy and institutional coherence

### target 17.14

Enhance policy coherence for sustainable development

## Multi-stakeholder partnerships

### target 17.16

Enhance the Global Partnership for Sustainable Development, complemented by multi-stakeholder partnerships that mobilize and share knowledge, expertise, technology and financial resources, to support the achievement of the Sustainable Development Goals in all countries, in particular developing countries

### target 17.17

Encourage and promote effective public, public-private and civil society partnerships, building on the experience and resourcing strategies of partnerships

## Data, monitoring and accountability

### target 17.18

By 2020, enhance capacity-building support to developing countries, including for least developed countries and small island developing States, to increase significantly the availability of high-quality, timely and reliable data disaggregated by income, gender, age, race, ethnicity, migratory status, disability, geographic location and other characteristics relevant in national contexts

## Selected Indicators

### target 17.3

Number of Project Applications Submitted for National and International Grants and Funds

### target 17.14

Establishment of the VLR Monitoring Mechanism

### target 17.16

Number of Annual VLR Monitoring Reports

Number of Contacts and Collaborations with National and International Institutions, Organizations, and NGOs for Grants and Funds

### target 17.18

Number of People Reached in Institutional-NGO Visits

Number of People Benefiting from Digital Data Access

Number of Data Sets Published on the IMM Open Data Portal

**17** PARTNERSHIPS  
FOR THE GOALS



**Strengthen  
the means  
of implementation  
and revitalize the  
global partnership  
for sustainable  
development**

**sdg 17**

## IMM Open Data Portal

The Istanbul Metropolitan Municipality aims to increase transparency and citizen participation with the Open Data Portal, which provides data produced by Istanbul Metropolitan Municipality units and affiliated organizations. The portal shares datasets collected as a result of the work carried out by Istanbul Metropolitan Municipality, its affiliated organizations, and subsidiary companies for use by academics, researchers, entrepreneurs, and citizens (Goal 17.18). Initially, the portal contains open datasets collected by Istanbul Metropolitan Municipality in the fields of Transportation, Environment, Climate, and Energy, and it is aimed to be enriched over time in line with Istanbul Metropolitan Municipality's transparent governance approach.

With the launch of the Open Data Portal, data has become accessible to everyone. It enables various stakeholders to analyze the same data and use it for new studies and decision-making. Moreover, in the economic domain, it contributes to the development of innovative services and the creation of new business models.

You can access the portal at <https://data.ibb.gov.tr>

In this context, the B40 Open Data Portal, implemented by member cities of the B40 Network of Balkan Cities with a transparent urbanization approach, also provides regional benefits. You can access this portal at

<https://opendata.b40cities.org>

Good  
Practice

## The B40 - Balkan Cities Network

In response to Istanbul Metropolitan Municipality's call to establish a collaborative and solidarity platform among Balkan cities in 2021, the mayors of 23 Balkan cities came together in Istanbul in November, forming the B40 Balkan Cities Network.

B40 aims to provide scientific and innovative solutions to common regional issues faced by cities in the Balkans, including the climate crisis, migration, urban poverty, income inequality, local democracy, and digital transformation. B40 operates with four working groups: "Local Climate Action," "Local Democracy and Migration," "Smart Cities and Digital Transformation," and "Local Economic Cooperation." The network's motto is "Better Collaboration, Better Future."

Between August 23-28, 2022, the B40 Youth Summit was held, bringing together young representatives from member cities. It resulted in the implementation of numerous actions. The second mayors' summit of the network was held in January 2023 in Athens, further strengthening solidarity and unity among the member cities.

As of 2023, the B40 Network of Balkan Cities has transformed into a robust urban platform with 51 member cities from 11 countries. Istanbul Metropolitan Municipality has taken on the role of the Permanent Secretariat, and the presidency has been transferred from Istanbul to Athens in 2023.

You can learn more about the B40 Network of Balkan Cities at <https://b40network.org>



# 03

## Monitoring and Evaluation of IMM VLR





## a. IMM VLR Corporate Monitoring Process

Istanbul Metropolitan Municipality enhances its strategic management tools with a comprehensive corporate monitoring system. In this context, an integrated corporate monitoring system has been developed. The 2020-2024 Strategic Plan, along with its associated goals and objectives, activities aimed at achieving these goals, and the indicators for tracking progress, can be monitored throughout the year using this system. The system covers the monitoring of achievements related to Istanbul Metropolitan Municipality Department Directorates and affiliated directorates, the Annual Performance Program, the Annual Investment and Service Program, the Internal Control Action Plan, Risk and Action Plans, and Local Equality Action Plans that are prepared based on the Istanbul Metropolitan Municipality Strategic Plan. As part of the monitoring activities, Unit and Administration Activity Reports, Monthly Managerial Information Notes, Progress Reports, and Comparative Studies are published.

# Monitoring and Evaluation of IMM VLR

# 03

Strategic Management processes consist of three stages: planning, monitoring and control, reporting, and improvement.

**Planning:** It includes the 5-Year Strategic Plan, Annual Budget, Performance Program, Investment Program, Internal Control Action Plan, thematic action plans, and strategy documents.

**Monitoring and Control:** This stage involves the periodic monitoring of achievements and satisfaction measurement processes.

**Reporting and Improvement:** It encompasses the Annual Activity Report, benchmarking practices, analyses, and process improvement activities.

Monitoring holds a privileged position within this systematic program. Progress towards performance indicators, activities, risks, actions, and internal control measures related to the goals and objectives in the strategic plan, as well as mayoral commitments and benchmarking studies, are monitored and reported on a quarterly and annual basis.

To ensure the smooth progress of these reports, the relevant performance indicators are defined for the relevant Istanbul Metropolitan Municipality units. The units record the physical and financial achievements of their activities, as well as the progress of the indicators every three months. The Strategy Development Directorate consolidates these records to create quarterly corporate reports.

**The monitoring of indicators that measure SDG compliance, which are included in the Voluntary Local Review, will be integrated into the Istanbul Metropolitan Municipality Corporate Monitoring Model.** The monitored indicators in the report are categorized into three groups:

**IMM Indicators:** These are the indicators that have been derived from the Istanbul Metropolitan Municipality's existing monitoring system by aligning them with SDG goals and indicators after the current state analysis.

**New Indicators:** These are newly added indicators that were not part of the IMM Strategic Plan but have been introduced to make the relationship between activities and SDG goals measurable.

**Istanbul Monitoring Indicators:** These are indicators that facilitate the observation of developments outside the institutional scope of IMM, allowing the indirect monitoring of the impact of institutional activities. Istanbul monitoring indicators do not have specific goals for this reason.

IMM Indicators and New Indicators will be tracked and reported annually within the scope of VLR, following all indicators, actions, risks, and goals within the existing monitoring model kept by IMM units. In this process, the Strategy Development Department will take on the operational role of consolidating the data. The entire monitoring process will be conducted in coordination with IMM units, subsidiaries, and affiliated institutions, much like the preparation process of VLR.

In cases such as updating or renewing the Strategic Plan, the new indicators included in VLR will be incorporated into the created plan.

## b. IMM VLR SKA Monitoring and Improvement Mechanism and Sustainability of the Process:

The Istanbul Metropolitan Municipality's VLR aims to demonstrate the contribution of IMM's activities within its scope of duties to the Sustainable Development Goals and to continuously increase this contribution. The VLR is not just a plan presenting goals and strategies but also sets a goal to enhance IMM's contribution to SDGs by effectively monitoring and evaluating its existing plans, policies, and practices.

To achieve this goal, the monitoring mechanism is composed of two components. The first component is designed to monitor developments in the indicators included in this initial VLR and to make improvements at the indicator level. The second component aims to guide IBB's policies and strategies towards reaching the SDGs and increasing the contribution by including participatory processes and newly developed indicators in the medium and long term. In this respect, besides being a reporting tool, VLR's transformative aspect that contributes to policy and action development will be supported.

Two institutional structures have been identified to carry out the VLR monitoring and evaluation processes: the SDG Monitoring Board, consisting of representatives from IMM departments, and the SDG Working Group to be established within the Istanbul Citizens Assembly, which will ensure civil society's participation in the process. These two entities work in communication and cooperation to enhance IMM's contribution to reaching SDGs.

# Monitoring and Evaluation of IMM VLR

# 03

## SDG Monitoring Board

- Comprised of representatives from the Istanbul Metropolitan Municipality's Strategy Development Directorate, related Directorates, and the Istanbul City Council SKA Working Group.
- Meets once a year, in November, after the completion of third-quarter indicators.
- Monitors progress in the existing VLR indicators and conveys developments at the Directorate level.
- Takes action to include the New Urban Agenda and other global regulations and mechanisms related to local and global urban planning in the process.
- Supports efforts to ensure the involvement of local actors and the dominance of a local perspective in the preparation process for new global development goals to be established after 2030.
- May propose changes in the indicators monitored under VLR or submit new indicators for evaluation.
- Records best practice examples.
- The Strategy Development Directorate of the Istanbul Metropolitan Municipality serves as the secretariat and prepares the annual SKA Monitoring Report, which includes updated indicators and best practice examples, if any, resulting from the SKA monitoring meetings. Public versions of these reports are submitted as additions to the IMM VLR.

## Annual VLR - SDG Monitoring Process

- The SDG working group of Istanbul Citizens Assembly will be formed with participation of related NGOs, Universities and other stakeholders.
- The working group presents proposals to the SDG monitoring board by reviewing VLR indicators in order to improve indicator ratings and increase alignment with SDGs. These proposals are being negotiated at SDG monitoring board meetings.

The annual VLR - SDG monitoring process begins with the Istanbul Metropolitan Municipality's Strategic Development Department updating the values in the indicator table from the previous VLR and documenting progress. Two months after sharing the table within the institution, the IBB SDG Monitoring Board, consisting of representatives from department directorates and Istanbul Citizens Assembly SDG Working Group, convenes to discuss and decide on performance improvements within the current indicators to enhance IMM's contribution to SDGs.

The board can also propose new indicators or request modifications to existing indicators for tracking in the next VLR cycle based on developments over the year. The indicators decided upon are used for the SDG Monitoring Report for the following year.

Additionally, the SDG Monitoring Board actively takes on the task of aligning IMM's policy goals and priorities with the SDGs. The Strategic Plan, Vision 2050 Strategy Document, and Thematic Plans (such as the Climate Change Action Plan, Local Equality Action Plan, etc.) are fundamental policy documents that ensure that IMM's activities are aligned with the SDGs. IMM has adopted the principle of ensuring the compatibility of these strategies and plans with the SDGs.

To achieve this, during the planning and revision processes, coordination by the Strategic Development Department, with the participation of the SDG Monitoring Board and relevant municipal departments, is conducted for SDG alignment efforts.

During the participation efforts for the preparation of strategy and action plans, stakeholder ideas, objectives, and indicator suggestions to increase contributions to the SDGs are gathered. These are transparently evaluated and decided upon by the relevant team and communicated to the IMM Strategic Development Department to be added to the SDG monitoring report. The Istanbul Citizens Assembly SDG Working Group takes an active role in this process.

The monitoring mechanism established for each thematic plan is also responsible for monitoring the contribution to the SDGs. In this context, the IMM Strategic Development Department provides consultancy to the team responsible for preparing the plan.

The IMM VLR is prepared every two years and documents the results of the processes described above, creating corporate awareness regarding the SDGs and providing recommendations to reach the goals.

An aerial photograph of the Bosphorus Bridge in Istanbul, Turkey. The bridge spans the Bosphorus Strait, connecting the European and Asian sides of the city. A large cargo ship is crossing the bridge. The water is a deep blue, and the sky is bright blue with scattered white clouds. The city's buildings and greenery are visible on both sides of the water.

04

conclusion

The IMM VLR study has demonstrated that the Istanbul Metropolitan Municipality, through its existing activities, contributes significantly to achieving the Sustainable Development Goals. In fact, local governments that embrace a social and inclusive municipal governance approach, both in Turkey and worldwide, make significant contributions to empowering disadvantaged social groups and achieving a more equitable redistribution of social welfare, thus contributing to the Goals related to society and urbanization.

As an initial endeavor, the VLR has two significant features. Firstly, it has raised awareness among all municipal departments regarding sustainable development. Decision-makers and technical staff have increased their awareness of the significance and value of the services they provide at the global scale. Regular education and awareness campaigns regarding the SDGs are planned to reinforce this situation and make it a regular practice.

Secondly, in addition to this report, a set of indicators has been presented, creating a monitoring methodology and defining reference values for these indicators. As the process continues, it becomes possible to measure and improve the IMM's contribution to the SDGs on an annual or even quarterly basis.

The United Nations 2030 Agenda document has assigned the primary responsibility for achieving the global SDGs to national governments. The objectives' sub-goals and indicators are prepared accordingly. This situation leads to the local-level initiatives and contributions not being seen or measured, consequently missing out on opportunities for improvement. Such neglect of work conducted in major cities with greater population, economy, and carbon footprint than many countries has significant global implications. The first VLR focusing on the areas of the IMM shows that local government activities are directly related to sustainable development and, thus, highlights the need for a local-level indicator set that can be worked on and monitored.

VLR preparation processes create an opportunity to increase awareness of the SDGs among both local governments and local stakeholders, ultimately leading to greater contributions from the local level to achieve global sustainable development. Therefore, the definition of a mutually agreed-upon local indicator set should be initiated without delay. The IMM VLR is not just an accountability report but also encompasses the IMM's call to this effect.

**The time has come to start organizing locally for the Global Goals!**



05

indicators





# 01 No Poverty

SUSTAINABLE DEVELOPMENT GOALS		ISTANBUL METROPOLITAN MUNICIPALITY						
Code	SDG Targets	IMM Indicators	Indicator Type	Monitoring Department	Current Data	Type of Data	Year of Data	2023 Target Data
1.1	By 2030, eradicate extreme poverty for all people everywhere, currently measured as people living on less than \$1.25 a day	Number of Individuals Benefiting from Social Support Payments for Public Transportation	IMM Indicator	Department of Transportation	4,598,963	Individuals	2022	4,500,000
		Number of Individuals Receiving In-Kind Aid	IMM Indicator	Department of Social Services	318,002	Individuals	2022	422,000
		Number of Individuals Receiving Financial Aid	IMM Indicator	Department of Social Services	494,296	Individuals	2022	740,000
1.2	By 2030, reduce at least by half the proportion of men, women and children of all ages living in poverty in all its dimensions according to national definitions	Income Inequality in Istanbul (Gini coefficient)	Istanbul Monitoring Indicator	IPA	0.45	%	2020	
		Poverty Rate (Population with 50% of Median Income and Below) - Proportion of Population Below the Poverty Line	Istanbul Monitoring Indicator	IPA	12.32	%	2021	

SUSTAINABLE DEVELOPMENT GOALS		ISTANBUL METROPOLITAN MUNICIPALITY						
Code	SDG Targets	IMM Indicators	Indicator Type	Monitoring Department	Current Data	Type of Data	Year of Data	2023 Target Data
1.3	Implement nationally appropriate social protection systems and measures for all, including floors, and by 2030 achieve substantial coverage of the poor and the vulnerable	Number of Individuals Benefiting from Social Support Payments for Public Transportation	IMM Indicator	Department of Transportation	4,598,963	Individuals	2022	4,500,000
		Number of Individuals Benefiting from Child Protection and Coordination Unit Services	IMM Monitoring Indicator	Department of Social Services	4,985	Individuals	2022	3,500
		Number of Solidarity Campaigns Created or Cooperated with	IMM Indicator	Department of Social Services	7	Quantity	2022	6
		Number of Disabled Individuals for whom Permanent Solutions are Provided	IMM Indicator	Department of Healthcare	343	Individuals	2022	



# No Poverty

## SUSTAINABLE DEVELOPMENT GOALS

### ISTANBUL METROPOLITAN MUNICIPALITY

Code	SDG Targets	IMM Indicators	Indicator Type	Monitoring Department	Current Data	Type of Data	Year of Data	2023 Target Data
1.4	By 2030, ensure that all men and women, in particular the poor and the vulnerable, have equal rights to economic resources, as well as access to basic services, ownership and control over land and other forms of property, inheritance, natural resources, appropriate new technology and financial services, including microfinance	Ratio of Individuals Accessing Public Transportation within 1 Km	New Indicator	Department of Transportation	100	%	2022	100
		Number of Individuals Benefiting from Social Support Payments for Public Transportation	IMM Indicator	Department of Transportation	4,598,963	Individuals	2022	4,500,000
		Capacity of "Our Home Istanbul" Children Activity Centers	New Indicator	Department of Social Services	3,815	Individuals	2022	6,586
		Number of Utilization of Outpatient Diagnosis and Treatment Services	IMM Indicator	Department of Healthcare	232,831	Quantity	2022	550,328
		Number of IGDAS Subscribers	IMM Monitoring Indicator	Istanbul Gas and Natural Gas Distribution (IGDAS)	7,029,210	Individuals	2023	
		Number of ISKI Subscribers	IMM Monitoring Indicator	Istanbul Water and Sewerage Administration	6,818,930	Individuals	2022	
		Number of Individuals Employed through	New Indicator	Department of Human Resources and Training	52,172	Individuals	2022	105,000*
		Ratio of Utility Bills Paid by "Pay it Forward" Solidarity Campaign	New Indicator	Department of Information Technologies	27	%	2022	25

\*Cumulative value.

## SUSTAINABLE DEVELOPMENT GOALS

### ISTANBUL METROPOLITAN MUNICIPALITY

Code	SDG Targets	IMM Indicators	Indicator Type	Monitoring Department	Current Data	Type of Data	Year of Data	2023 Target Data
1.5	By 2030, build the resilience of the poor and those in vulnerable situations and reduce their exposure and vulnerability to climate-related extreme events and other economic, social and environmental shocks and disasters	Number of Individuals Trained within the Scope of Disaster Volunteers Project	IMM Indicator	Department of Fire Brigade	3,000	Individuals	2022	5,000
		Number of Fire Department Personnel per 100,000 Individuals	IMM Indicator	Department of Fire Brigade	30	Individuals	2022	30
		Number of Severely Injured Individuals in Natural Disasters in Istanbul	Istanbul Monitoring Indicator	IPA		Individuals		
		Number of Individuals Who Lost Their Lives in Natural Disasters in Istanbul	New Indicator	IPA		Individuals		
1.a	Ensure significant mobilization of resources from a variety of sources, including through enhanced development cooperation, in order to provide adequate and predictable means for developing countries, in particular least developed countries, to implement programmes and policies to end poverty in all its dimensions	Ratio of Combined Budgets of Social Services and Health Departments to IMM Total Budget	New Indicator	Department of Financial Services	4	%	2022	3.97



# Zero Hunger

## SUSTAINABLE DEVELOPMENT GOALS

### ISTANBUL METROPOLITAN MUNICIPALITY

Code	SDG Targets	IMM Indicators	Indicator Type	Monitoring Department	Current Data	Type of Data	Year of Data	2023 Target Data
2.1	By 2030, end hunger and ensure access by all people, in particular the poor and people in vulnerable situations, including infants, to safe, nutritious and sufficient food all year round	Ratio of Population Without Access Healthy Sufficient Food	Istanbul Monitoring Indicator	IPA	37.3	%	2020	
		Number of Households Provided with Biscuit Support	IMM Monitoring Indicator	Department of Social Services	26,201	Quantity	2022	
2.2	By 2030, end all forms of malnutrition, including achieving, by 2025, the internationally agreed targets on stunting and wasting in children under 5 years of age, and address the nutritional needs of adolescent girls, pregnant and lactating women and older persons	Number of Adults Screened for Height-Weight Ratio within the Scope of Fighting Obesity	New Indicator	Department of Social Services	3,200	Individuals	2022	3,500
		Number of Trainings Provided on Healthy Nutrition and Physical Activity	New Indicator	Department of Social Services	277	Quantity	2022	300
		Number of Children Provided with Milk Support	New Indicator	Department of Social Services	139,556	Individuals	2022	142,000
2.3	By 2030, double the agricultural productivity and incomes of small-scale food producers, in particular women, indigenous peoples, family farmers, pastoralists and fishers, including through secure and equal access to land, other productive resources and inputs, knowledge, financial services, markets and opportunities for value addition and non-farm employment	Amount of In-Kind Aid to Support Livestock	IMM Indicator	Department of Agricultural Services	14,224,000	TL	2022	12,075,000
		Number of "City Garden"	New Indicator	Department of Agricultural Services	3	Quantity	2022	3

## SUSTAINABLE DEVELOPMENT GOALS

### ISTANBUL METROPOLITAN MUNICIPALITY

Code	SDG Targets	IMM Indicators	Indicator Type	Monitoring Department	Current Data	Type of Data	Year of Data	2023 Target Data
2.3	By 2030, double the agricultural productivity and incomes of small-scale food producers, in particular women, indigenous peoples, family farmers, pastoralists and fishers, including through secure and equal access to land, other productive resources and inputs, knowledge, financial services, markets and opportunities for value addition and non-farm employment	Number of Individuals Benefitting from the "City Garden" Project	New Indicator	Department of Agricultural Services	182	Individuals	2022	3
		Number of Producers Provided with Agricultural Support	IMM Indicator	Department of Agricultural Services	2,549	Individuals	2022	2,500
		Cultivated Area Ratio in Total Agricultural Area	Istanbul Monitoring Indicator	IPA	66	%	2018	
2.4	By 2030, ensure sustainable food production systems and implement resilient agricultural practices that increase productivity and production, that help maintain ecosystems, that strengthen capacity for adaptation to climate change, extreme weather, drought, flooding and other disasters and that progressively improve land and soil quality	Number of Land Controls	IMM Indicator	Department of Agricultural Services	120	Quantity	2022	120
		Number of Pond Controls	IMM Indicator	Department of Agricultural Services	70	Quantity	2022	70
		Number of Livestock Related Events (Fairs, Congresses, Seminars, Workshops, etc.) Participated and Supported	IMM Indicator	Department of Agricultural Services	20	Quantity	2022	
		Number of Individuals Provided with Technical Information on Livestock	IMM Indicator	Department of Agricultural Services	1,150	Individuals	2022	1,150
		Number of Ponds with Closed Circuit Irrigation System Established to Increase the Capacity of Irrigable Agricultural Lands	IMM Indicator	Department of Agricultural Services	9	Quantity	2022	
		Number of Irrigation Water Analyses	IMM Indicator	Department of Agricultural Services	40	Quantity	2022	40
		Number of Soil Analyses	IMM Indicator	Department of Agricultural Services	120	Quantity	2022	120



# Zero Hunger

## SUSTAINABLE DEVELOPMENT GOALS

### ISTANBUL METROPOLITAN MUNICIPALITY

Code	SDG Targets	IMM Indicators	Indicator Type	Monitoring Department	Current Data	Type of Data	Year of Data	2023 Target Data									
2.5	By 2020, maintain the genetic diversity of seeds, cultivated plants and farmed and domesticated animals and their related wild species, including through soundly managed and diversified seed and plant banks at the national, regional and international levels, and promote access to and fair and equitable sharing of benefits arising from the utilization of genetic resources and associated traditional knowledge, as internationally agreed	Number of Plant Varieties for Trail Planting	IMM Indicator	Department of Agricultural Services	16	Quantity	2022	16									
									2.a	Increase investment, including through enhanced international cooperation, in rural infrastructure, agricultural research and extension services, technology development and plant and livestock gene banks in order to enhance agricultural productive capacity in developing countries, in particular least developed countries	Number of Farmers Provided with Training	IMM Indicator	Department of Agricultural Services	703	Individuals	2022	550
		Number of Students Given Applied Agriculture Training	IMM Indicator	Department of Agricultural Services	14,974	Individuals	2022										



# Good Health and Well-Being

## SUSTAINABLE DEVELOPMENT GOALS

### ISTANBUL METROPOLITAN MUNICIPALITY

Code	SDG Targets	IMM Indicators	Indicator Type	Monitoring Department	Current Data	Type of Data	Year of Data	2023 Target Data
3.1	By 2030, reduce the global maternal mortality ratio to less than 70 per 100,000 live births	Number of Individuals Benefiting from Prenatal and Postnatal Awareness Services Under Istanbul95 Program	New Indicator	Department of Social Services	2,596	Quantity	2022	4,056
Number of Children Receiving Neonatal Period Services within the Scope of Outpatient Diagnostic and Treatment Services	New Indicator	Department of Healthcare	107	Individuals	2022	250		



# 03 Good Health and Well-Being

## SUSTAINABLE DEVELOPMENT GOALS

### ISTANBUL METROPOLITAN MUNICIPALITY

Code	SDG Targets	IMM Indicators	Indicator Type	Monitoring Department	Current Data	Type of Data	Year of Data	2023 Target Data
<b>3.3</b>	By 2030, end the epidemics of AIDS, tuberculosis, malaria and neglected tropical diseases and combat hepatitis, water-borne diseases and other communicable diseases	Number of HIV+Individuals Benefiting From Outpatient Diagnosis and Treatment Services	New Indicator	Department of Healthcare	1	Individuals	2022	2
		Area Controlled for Adult Mosquitoes within the Scope of Vector Control Services	New Indicator	Department of Healthcare	1,173,332	ha	2022	1,580,000
		Number of Sources Sprayed Insecticides	New Indicator	Department of Healthcare	403,544	Quantity	2022	420,000
		Number of Sources Controlled within the Scope of Vector Control Services	New Indicator	Department of Healthcare	3,385,431	Quantity	2022	3,475,000
<b>3.4</b>	By 2030, reduce by one third premature mortality from non-communicable diseases through prevention and treatment and promote mental health and well-being	Number of National and International Yearly Sports Organizations Arranged/Logistically Supported	IMM Indicator	Department of Support Services	40	Quantity	2022	37
		Number of Individuals Reached within the Scope of Trainings for Children and Young People	IMM Indicator	Department of Support Services	59,709	Individuals	2022	80,000
		Number of Athletes Reached within the Scope of National and International Sports Organizations Arranged / Supported	IMM Indicator	Department of Support Services	97,599	Individuals	2022	85,000

## SUSTAINABLE DEVELOPMENT GOALS

### ISTANBUL METROPOLITAN MUNICIPALITY

Code	SDG Targets	IMM Indicators	Indicator Type	Monitoring Department	Current Data	Type of Data	Year of Data	2023 Target Data
<b>3.4</b>	By 2030, reduce by one third premature mortality from non-communicable diseases through prevention and treatment and promote mental health and well-being	Number of Individuals Reached within the Scope of Online Training Services (Number of Live Broadcast Viewers)	IMM Indicator	Department of Support Services	6,045,933	Individuals	2022	8,000,000
		Number of Amateur Sports Clubs, Schools, School Sports Halls, Institutions and NGOs Benefiting from Sports Equipment Support	IMM Indicator	Department of Support Services	1,720	Quantity	2022	1,300
		Number of Sports Services Provided	IMM Indicator	Department of Support Services	17,196,706	Quantity	2022	14,100,000
		Number of Individuals Participating in Summer/Winter Sports Schools, Camps and Children's Activities	IMM Indicator	Department of Support Services	187,429	Individuals	2022	318,000
		Obesity and Overweight Rate	Istanbul Monitoring Indicator	IPA	30,1	%	2019	
		Number of Healthy Life Center Services	IMM Indicator	Department of Healthcare	4,246	Quantity	2022	
		Number of Utilization of Community Mental Health Services	IMM Indicator	Department of Healthcare	101,284	Quantity	2022	
		Number of Clinical Psychologists Working in Community and Mental Health Services	New Indicator	Department of Healthcare	96	Individuals	2022	155
		Number of Trainings Services Provided on Healthy Nutrition and Physical Activity	IMM Indicator	Department of Social Services	277	Quantity	2022	300
		Number of Individual Counseling Sessions Provided	IMM Indicator	Department of Social Services	21,538	Quantity	2022	23,000



# Good Health and Well-Being

## SUSTAINABLE DEVELOPMENT GOALS

### ISTANBUL METROPOLITAN MUNICIPALITY

Code	SDG Targets	IMM Indicators	Indicator Type	Monitoring Department	Current Data	Type of Data	Year of Data	2023 Target Data
3.5	Strengthen the prevention and treatment of substance abuse, including narcotic drug abuse and harmful use of alcohol	Number of Individuals Receiving Services from Addiction Prevention and Rehabilitation Centers	IMM Indicator	Department of Healthcare	3,106	Individuals	2022	3,800
		Awareness Training within the Scope of Protective and Preventive Activities (Individuals)	New Indicator	Department of Healthcare	1,271	Individuals	2021	2,400
3.6	By 2020, halve the number of global deaths and injuries from road traffic accidents	Number of Pedestrian Crossings Planned	IMM Indicator	Department of Survey and Projects	19	Quantity	2022	23
		Number of Individuals Injured in Traffic Accidents	Istanbul Monitoring Indicator	IPA	27,625	Individuals	2021	
		Number of Individuals Died Due to Traffic Accidents	Istanbul Monitoring Indicator	IPA	351	Individuals	2021	
		Number of Child-Friendly Streets	IMM Indicator	Department of Transportation	8	Quantity	2022	4
		Number of Dynamically Managed Signalized Intersections (Cumulative)	IMM Indicator	Department of Transportation	707	Quantity	2022	750
		Number of Streets / Avenues where Speed has been Limited (20-30 km/h)	IMM Indicator	Department of Transportation	12	Quantity	2022	12

## SUSTAINABLE DEVELOPMENT GOALS

### ISTANBUL METROPOLITAN MUNICIPALITY

Code	SDG Targets	IMM Indicators	Indicator Type	Monitoring Department	Current Data	Type of Data	Year of Data	2023 Target Data
3.6	By 2020, halve the number of global deaths and injuries from road traffic accidents	Number of Improved Traffic Black Spots	IMM Indicator	Department of Transportation	60	Quantity	2022	60
		Number of Signalized Intersections	IMM Indicator	Department of Transportation	2,491	Quantity	2022	2,566
		Number of Students Trained within the Scope of Traffic Education	IMM Indicator	Department of Transportation	56,985	Individuals	2022	90,000
		Number of Schools Reached for Traffic Education	IMM Indicator	Department of Transportation	1,290	Quantity	2022	1,800
		Total Number of Vertical Traffic Markings Made in a Year	IMM Indicator	Department of Transportation	101,075	Quantity	2022	100,250
		Traffic observation camera system put into service during the year	IMM Indicator	Department of Transportation	28	Quantity	2022	16
		Number of Streets Decided for Pedestrianization During the Year	IMM Indicator	Department of Transportation	30	Quantity	2022	30
		Operation Rate of Intelligent Transportation Systems	IMM Indicator	Department of Transportation	100	%	2022	100
		Pedestrian Area Maintained and Repaired	IMM Indicator	Department of Road Maintenance and Infrastructure Coordination	471,621	m2	2022	420,000
		Pedestrian Area Created During the Year	IMM Indicator	Department of Road Maintenance and Infrastructure Coordination	83,365	m2	2022	100,000



# Good Health and Well-Being

## SUSTAINABLE DEVELOPMENT GOALS

### ISTANBUL METROPOLITAN MUNICIPALITY

Code	SDG Targets	IMM Indicators	Indicator Type	Monitoring Department	Current Data	Type of Data	Year of Data	2023 Target Data
<b>3.7</b>	By 2030, ensure universal access to sexual and reproductive health-care services, including for family planning, information and education, and the integration of reproductive health into national strategies and programmes	Number of Women Receiving Services for Women's Health within the Scope of Outpatient Diagnosis and Treatment Services	New Indicator	Department of Healthcare	3,839	Individuals	2022	19,195
		Number of Trainings Given on Sexual and Reproductive Health	IMM Monitoring Indicator	Department of Social Services	965	Quantity	2022	1,300
		Number of Services Provided to Women within the Scope of "Neighborhood Houses"	IMM Monitoring Indicator	Department of Social Services	12,809	Quantity	2022	
		Number of Utilization of Outpatient Diagnosis and Treatment Services	IMM Indicator	Department of Healthcare	232,831	Quantity	2022	550,328
<b>3.8</b>	Achieve universal health coverage, including financial risk protection, access to quality essential health-care services and access to safe, effective, quality and affordable essential medicines and vaccines for all	Number of Patients Provided With Home Care Services	IMM Indicator	Department of Healthcare	19,773	Individuals	2022	22,000
		Number of Darulaceze Residents	IMM Indicator	Department of Healthcare	807	Individuals	2022	
		Number of Utilization of Community Mental Health Services	IMM Indicator	Department of Healthcare	101,284	Quantity	2022	
		Number of Measurement Sites with Air Quality Index (EPA) Annual Average Below 50	IMM Monitoring Indicator	Department of Environmental Protection and Control	36	Quantity	2022	
<b>3.9</b>	By 2030, substantially reduce the number of deaths and illnesses from hazardous chemicals and air, water and soil pollution and contamination	Number of Air Quality Monitoring Points by IMM	IMM Monitoring Indicator	Department of Environmental Protection and Control	27	Quantity	2022	

## SUSTAINABLE DEVELOPMENT GOALS

### ISTANBUL METROPOLITAN MUNICIPALITY

Code	SDG Targets	IMM Indicators	Indicator Type	Monitoring Department	Current Data	Type of Data	Year of Data	2023 Target Data
<b>3.9</b>	By 2030, substantially reduce the number of deaths and illnesses from hazardous chemicals and air, water and soil pollution and contamination	Number of Services Provided to Increase the Awareness of City Residents on Environmental-Industrial Health Deteriorating Factors	IMM Indicator	Department of Human Resources and Training	1,610	Quantity	2022	1,500
		Rate of Treated Wastewater	New Indicator	Istanbul Water and Sewerage Administration	100	%	2022	100
<b>3.c</b>	Substantially increase health financing and the recruitment, development, training and retention of the health workforce in developing countries, especially in least developed countries and small island developing States	Number of IMM Health Personnel	New Indicator	Department of Healthcare	426	Individuals	2022	594
		Awareness training given to employees of SMEs in Istanbul Organized Industrial Zones	IMM Indicator	Department of Human Resources and Training	975	Saat	2022	1,200
		Rate of Health Inspections	IMM Indicator	Department of Human Resources and Training	105	%	2022	100
<b>3.d</b>	Strengthen the capacity of all countries, in particular developing countries, for early warning, risk reduction and management of national and global health risks	Rate of Basic Occupational Health and Safety Trainings	IMM Indicator	Department of Human Resources and Training	105	%	2022	100
		Number of Related Action Plans Created	New Indicator	Department of Healthcare	2	Quantity	2022	2
		Number of Scientific Advisory Boards Established	New Indicator	Department of Healthcare	3	Quantity	2022	5
		Number of Hygiene Audits Conducted within the Scope of EU Hygiene Guidelines	IMM Indicator	Department of Agricultural Services	2,628	Quantity	2022	2,500



# Quality Education

## SUSTAINABLE DEVELOPMENT GOALS

### ISTANBUL METROPOLITAN MUNICIPALITY

Code	SDG Targets	IMM Indicators	Indicator Type	Monitoring Department	Current Data	Type of Data	Year of Data	2023 Target Data
4.1	By 2030, ensure that all girls and boys complete free, equitable and quality primary and secondary education leading to relevant and effective learning outcomes	Number of Students Benefiting from "Sen Oku Diye" Education Support	IMM Indicator	Department of Social Services	83,203	Quantity	2022	
		Number of Female Students Benefiting from "Sen Oku Diye Education Support	IMM Monitoring Indicator	Department of Social Services	32,526	Individuals	2022	
		Number of Male Students Benefiting from "Sen Oku Diye Education Support	IMM Monitoring Indicator	Department of Social Services	50,416	Individuals	2022	
		Number of Us Youth Office Users	IMM Indicator	Department of Support Services	12,274	Individuals	2022	11,000
4.2	By 2030, ensure that all girls and boys have access to quality early childhood development, care and pre-primary education so that they are ready for primary education	Net Preschool Enrollment Rate in Istanbul for 3-5 Year Olds	Istanbul Monitoring Indicator	IPA	41.72	%	2022	
		Number of Preschool and School Age Education Support Sessions	IMM Indicator	Department of Healthcare	71,939	Quantity	2022	
		Number of Services Provided to Children "Neighborhood Centers"	IMM Monitoring Indicator	Department of Social Services	34,301	Quantity	2022	
		Capacity of "Our Home Istanbul" Children Activity Centers	New Indicator	Department of Social Services	3,815	Individuals	2022	6,586

## SUSTAINABLE DEVELOPMENT GOALS

### ISTANBUL METROPOLITAN MUNICIPALITY

Code	SDG Targets	IMM Indicators	Indicator Type	Monitoring Department	Current Data	Type of Data	Year of Data	2023 Target Data
4.3	By 2030, ensure equal access for all women and men to affordable and quality technical, vocational and tertiary education, including university	Capacity of IMM Dormitories	New Indicator	Department of Support Services	2,800	Individuals	2022	5,000
		Number of Vocational and Technical Education Programs Provided by Institute Istanbul ISMEK	New Indicator	Department of Human Resources and Training	416	Quantity	2022	511
		Number of Individuals Benefiting from Employment-Targeted Vocational Training via Distance Education by Institute Istanbul ISMEK	New Indicator	Department of Human Resources and Training	167,666	Individuals	2022	276,210
		Number of Women Benefiting from Employment-Targeted Vocational Training via Distance Education by Institute Istanbul ISMEK	New Indicator	Department of Human Resources and Training	133,444	Individuals	2022	220,968
		Number of Men Benefiting from Employment-Targeted Vocational Training via Distance Education by Institute Istanbul ISMEK	New Indicator	Department of Human Resources and Training	34,222	Individuals	2022	55,242





## SUSTAINABLE DEVELOPMENT GOALS

### ISTANBUL METROPOLITAN MUNICIPALITY

Code	SDG Targets	IMM Indicators	Indicator Type	Monitoring Department	Curent Data	Type of Data	Year of Data	2023 Target Data
4.4	By 2030, substantially increase the number of youth and adults who have relevant skills, including technical and vocational skills, for employment, decent jobs and entrepreneurship	Number of trainings Provided in the field of technology entrepreneurship ("Zemin Istanbul/Ground Istanbul" + Data Lab)	New Indicator	Department of Information Technologies	174	Quantity	2022	105
		Number of Individuals trained in technology entrepreneurship ("Zemin Istanbul/Ground Istanbul" + Data Lab)	New Indicator	Department of Information Technologies	15,806	Individuals	2022	15,850
		Number of BELNET (Municipality Internet Centers) Users	IMM Indicator	Department of Support Services	252,312	Individuals	2022	255,800
		Total Number of Programs Provided within the "Enstitü Istanbul/Institute Istanbul ISMEK Service"	IMM Indicator	Department of Human Resources and Training	1,045	Quantity	2022	1,380
		Number of Individuals receiving face-to-face training in the field of vocational and technical education by the Institute Istanbul ISMEK	New Indicator	Department of Human Resources and Training	27,125	Individuals	2022	65,063
		Number of Women receiving face-to-face training in the field of vocational and technical education by the Institute Istanbul ISMEK	New Indicator	Department of Human Resources and Training	23,040	Individuals	2022	55,304
		Number of men receiving face-to-face training in the field of vocational and technical education by the Institute Istanbul ISMEK	New Indicator	Department of Human Resources and Training	4,085	Individuals	2022	9,759

## SUSTAINABLE DEVELOPMENT GOALS

### ISTANBUL METROPOLITAN MUNICIPALITY

Code	SDG Targets	IMM Indicators	Indicator Type	Monitoring Department	Curent Data	Type of Data	Year of Data	2023 Target Data
4.4	By 2030, substantially increase the number of youth and adults who have relevant skills, including technical and vocational skills, for employment, decent jobs and entrepreneurship	Number of Certified face-to-face Trainings Provided on Technology, Informatics and Innovation by Institute Istanbul ISMEK	New Indicator	Department of Human Resources and Training	303	Quantity	2022	714
		Number of Certified Remote Trainings Provided on Technology, Informatics and Innovation by Institute Istanbul ISMEK	New Indicator	Department of Human Resources and Training	67	Quantity	2022	74
		Number of Individuals Provided with Certified Training on Technology, Informatics and Innovation	New Indicator	Department of Human Resources and Training	140,977	Individuals	2022	115,839
4.5	By 2030, eliminate gender disparities in education and ensure equal access to all levels of education and vocational training for the vulnerable, including persons with disabilities, indigenous peoples and children in vulnerable situations	Number of Centers Provided Services for People with Disabilities	IMM Monitoring Indicator	Department of Support Services	23	Quantity	2022	25,000
		Number of Individuals Reached within the Scope of Trainings for Children and Young People	IMM Indicator	Department of Social Services	21,767	Individuals	2022	25,000
		Number of Students Benefiting from "Sen Oku Diye" Education Support	IMM Monitoring Indicator	Department of Social Services	82,942	Individuals	2022	50,000
		Number of pre-school and school-age education support sessions for children with disabilities	New Indicator	Department of Social Services	50,000	Quantity	2022	50,000
		Number of University Students Benefitting from "Genç Üniversiteli" Education Support	IMM Indicator	Department of Social Services	72,840	Individuals	2022	85,000
4.6	By 2030, ensure that all youth and a substantial proportion of adults, both men and women, achieve literacy and numeracy	Number of beneficiaries of the First Level Literacy Teaching and Basic Education Program for Adults provided by Institute Istanbul ISMEK Service	IMM Indicator	Department of Human Resources and Training	146	Individuals	2022	174



# 04 Quality Education

## SUSTAINABLE DEVELOPMENT GOALS

### ISTANBUL METROPOLITAN MUNICIPALITY

Code	SDG Targets	IMM Indicators	Indicator Type	Monitoring Department	Current Data	Type of Data	Year of Data	2023 Target Data
<b>4.7</b>	By 2030, ensure that all learners acquire the knowledge and skills needed to promote sustainable development, including, among others, through education for sustainable development and sustainable lifestyles, human rights, gender equality, promotion of a culture of peace and non-violence, global citizenship and appreciation of cultural diversity and of culture's contribution to sustainable development	Number of People Reached within the scope of Environmental Awareness Raising Activities	IMM Indicator	Department of Environmental Protection and Control	34,297	Individuals	2022	51,600
		Number of New Libraries Opened	IMM Indicator	Department of Cultural Heritage	21	Quantity	2022	10
		Number of Individuals Receiving Energy Efficiency Awareness Training	IMM Indicator	Department of Parks, Gardens, and Green Areas	3,143	Individuals	2022	10,000
<b>4.a</b>	Build and upgrade education facilities that are child, disability and gender sensitive and provide safe, non-violent, inclusive and effective learning environments for all	Number of BELNET (Municipality Internet Centers) Users	IMM Indicator	Department of Support Services	252,312	Individuals	2022	255,800
		Number of Centers Provided Services for People with Disabilities	IMM Monitoring Indicator	Department of Support Services	23	Quantity	2022	
		Number of Accessibility Controlled Projects	IMM Indicator	Department of Survey and Projects	88	Quantity	2022	80
		Number of Individuals Benefiting from the Audio Library	IMM Monitoring Indicator	Department of Cultural Heritage	2,091	Individuals	2022	
		Number of Social Service Centers Commissioned During the Year	IMM Indicator	Department of Social Services	38	Quantity	2022	62

## SUSTAINABLE DEVELOPMENT GOALS

### ISTANBUL METROPOLITAN MUNICIPALITY

Code	SDG Targets	IMM Indicators	Indicator Type	Monitoring Department	Current Data	Type of Data	Year of Data	2023 Target Data
<b>4.b</b>	By 2020, substantially expand globally the number of scholarships available to developing countries, in particular least developed countries, small island developing States and African countries, for enrolment in higher education, including vocational training and information and communications technology, technical, engineering and scientific programmes, in developed countries and other developing countries	Number of Students Benefiting from "Sen Oku Diye" Education Support	IMM Monitoring Indicator	Department of Social Services	82,942	Individuals	2022	
		Number of University Students Benefiting from "Genç Üniversiteli" Education Support	IMM Indicator	Department of Social Services	72,840	Individuals	2022	85,000



## SUSTAINABLE DEVELOPMENT GOALS


### ISTANBUL METROPOLITAN MUNICIPALITY

Code	SDG Targets	IMM Indicators	Indicator Type	Monitoring Department	Current Data	Type of Data	Year of Data	2023 Target Data
5.1	End all forms of discrimination against all women and girls everywhere	Women Unemployment Rate in Istanbul	Istanbul Monitoring Indicator	IPA	15.3	%	2021	
		Number of Trainings Services Provided on Combating Sexual Violence	New Indicator	Department of Social Services	965	Quantity	2022	1,300
5.2	Eliminate all forms of violence against all women and girls in the public and private spheres, including trafficking and sexual and other types of exploitation	Number of Individuals Benefiting from Women's Counseling Unit Services	New Indicator	Department of Social Services	1,694	Individuals	2022	1798
		Number of Women and Children Benefiting from Women's Solidarity House	New Indicator	Department of Social Services	134	Individuals	2022	143
		Number of Individuals Benefiting from Women Support Hotline	IMM Monitoring Indicator	Department of Social Services	1831	Quantity	2022	1685
5.4	Recognize and value unpaid care and domestic work through the provision of public services, infrastructure and social protection policies and the promotion of shared responsibility within the household and the family as nationally appropriate	Number of Women Benefiting from Outpatient Diagnosis and Treatment Services	New Indicator	Department of Healthcare	52,531	Individuals	2022	124,164
		Number of Services Provided to Women within the Scope of Neighborhood Houses	IMM Monitoring Indicator	Department of Social Services	12,809	Quantity	2022	
		Capacity of "Our Home Istanbul" Children Activity Centers	New Indicator	Department of Social Services	3,815	Individuals	2022	6,586
		Number of Women Benefiting from Mother's Card	New Indicator	Department of Transportation	350,000	Individuals	2022	400,000

## SUSTAINABLE DEVELOPMENT GOALS

### ISTANBUL METROPOLITAN MUNICIPALITY

Code	SDG Targets	IMM Indicators	Indicator Type	Monitoring Department	Current Data	Type of Data	Year of Data	2023 Target Data
5.5	Ensure women's full and effective participation and equal opportunities for leadership at all levels of decision-making in political, economic and public life	Capacity of IMM Girls' Dormitories	New Indicator	Department of Support Services	1,527	Individuals	2022	2,358
		Ratio of Female Managers Assistant Manager and Above in Managerial Positions Working at IMM to the Number of IMM Female Employees	IMM Monitoring Indicator	Department of Human Resources and Training	7.35	%	2022	9
		Ratio of (Deputy Managers and Above Level) Female Managers in Managerial Positions in IMM to the Total Number of Managers of IMM	IMM Monitoring Indicator	Department of Human Resources and Training	28.5	%	2022	30
		Ratio of Female Artists Performing at Cultural Events	IMM Indicator	Department of Culture	50	%	2022	60
		Number of Women Members of the IMM Assembly	IMM Monitoring Indicator	Department of Editorial Affairs and Resolutions	51	Individuals	2023	
5.b	Enhance the use of enabling technology, in particular information and communications technology, to promote the empowerment of women	Ratio of Female Members of IMM City Council	IMM Monitoring Indicator	Department of Editorial Affairs and Resolutions	16.34	%	2023	
		Ratio of Women Receiving Services from Technology Workshops	New Indicator	Department of Support Services	38	%	2022	43
		Number of Women Receiving Services from Technology Workshops	New Indicator	Department of Support Services	365	Individuals	2021	925
		Number of Women Receiving Certified face-to-face Trainings Provided on Technology, Informatics and Innovation by Institute Istanbul ISMEK	IMM Indicator	Department of Human Resources and Training	3,906	Individuals	2022	4,000



# Clean Water and Sanitation

## SUSTAINABLE DEVELOPMENT GOALS

### ISTANBUL METROPOLITAN MUNICIPALITY

Code	SDG Targets	IMM Indicators	Indicator Type	Monitoring Department	Curent Data	Type of Data	Year of Data	2023 Target Data
<b>6.1</b>	By 2030, achieve universal and equitable access to safe and affordable drinking water for all	Length of Completed Potable Water Infrastructure (km)	IMM Indicator	Istanbul Water and Sewerage Administration	129	km	2022	113.5
		Completed Wastewater/Rain Infrastructure Length (km)	IMM Indicator	Istanbul Water and Sewerage Administration	287	km	2022	217.31
		Istanbul Water and Sewerage Administration Number of Subscribers	IMM Monitoring Indicator	Istanbul Water and Sewerage Administration	6,818,930	Individuals	2022	
		Average Daily Amount of Water Supplied to the City	Istanbul Monitoring Indicator	Istanbul Water and Sewerage Administration	3,023,759	m <sup>3</sup> /day	2022	
<b>6.3</b>	By 2030, improve water quality by reducing pollution, eliminating dumping and minimizing release of hazardous chemicals and materials, halving the proportion of untreated wastewater and substantially increasing recycling and safe reuse globally	Proportion of Treated Wastewater (%)	New Indicator	Istanbul Water and Sewerage Administration	100	%	2022	100
		Ratio of Wastewater Treated with Biological and Advanced Biological Treatment	Istanbul Monitoring Indicator	Istanbul Water and Sewerage Administration	40.68	%	2022	54.73
		Rate of Compliance with Drinking Water Treatment Plant Effluent Standards	New Indicator	Istanbul Water and Sewerage Administration	100	%	2022	100
		Capacity of Drinking Water Treatment Plants	New Indicator	Istanbul Water and Sewerage Administration	4,929,720	m <sup>3</sup> /day	2022	5042220

## SUSTAINABLE DEVELOPMENT GOALS

### ISTANBUL METROPOLITAN MUNICIPALITY

Code	SDG Targets	IMM Indicators	Indicator Type	Monitoring Department	Curent Data	Type of Data	Year of Data	2023 Target Data
<b>6.4</b>	By 2030, substantially increase water-use efficiency across all sectors and ensure sustainable withdrawals and supply of freshwater to address water scarcity and substantially reduce the number of people suffering from water scarcity	Water Loss/Leakage Rate	New Indicator	Istanbul Water and Sewerage Administration	19.45	%	2022	19.65
		Expropriated Area - Water Basins	New Indicator	Istanbul Water and Sewerage Administration	2.4	Hectar	2022	3



# Affordable and Clean Energy

## SUSTAINABLE DEVELOPMENT GOALS

### ISTANBUL METROPOLITAN MUNICIPALITY

Code	SDG Targets	IMM Indicators	Indicator Type	Monitoring Department	Current Data	Type of Data	Year of Data	2023 Target Data
7.2	By 2030, increase substantially the share of renewable energy in the global energy mix	Amount of Electric Energy Produced from Waste	IMM Indicator	Department of Environmental Protection and Control	1,306,115,524	Kwh/Year	2022	1,350,000,000
		Update Ratio of Urban Greenhouse Gas Emission Inventory	IMM Indicator	Department of Environmental Protection and Control	100	%	2022	100
		Amount of Greenhouse Gas Emissions per Individual (Carbon Footprint)	Istanbul Monitoring Indicator	IPA	3.2	tCO2e/Individuals	2021	
		Ratio of IMM's Electricity Consumption Covered by Solar Energy Systems	IMM Indicator	Department of Parks, Gardens, and Green Areas	3.4	%	2022	6.8
		Ratio of Making the Lighting of Parks, Gardens and Ruins in Accordance with Technological Innovations (Smart Lighting)	IMM Indicator	Department of Parks, Gardens, and Green Areas	60	%	2022	80
		Solar Energy Systems Energy Installed Power Amount	IMM Indicator	Department of Parks, Gardens, and Green Areas	4,201	kWp	2022	7,700

## SUSTAINABLE DEVELOPMENT GOALS

### ISTANBUL METROPOLITAN MUNICIPALITY

Code	SDG Targets	IMM Indicators	Indicator Type	Monitoring Department	Current Data	Type of Data	Year of Data	2023 Target Data
7.3	By 2030, double the global rate of improvement in energy efficiency	Number of Individuals Receiving Energy Efficiency Awareness Training	IMM Indicator	Department of Parks, Gardens, and Green Areas	3,143	Individuals	2022	10,000
		Ratio of Lighting Facilities that can be remotely controlled by automation	IMM Indicator	Department of Parks, Gardens, and Green Areas	25	%	2022	
		Ratio of Making the Lighting of Parks, Gardens and Ruins in Accordance with Technological Innovations (Smart Lighting)	IMM Indicator	Department of Parks, Gardens, and Green Areas	60	%	2022	
7.b	By 2030, expand infrastructure and upgrade technology for supplying modern and sustainable energy services for all in developing countries, in particular least developed countries, small island developing States, and land-locked developing countries, in accordance with their respective programmes of support	Amount of Electric Energy Produced from Waste	IMM Indicator	Department of Environmental Protection and Control	1,306,115,524	Kwh/Year	2022	1,350,000,000



# Decent Work and Economic Growth

## SUSTAINABLE DEVELOPMENT GOALS

### ISTANBUL METROPOLITAN MUNICIPALITY

Code	SDG Targets	IMM Indicators	Indicator Type	Monitoring Department	Current Data	Type of Data	Year of Data	2023 Target Data
8.1	Sustain per capita economic growth in accordance with national circumstances and, in particular, at least 7 per cent gross domestic product growth per annum in the least developed countries	Annual growth rate of real GDP per individual	Istanbul Monitoring Indicator	IPA		%		
		Achieve higher levels of economic productivity through diversification, technological upgrading and innovation, including through a focus on high-value added and labour-intensive sectors	Annual growth rate of real GDP per Employee Individuals	Istanbul Monitoring Indicator	IPA	8.35	%	2021
8.3	Promote development-oriented policies that support productive activities, decent job creation, entrepreneurship, creativity and innovation, and encourage the formalization and growth of micro-, small- and medium-sized enterprises, including through access to financial services	Number of Events Organized within the Scope of Smart City Applications	IMM Indicator	Department of Information Technologies	212	Quantity	2022	200
		Number of Individuals employed through "Bölgesel İstihdam Ofisleri/Regional Employment Offices"	IMM Monitoring Indicator	Department of Human Resources and Training	52,172	Individuals	2022	105,000*
		Number of Startups Supported	IMM Indicator	Department of Information Technologies	65	Quantity	2022	60
		Number of Startups Headquartered in Istanbul	Istanbul Monitoring Indicator	IPA	384	Quantity	2022	
		Number of institutions (NGOs, universities, private sector, etc.) collaborating to support initiatives in the field of technology and innovation within the year	IMM Indicator	Department of Information Technologies	20	Quantity	2022	30

\*Cumulative value.

## SUSTAINABLE DEVELOPMENT GOALS

### ISTANBUL METROPOLITAN MUNICIPALITY

Code	SDG Targets	IMM Indicators	Indicator Type	Monitoring Department	Current Data	Type of Data	Year of Data	2023 Target Data
8.4	Improve progressively, through 2030, global resource efficiency in consumption and production and endeavour to decouple economic growth from environmental degradation, in accordance with the 10-Year Framework of Programmes on Sustainable Consumption and Production, with developed countries taking the lead	Number of Units Sent for Recycling within the Scope of Electronic Waste Recycling (Quantity)	IMM Monitoring Indicator	Department of Environmental Protection and Control	8,771	Quantity	2022	
		Number of Reusable Units within the Scope of Electronic Waste Recovery (Quantity)	IMM Monitoring Indicator	Department of Environmental Protection and Control	1,589	Quantity	2022	
		Ratio of Waste Processed in IMM Recovery Facilities	IMM Indicator	Department of Environmental Protection and Control	29	%	2022	32
		Corporate Waste Recovery/Recycling Rate	IMM Indicator	Department of Environmental Protection and Control	14	%	2022	15
		Amount of Recycled/Recovered Material at IMM Recovery Facilities	New Indicator	Department of Environmental Protection and Control	191	Ton/day	2022	170
		Number of Individuals Employed through "Bölgesel İstihdam Ofisleri/Regional Employment Offices"	New Indicator	Department of Human Resources and Training	52,172	Individuals	2022	105,000*
8.5	By 2030, achieve full and productive employment and decent work for all women and men, including for young people and persons with disabilities, and equal pay for work of equal value	Number of Trainees Directly Involved in the Production Process	IMM Indicator	Department of Human Resources and Training	1,029	Individuals	2022	1,800
		Unemployment Rate	Istanbul Monitoring Indicator	IPA	12.3	%	2021	
		Number of Individuals participating in Career Training Days and Career Fair	IMM Indicator	Department of Support Services	2,828	Individuals	2022	6,200

\*Cumulative value.



# Decent Work and Economic Growth

## SUSTAINABLE DEVELOPMENT GOALS

### ISTANBUL METROPOLITAN MUNICIPALITY

Code	SDG Targets	IMM Indicators	Indicator Type	Monitoring Department	Current Data	Type of Data	Year of Data	2023 Target Data
<b>8.6</b>	By 2020, substantially reduce the proportion of youth not in employment, education or training	"Enstitü İstanbul/Institute İstanbul" Number of Young People between the Ages of 16-25 Receiving Remote Education within the Scope of ISMEK Service	IMM Indicator	Department of Human Resources and Training	107,733	Individuals	2022	177,320
		"Enstitü İstanbul/Institute İstanbul" Number of Young People between the Ages of 16-25 Receiving Face-to-Face Education within the Scope of ISMEK Service	IMM Indicator	Department of Human Resources and Training	24,297	Individuals	2022	47,040
<b>8.8</b>	Protect labour rights and promote safe and secure working environments for all workers, including migrant workers, in particular women migrants, and those in precarious employment	Proportion of Young People Neither in Education nor Employment	Istanbul Monitoring Indicator	IPA	22	%	2021	
		Occupational Health and Safety Training Duration	IMM Indicator	Department of Human Resources and Training	183,000	Saat	2022	139,000
		Ratio of Applications to Environmental and Occupational Health Research Centers	IMM Indicator	Department of Human Resources and Training	25	%	2022	50
		Number of Employees with Special Risks Trained (OHS)	IMM Indicator	Department of Human Resources and Training	205	Individuals	2022	200
		Proportion of Employees Not Registered with a Social Security Institution	Istanbul Monitoring Indicator	IPA	14	%	2021	
		Number of OHS Field Inspections Conducted During the Year	IMM Indicator	Department of Human Resources and Training	320	Quantity	2022	336

## SUSTAINABLE DEVELOPMENT GOALS

### ISTANBUL METROPOLITAN MUNICIPALITY

Code	SDG Targets	IMM Indicators	Indicator Type	Monitoring Department	Current Data	Type of Data	Year of Data	2023 Target Data	
<b>8.9</b>	By 2030, devise and implement policies to promote sustainable tourism that creates jobs and promotes local culture and products	Number of Individuals Participating in Trainings Provided in "Enstitü İstanbul/Institute İstanbul" ISMEK in the Field of Tourism	New Indicator	Department of Human Resources and Training	83	Individuals	2022	162	
		Number of Promotional, Informative Feature Documentary Films Produced About İstanbul	MM Indicator	Press and Public Relations Department	1	Quantity	2022		
		Number of Festivals to Increase İstanbul's Brand Value	MM Indicator	Department of Culture	2	Quantity	2022	2	
		Number of Views and Downloads of Digital Platforms to be Created for the Effective Promotion of İstanbul in the International Arena	MM Indicator	Department of Culture	10,987,456	Quantity	2022	22.500.000	
		Number of Individuals Reached within the Scope of Congresses, Fairs, Organizations and Events	MM Indicator	Press and Public Relations Department	311,632	Individuals	2022	260,000	
		Number of Participation in National and International Fairs	MM Indicator	Department of Culture	4	Quantity	2022	5	
		Number of Visit İstanbul Promotion Offices	MM Indicator	Department of Culture	1	Quantity	2022	4	



# Industry, Innovation and Infrastructure

## SUSTAINABLE DEVELOPMENT GOALS

### ISTANBUL METROPOLITAN MUNICIPALITY

Code	SDG Targets	IMM Indicators	Indicator Type	Monitoring Department	Current Data	Type of Data	Year of Data	2023 Target Data
9.1	Develop quality, reliable, sustainable and resilient infrastructure, including regional and transborder infrastructure, to support economic development and human well-being, with a focus on affordable and equitable access for all	Ratio of Infrastructure Institutions Integrated to Infrastructure Management Information System	IMM Indicator	Department of Road Maintenance and Infrastructure Coordination	85	%	2022	95
		Ratio of Transferring Infrastructure Projects (Yearly Digital Data) to GIS	IMM Indicator	Department of Road Maintenance and Infrastructure Coordination	98	%	2022	98
		Length of Roads Maintained and Landscaped (km)	IMM Indicator	Department of Road Maintenance and Infrastructure Coordination	407	km	2022	400
		Bicycle Lane Length	New Indicator	Department of Transportation	451.85	km	2022	550*
		Number of maritime transportation piers	New Indicator	Department of Transportation	86	Quantity	2022	83
		Length of Stormwater Channel and Open Channel Cleaned in Istanbul	IMM Indicator	Department of Road Maintenance and Infrastructure Coordination	1,605,476	Metre	2022	1,450,000
		Rail System Line Length (km)	IMM Indicator	Department of Rail Systems	287.4	km	2022	374.95
		Pedestrian Area Created in Year	IMM Indicator	Department of Road Maintenance and Infrastructure Coordination	83,365	m2	2022	100,000

## SUSTAINABLE DEVELOPMENT GOALS

### ISTANBUL METROPOLITAN MUNICIPALITY

Code	SDG Targets	IMM Indicators	Indicator Type	Monitoring Department	Current Data	Type of Data	Year of Data	2023 Target Data
9.5	Enhance scientific research, upgrade the technological capabilities of industrial sectors in all countries, in particular developing countries, including, by 2030, encouraging innovation and substantially increasing the number of research and development workers per 1 million people and public and private research and development spending	Number of Researchers per Million Population (Full-Time Equivalent)	Istanbul Monitoring Indicator	IPA	1775	Individuals	2022	
		Number of Startups Supported	IMM Indicator	Department of Information Technologies	65	Quantity	2022	60
9.b	Support domestic technology development, research and innovation in developing countries, including by ensuring a conducive policy environment for, inter alia, industrial diversification and value addition to commodities	Number of institutions (NGOs, universities, private sector, etc.) collaborating to support initiatives in the field of technology and innovation within the year	IMM Indicator	Department of Information Technologies	20	Quantity	2022	30
		Share of High Technology Products in Manufacturing Industry Exports	Istanbul Monitoring Indicator	IPA	4.8	%	2021	
9.c	Significantly increase access to information and communications technology and strive to provide universal and affordable access to the Internet in least developed countries by 2020	Number of BELNET (Municipality Internet) Users	IMM Indicator	Department of Support Services	252,312	Individuals	2022	255,800
		Number of Free Internet Service Points	IMM Indicator	Department of Information Technologies	4,928	Quantity	2022	6,240





# Reduced Inequalities

## SUSTAINABLE DEVELOPMENT GOALS

### ISTANBUL METROPOLITAN MUNICIPALITY


Code	SDG Targets	IMM Indicators	Indicator Type	Monitoring Department	Current Data	Type of Data	Year of Data	2023 Target Data
10.1	By 2030, progressively achieve and sustain income growth of the bottom 40 per cent of the population at a rate higher than the national average	Number of Individuals employed through "Bölgesel İstihdam Ofisleri/Regional Employment Offices"	New Indicator	Department of Human Resources and Training	52,172	Individuals	2022	105,000*
		Number of Individuals Receiving In-Kind Aid	IMM Indicator	Department of Social Services	318,002	Individuals	2022	422,000
		Number of Individuals Receiving Financial Aid	IMM Indicator	Department of Social Services	494,296	Individuals	2022	740,000
10.2	By 2030, empower and promote the social, economic and political inclusion of all, irrespective of age, sex, disability, race, ethnicity, origin, religion or economic or other status	Number of Education Sets Distributed to Children of Martyrs and Veterans	IMM Indicator	Press and Public Relations Department	2,499	Quantity	2022	10,000
		Number of BELNET (Municipality Internet) Users	IMM Indicator	Department of Support Services	252,312	Individuals	2022	255,800
		Number of Service Buildings for the Disabled	IMM Monitoring Indicator	Department of Support Services	23	Quantity	2022	
		Number of Youth Offices	IMM Indicator	Department of Support Services	6	Quantity	2022	10
		Number of Services Provided at Social Facilities	IMM Indicator	Department of Support Services	18,806,139	Quantity	2022	15,200,000
		Number of Accessibility Controlled Projects	IMM Indicator	Department of Survey and Projects	88	Quantity	2022	80
		Number of Individuals employed through "Bölgesel İstihdam Ofisleri/Regional Employment Offices"	New Indicator	Department of Human Resources and Training	52,172	Individuals	2022	105,000*
		"Enstitü İstanbul/Institute İstanbul" Number of Individuals Benefiting from ISMEK Services	IMM Indicator	Department of Human Resources and Training	281,808	Individuals	2022	488,000

\*Cumulative value.

## SUSTAINABLE DEVELOPMENT GOALS

### ISTANBUL METROPOLITAN MUNICIPALITY

Code	SDG Targets	IMM Indicators	Indicator Type	Monitoring Department	Current Data	Type of Data	Year of Data	2023 Target Data
10.2	By 2030, empower and promote the social, economic and political inclusion of all, irrespective of age, sex, disability, race, ethnicity, origin, religion or economic or other status	Number of Speech and Language Therapy Sessions	IMM Indicator	Department of Healthcare	5,035	Quantity	2022	
		Number of New Social Service Centers for People with Disabilities	IMM Indicator	Department of Healthcare	1	Quantity	2022	
		Number of Hydrotherapy Service Sessions for Disabled People	IMM Indicator	Department of Healthcare	7,570	Quantity	2022	
		Number of Individuals Provided Awareness Services on Disability	IMM Indicator	Department of Healthcare	12,100	Individuals	2022	
		Number of Persons with Disabilities and Relatives of Persons with Disabilities Benefiting from Camp Services	IMM Indicator	Department of Healthcare	12,009	Individuals	2022	
		Number of Newly Registered Disabled People	IMM Indicator	Department of Healthcare	7,943	Individuals	2022	
		Number of Individuals Provided Educational Support Services to Individuals with Special Needs in Adulthood	IMM Indicator	Department of Healthcare	1,117	Individuals	2022	
		Number of Solidarity Campaigns Created or Cooperated with	IMM Indicator	Department of Social Services	7	Quantity	2022	6
		Social Support Number of Families Given Istanbulkart Assistance	IMM Indicator	Department of Social Services	222,265	Quantity	2022	330,000
		Number of Individuals Provided Legal Support in the Field of Social Rights	IMM Indicator	Department of Social Services	1,563	Individuals	2022	7885
		Number of Social Service Centers	IMM Monitoring Indicator	Department of Social Services	134	Quantity	2022	



# Reduced Inequalities

## SUSTAINABLE DEVELOPMENT GOALS

### ISTANBUL METROPOLITAN MUNICIPALITY

Code	SDG Targets	IMM Indicators	Indicator Type	Monitoring Department	Current Data	Type of Data	Year of Data	2023 Target Data
<b>10.2</b>	By 2030, empower and promote the social, economic and political inclusion of all, irrespective of age, sex, disability, race, ethnicity, origin, religion or economic or other status	Number of Services Provided in Social Services	IMM Indicator	Department of Social Services	1,853,018	Quantity	2022	2,404,565
		Number of Individuals Benefiting from Social Services	IMM Indicator	Department of Social Services	677,332	Individuals	2022	1,018,888
		Number of Social Service Centers Commissioned During the Year	IMM Indicator	Department of Social Services	38	Quantity	2022	62
		"Yuvamiz Istanbul/Our Home Istanbul" Child Activity Center Number of Quotas	New Indicator	Department of Social Services	3,815	Individuals	2022	6,586
<b>10.3</b>	Ensure equal opportunity and reduce inequalities of outcome, including by eliminating discriminatory laws, policies and practices and promoting appropriate legislation, policies and action in this regard	Number of Individuals Benefiting from Social Support Payments in Transportation	IMM Indicator	Department of Transportation	4,598,963	Individuals	2022	4,468,000
		"Mahalle Evi/Neighborhood House" Number of Beneficiaries	New Indicator	Department of Social Services	9,149	Quantity	2022	
		Number of Individuals Provided Legal Support in the Field of Social Rights	IMM Indicator	Department of Social Services	1,382	Quantity	2022	7,885

## SUSTAINABLE DEVELOPMENT GOALS

### ISTANBUL METROPOLITAN MUNICIPALITY

Code	SDG Targets	IMM Indicators	Indicator Type	Monitoring Department	Current Data	Type of Data	Year of Data	2023 Target Data
<b>10.4</b>	Adopt policies, especially fiscal, wage and social protection policies, and progressively achieve greater equality	Inequality in Income Distribution (GINI)	Istanbul Monitoring Indicator	IPA	0.434	%	2021	0.3
		Number of Individuals Receiving In-Kind Aid	IMM Indicator	Department of Social Services	318,002	Individuals	2022	422,000
		Number of Individuals Receiving Financial Aid	IMM Indicator	Department of Social Services	494,296	Individuals	2022	740,000
		Number of Individuals Benefiting from Social Support Payments in Transportation	IMM Indicator	Department of Transportation	4,598,963	Individuals	2022	4,468,000
<b>10.7</b>	Facilitate orderly, safe, regular and responsible migration and mobility of people, including through the implementation of planned and well-managed migration policies	"Enstitü Istanbul/Institute Istanbul" Number of Individuals Benefiting from ISMEK Language Trainings	IMM Indicator	Department of Human Resources and Training	13,697	Individuals	2022	24,822
		Number of Migrants Benefiting from Social Services	IMM Indicator	Department of Social Services	8,204	Individuals	2022	7,500
		Number of Studies Conducted for Social Cohesion	New Indicator	Department of Social Services	548	Quantity	2022	844



# Sustainable Cities and Communities

## SUSTAINABLE DEVELOPMENT GOALS

### ISTANBUL METROPOLITAN MUNICIPALITY

Code	SDG Targets	IMM Indicators	Indicator Type	Monitoring Department	Current Data	Type of Data	Year of Data	2023 Target Data
11.1	By 2030, ensure access for all to adequate, safe and affordable housing and basic services and upgrade slums	Student quota for IMM Dormitories	IMM Indicator	Department of Support Services	2,800	Individuals	2022	5,000
		Completion Rate of Zoning Applications	IMM Indicator	Department of Reconstruction and Urban Development	60	%	2022	80
		Number of Dormitories Providing Higher Education Student Dormitory Services (Yearly)	IMM Indicator	Department of Support Services	10	Quantity	2022	15
		Number of Students Benefiting from Higher Education Student Dormitory Services	IMM Indicator	Department of Support Services	3,077	Individuals	2022	5,000
		Rate of Identification of Disaster Priority Risk Areas	IMM Indicator	Department of Earthquake Risk Management and Urban Improvement	100	%	2022	100

## SUSTAINABLE DEVELOPMENT GOALS

### ISTANBUL METROPOLITAN MUNICIPALITY

Code	SDG Targets	IMM Indicators	Indicator Type	Monitoring Department	Current Data	Type of Data	Year of Data	2023 Target Data
11.2	By 2030, provide access to safe, affordable, accessible and sustainable transport systems for all, improving road safety, notably by expanding public transport, with special attention to the needs of those in vulnerable situations, women, children, persons with disabilities and older persons	Number of Smart Transportation Systems (Cumulative)	IMM Indicator	Department of Transportation	5,790	Quantity	2022	6,049
		Number of Shared Bicycle Parking Spaces at Transfer Stations	IMM Indicator	Department of Transportation	60	Quantity	2022	110
		Number of Rail System, Metrobus, Bus, Minibus and Taxi Dolmus Routes Providing Physical Integration in Main Transportation Modes	IMM Indicator	Department of Transportation	230	Quantity	2022	290
		Maritime Transportation Passenger Volume	New Indicator	Department of Transportation	521,710	Individuals	2022	550,000
		Number of Smart Transportation Systems Commissioned	IMM Indicator	Department of Transportation	104	Quantity	2022	130
Number of Active Piers in Istanbul	IMM Indicator	Department of Transportation	86	Quantity	2022	86		
Istanbul Sustainable Urban Mobility Plan Implementation Completion Rate	IMM Indicator	Department of Transportation	10	%	2022	20		



# Sustainable Cities and Communities

## SUSTAINABLE DEVELOPMENT GOALS

### ISTANBUL METROPOLITAN MUNICIPALITY

Code	SDG Targets	IMM Indicators	Indicator Type	Monitoring Department	Current Data	Type of Data	Year of Data	2023 Target Data
11.2	By 2030, provide access to safe, affordable, accessible and sustainable transport systems for all, improving road safety, notably by expanding public transport, with special attention to the needs of those in vulnerable situations, women, children, persons with disabilities and older persons	Number of Road Public Transportation Lines	New Indicator	Istanbul Electric, Tram and Tunnel General Directorate	1,052	Quantity	2022	
		Road Public Transportation Passenger Volume (Individuals)	New Indicator	Department of Transportation	8,742,165	Individuals	2022	9,000,000
		Number of Bicycle Parks Planned Around Schools	IMM Indicator	Department of Transportation	108	Quantity	2022	100
		Rail System Line Length (km)	IMM Indicator	Department of Rail Systems	287.4	km	2022	374.95
		Proportion of Sustainable Transportation Modes (Pedestrian, Bicycle, Public Transport)	Istanbul Monitoring Indicator	Department of Transportation	68.5	%	2020	68.5
		Total Bicycle Path Length (Cumulative)	IMM Indicator	Department of Transportation	4,511.85	KM	2022	550
		Number of Drivers Trained on Public Transportation	IMM Indicator	Department of Transportation	8,549	Individuals	2022	6,500
		Number of Audits to Improve Public Transportation Service Quality	IMM Indicator	Department of Transportation	135,506	Quantity	2022	135,506
		Number of daily passengers benefiting from public transportation services - Maritime	IMM Indicator	Department of Transportation	521,710	Individuals	2022	520,000
		Number of daily passengers benefiting from public transportation services - Road	IMM Indicator	Department of Transportation	4,882,654	Individuals	2022	4,900,000

## SUSTAINABLE DEVELOPMENT GOALS

### ISTANBUL METROPOLITAN MUNICIPALITY

Code	SDG Targets	IMM Indicators	Indicator Type	Monitoring Department	Current Data	Type of Data	Year of Data	2023 Target Data
11.2	By 2030, provide access to safe, affordable, accessible and sustainable transport systems for all, improving road safety, notably by expanding public transport, with special attention to the needs of those in vulnerable situations, women, children, persons with disabilities and older persons	Number of daily passengers benefiting from public transportation services-Rail System	IMM Indicator	Department of Transportation	3,793,562	Individuals	2022	3,800,000
		Share of Sea Transportation in Public Transportation	IMM Indicator	Department of Transportation	05,7	%	2022	5.7
		Number of Individuals Benefiting from Social Support Payments in Transportation (Individuals)	IMM Indicator	Department of Transportation	4,598,963	Individuals	2022	4,468,000
		Rate of update of Transportation Information System	IMM Indicator	Department of Transportation	100	%	2022	100
		Completion Rate of Pedestrian Access Master Plan Implementations	IMM Indicator	Department of Transportation	20	%	2022	30
		Number of Park & Ride Planned in the Year	IMM Indicator	Department of Transportation	4	Quantity	2022	5
		European Side Rail System Line Length Completed within the Year	IMM Indicator	Department of Rail Systems	2.8	km	2022	1.1
		Length of Bikeway Completed in Year	IMM Indicator	Department of Transportation	44.91	km	2022	50
		Rail System Line Length Completed within the Year	IMM Indicator	Department of Rail Systems	17.1	km	2022	4.7



# Sustainable Cities and Communities

## SUSTAINABLE DEVELOPMENT GOALS

### ISTANBUL METROPOLITAN MUNICIPALITY

Code	SDG Targets	IMM Indicators	Indicator Type	Monitoring Department	Current Data	Type of Data	Year of Data	2023 Target Data
11.3	By 2030, enhance inclusive and sustainable urbanization and capacity for participatory, integrated and sustainable human settlement planning and management in all countries	1/5,000 Scale Plan, Plan Amendment and Evaluation Period of Objections	IMM Indicator	Department of Reconstruction and Urban Development	50	day	2022	30
		Completion Rate of Zoning Applications	IMM Indicator	Department of Reconstruction and Urban Development	60	%	2022	80
		Proportion of City Planning Studies Operated through Participation Mechanisms	IMM Indicator	Department of Reconstruction and Urban Development	70	%	2022	80
		Number of Activities Conducted within the Scope of R&D, Idea, Feasibility, Study for Urban Transformation Studies	IMM Indicator	Department of Earthquake Risk Management and Urban Improvement	10	Quantity	2022	3
		Completion Rate of Geological, Geotechnical, Survey and Microzonation Studies for Spatial Planning	IMM Indicator	Department of Earthquake Risk Management and Urban Improvement	60	%	2022	80
		Number of Public Meetings, etc. Organized within the Scope of Planning Studies. Number of Events	IMM Indicator	Department of Reconstruction and Urban Development	89	Quantity	2022	80
		Silhouette Master Plan Completion Rate	IMM Indicator	Department of Reconstruction and Urban Development	100	%	2022	100
		Number of Completed Urban Design Projects	IMM Indicator	Department of Survey and Projects	18	Quantity	2022	20

## SUSTAINABLE DEVELOPMENT GOALS

### ISTANBUL METROPOLITAN MUNICIPALITY

Code	SDG Targets	IMM Indicators	Indicator Type	Monitoring Department	Current Data	Type of Data	Year of Data	2023 Target Data
11.3	By 2030, enhance inclusive and sustainable urbanization and capacity for participatory, integrated and sustainable human settlement planning and management in all countries	Number of New Master Plans Completed	IMM Indicator	Department of Reconstruction and Urban Development	10	Quantity	2022	6
		Three Dimensional City Model Publishing Platform Completion Rate	IMM Indicator	Department of Information Technologies	22.5	%	2022	35
		Completion Rate of High Scale Vision and Strategy Planning Process	IMM Indicator	Department of Reconstruction and Urban Development	85	%	2022	100
		Number of Events Organized on Digital Platforms	IMM Indicator	Department of Culture	1,597	Quantity	2022	1,320
		Number of Festivals Organized	IMM Indicator	Department of Culture	7	Quantity	2022	10
		Number of Cultural Events Organized	IMM Indicator	Department of Culture	6,210	Quantity	2022	4,585
		Number of International Organizations Held	IMM Indicator	Department of Culture	25	Quantity	2022	12
		Ratio of Total Cultural Assets Recorded in Inventory and Taken Under Protection	Istanbul Monitoring Indicator	Department of Cultural Heritage	25,000	%		
		Number of Decisions, Reports, etc. Output from Activities	IMM Indicator	Department of Cultural Heritage	8	Quantity	2022	1
		Number of reports sent to different institutions (in the field of Cultural Heritage)	IMM Indicator	Department of Cultural Heritage	150	Quantity	2022	200
11.4	Strengthen efforts to protect and safeguard the world's cultural and natural heritage	Number of Improved and Enriched Movable Cultural Assets	IMM Indicator	Department of Cultural Heritage	17,471	Quantity	2022	17,617
		Number of Individuals Benefiting from Libraries Under IMM's Responsibility	IMM Indicator	Department of Cultural Heritage	2,911,537	Individuals	2022	4,390,000



# Sustainable Cities and Communities

## SUSTAINABLE DEVELOPMENT GOALS

### ISTANBUL METROPOLITAN MUNICIPALITY

Code	SDG Targets	IMM Indicators	Indicator Type	Monitoring Department	Current Data	Type of Data	Year of Data	2023 Target Data
11.4	Strengthen efforts to protect and safeguard the world's cultural and natural heritage	Number of Survey, Restitution and Restoration Applications of Historical Tombs, Fountains and Cemetery Areas in Istanbul	IMM Indicator	Department of Cultural Heritage	40	Quantity	2022	60
		Number of Promotional, Informative Feature Documentary Films Produced about Istanbul	IMM Indicator	Press and Public Relations Department	1	Quantity	2022	2
		Number of Books Themed, Prepared and Published on Istanbul	IMM Indicator	Press and Public Relations Department	8	Quantity	2022	2
		Number of Survey, Restitution, Restoration Projects Added to Istanbul Cultural Heritage Inventory	IMM Indicator	Department of Cultural Heritage	5,900	Quantity	2022	5,900
		Number of Data Added to Istanbul Cultural Heritage Inventory Database	IMM Indicator	Department of Cultural Heritage	139,672	Quantity	2022	80,280
		Ratio of updating Istanbul Cultural Assets Inventory	IMM Indicator	Department of Cultural Heritage	42	%	2022	90
		Number of Centers Created to Share Istanbul's Cultural Heritage with the Public	IMM Indicator	Department of Cultural Heritage	1	Quantity	2022	1*
		Number of Regional and Structure-Based Inspections Conducted by KUDEB	IMM Indicator	Department of Cultural Heritage	1,122	Quantity	2022	900
		Number of Cultural Assets Protection and Evaluation Projects	IMM Indicator	Department of Cultural Heritage	40	Quantity	2022	60
		Number of Conservation and Restoration Applications of Cultural Assets	IMM Indicator	Department of Cultural Heritage	25	Quantity	2022	30

## SUSTAINABLE DEVELOPMENT GOALS

### ISTANBUL METROPOLITAN MUNICIPALITY

Code	SDG Targets	IMM Indicators	Indicator Type	Monitoring Department	Current Data	Type of Data	Year of Data	2023 Target Data
11.4	Strengthen efforts to protect and safeguard the world's cultural and natural heritage	Number of Participants in Cultural Events	IMM Indicator	Department of Culture	4,316,456	Individuals	2022	4,110,000
		Number of Events Organized for the Protection of Cultural Heritage	IMM Indicator	Department of Cultural Heritage	5	Quantity	2022	1
		Number of Materials and Activities Prepared for Awareness Raising and Promotion Activities for the Protection of Cultural Heritage	IMM Indicator	Department of Cultural Heritage	15	Quantity	2022	15
		Number of Library Members	IMM Indicator	Department of Cultural Heritage	406,093	Individuals	2022	390,000
		Number of Museums	IMM Indicator	Department of Cultural Heritage	14	Quantity	2022	16
		Number of Museum and Cultural Building Construction and Implementation	IMM Monitoring Indicator	Department of Cultural Heritage	8	Quantity	2022	
		Number of Museum Visitors	IMM Indicator	Department of Cultural Heritage	442,652	Individuals	2022	414,000
		Number of Movable - Immovable Cultural Assets to be General Cleaning and Simple Maintenance and Repair within the Scope of Preventive Protection	IMM Indicator	Department of Cultural Heritage	2,000	Quantity	2022	2,000
		Number of Museum Artifacts with Restoration and Conservation Completed	IMM Indicator	Department of Cultural Heritage	5,594	Quantity	2022	145
		Number of Theater Plays Performed	IMM Indicator	Department of Culture	996	Quantity	2022	920
		Rate of Meeting Maintenance, Repair and Restoration Requests of Historical Buildings and Tombs	IMM Indicator	Department of Support Services	100	%	2022	100
		Occupancy Rate in Theater and Culture Centers	IMM Indicator	Department of Culture	79	%	2022	83



# Sustainable Cities and Communities

## SUSTAINABLE DEVELOPMENT GOALS

### ISTANBUL METROPOLITAN MUNICIPALITY

Code	SDG Targets	IMM Indicators	Indicator Type	Monitoring Department	Current Data	Type of Data	Year of Data	2023 Target Data
11.4	Strengthen efforts to protect and safeguard the world's cultural and natural heritage	Total Number of Libraries	IMM Indicator	Department of Cultural Heritage	50	Quantity	2022	60
		Number of Activities Organized to Raise Awareness on UNESCO World Heritage Sites	IMM Indicator	Department of Cultural Heritage	16	Quantity	2022	16
		Number of New Libraries Opened	IMM Indicator	Department of Cultural Heritage	21	Quantity	2022	10
		Number of New Cultural Spaces	IMM Indicator	Department of Culture	3	Quantity	2022	3
		Number of Movable Cultural Assets Developed and Enriched During the Year	IMM Indicator	Department of Cultural Heritage	148	Quantity	2022	100
		Number of Museums Put into Service During the Year	IMM Indicator	Department of Cultural Heritage	4	Quantity	2022	2
		Number of Tours Abroad	IMM Indicator	Department of Culture	2	Quantity	2022	5
		Number of Domestic Tours	IMM Indicator	Department of Culture	33	Quantity	2022	33
		Number of Fire Brigade Personnel Per 100,000 Person	IMM Indicator	Department of Fire Brigade	30	Individuals	2022	
		Average Time to Arrival for Emergency Health Cases	IMM Indicator	Department of Fire Brigade	5:52	dk:sn	2022	
11.5	By 2030, significantly reduce the number of deaths and the number of people affected and substantially decrease the direct economic losses relative to global gross domestic product caused by disasters, including water-related disasters, with a focus on protecting the poor and people in vulnerable situations	Rate of Identification of Disaster Priority Risk Areas	IMM Indicator	Department of Earthquake Risk Management and Urban Improvement	100	%	2022	100

## SUSTAINABLE DEVELOPMENT GOALS

### ISTANBUL METROPOLITAN MUNICIPALITY

Code	SDG Targets	IMM Indicators	Indicator Type	Monitoring Department	Current Data	Type of Data	Year of Data	2023 Target Data
11.5	By 2030, significantly reduce the number of deaths and the number of people affected and substantially decrease the direct economic losses relative to global gross domestic product caused by disasters, including water-related disasters, with a focus on protecting the poor and people in vulnerable situations	Completion Rate of Flooding/Flooding Works in the Determined Pilot Districts	IMM Indicator	Department of Earthquake Risk Management and Urban Improvement	60	%	2022	100
		Proportion of Districts with Earthquake Communication Activities	New Indicator	Department of Earthquake Risk Management and Urban Improvement	100	%	2022	100
		Number of Individuals Given Awareness Raising and Information Training	IMM Indicator	Department of Fire Brigade	433,429	Individuals	2022	
		Number of prepared/updated Fire Brigade Response Plans	IMM Indicator	Department of Fire Brigade	396	Quantity	2022	
		Number of updates to IMM Disaster and Emergency Response Plan	IMM Indicator	Department of Fire Brigade	4	Quantity	2022	4
		Completion Rate of Istanbul Earthquake Early Warning and Emergency Response System	IMM Indicator	Department of Earthquake Risk Management and Urban Improvement	60	%	2022	100 *
		Number of Drills Organized Against Possible Disasters That May Affect Istanbul	IMM Indicator	Department of Fire Brigade	2	Quantity	2022	
		Number of Fire Brigade Stations	IMM Indicator	Department of Fire Brigade	127	Quantity	2022	
		Number of Participants Trained in Fire Brigade Intervention Simulators (Attack, Observation, Fire House and Fire Explosion Containers)	IMM Indicator	Department of Fire Brigade	3,042	Individuals	2022	
		Number of Reports Prepared on Firefighting Technologies and Innovations	IMM Indicator	Department of Fire Brigade	4	Quantity	2022	



# Sustainable Cities and Communities

## SUSTAINABLE DEVELOPMENT GOALS

### ISTANBUL METROPOLITAN MUNICIPALITY

Code	SDG Targets	IMM Indicators	Indicator Type	Monitoring Department	Current Data	Type of Data	Year of Data	2023 Target Data
	By 2030, significantly reduce the number of deaths and the number of people affected and substantially decrease the direct economic losses relative to global gross domestic product caused by disasters, including water-related disasters, with a focus on protecting the poor and people in vulnerable situations	Completion Rate of Geological, Geotechnical, Survey and Microzonation Studies for Spatial Planning	IMM Indicator	Department of Earthquake Risk Management and Urban Improvement	60	%	2022	80
		Completion Rate of Hazard Based Operation Plans	IMM Indicator	Department of Fire Brigade	100	%	2022	
		IMM Ratio of Waste Processed in Mechanical, Biological Treatment Plants	IMM Indicator	Department of Environmental Protection and Control	10	%	2022	12
		Ratio of Waste Processed in Waste Incineration and Energy Generation on Plants	IMM Indicator	Department of Environmental Protection and Control	19	%	2022	20
		Ratio of Waste Sent Directly to Landfills	IMM Indicator	Department of Environmental Protection and Control	71	%	2022	68
		Amount of Solid Waste Arriving at IMM Solid Waste Facilities	IMM Indicator	Department of Environmental Protection and Control	16,838	Ton/day	2022	16,500
		Ratio of Waste Processed in IMM Recovery Facilities	IMM Indicator	Department of Environmental Protection and Control	29	%	2022	32
		Rate of removal of excavation, debris and illegal dumping in areas under the responsibility of IMM	IMM Indicator	Department of Road Maintenance and Infrastructure Coordination	100	%	2022	100
		Ratio of IMM's Electricity Consumption Covered by Solar Energy Systems	IMM Indicator	Department of Parks, Gardens, and Green Areas	3.4	%	2022	6.8

## SUSTAINABLE DEVELOPMENT GOALS

### ISTANBUL METROPOLITAN MUNICIPALITY

Code	SDG Targets	IMM Indicators	Indicator Type	Monitoring Department	Current Data	Type of Data	Year of Data	2023 Target Data
11.6	By 2030, reduce the adverse per capita environmental impact of cities, including by paying special attention to air quality and municipal and other waste management	Amount of Waste Transported from Solid Waste Transfer Stations to Recycling and Disposal Facilities	IMM Indicator	Department of Environmental Protection and Control	12,015	Ton/day	2022	11,700
		Urban Greenhouse Gas Emission Inventory Update Rate	IMM Indicator	Department of Environmental Protection and Control	100	%	2022	100
		Amount of Municipal Waste per Individuals	IMM Monitoring Indicator	IPA	1.13	kg/Individuals/day	2022	
		Corporate Waste Recovery/Recycling Rate	IMM Indicator	Department of Environmental Protection and Control	14	%	2022	15
		Amount of Medical Waste Collected and Disposed	IMM Indicator	Department of Environmental Protection and Control	86	Ton/day	2022	85
		Amount of Green Spaces Maintained	IMM Indicator	Department of Parks, Gardens, and Green Areas	57,780,087	m2	2022	59,146,984
		Completion Ratio of Biodiversity Map	IMM Indicator	Department of Parks, Gardens, and Green Areas	50	%	2022	70
		Number of Trees Planted	IMM Indicator	Department of Parks, Gardens, and Green Areas	59,181	Quantity	2022	56,500
		Number of Ecologically Restored Groves	IMM Indicator	Department of Parks, Gardens, and Green Areas	0	Quantity	2022	1
		Amount of Active Green Space per Individuals	IMM Indicator	Department of Parks, Gardens, and Green Areas	7.78	m2	2022	8.06
11.7	By 2030, provide universal access to safe, inclusive and accessible, green and public spaces, in particular for women and children, older persons and persons with disabilities	Amount of Revised Green Space	IMM Indicator	Department of Parks, Gardens, and Green Areas	510,994	m2	2022	735,000





# Sustainable Cities and Communities

## SUSTAINABLE DEVELOPMENT GOALS

### ISTANBUL METROPOLITAN MUNICIPALITY

Code	SDG Targets	IMM Indicators	Indicator Type	Monitoring Department	Current Data	Type of Data	Year of Data	2023 Target Data
11.7	By 2030, provide universal access to safe, inclusive and accessible, green and public spaces, in particular for women and children, older persons and persons with disabilities	Completion Rate of Green and Open Space System Development Study	IMM Indicator	Department of Parks, Gardens, and Green Areas	100	%	2022	100
		Amount of Green Areas Built During the Year	IMM Indicator	Department of Parks, Gardens, and Green Areas	1,164,306	m <sup>2</sup>	2022	4,030,000
11.a	Support positive economic, social and environmental links between urban, peri-urban and rural areas by strengthening national and regional development and regional planning	Completion Rate of High Scale Vision and Strategy Planning Process	IMM Indicator	Department of Reconstruction and Urban Development	85	%	2022	100
		IMM Disaster and Emergency Response Plan Update Amount	IMM Indicator	Department of Fire Brigade	4	Quantity	2022	4
11.b	By 2020, substantially increase the number of cities and human settlements adopting and implementing integrated policies and plans towards inclusion, resource efficiency, mitigation and adaptation to climate change, resilience to disasters, and develop and implement, in line with the Sendai Framework for Disaster Risk Reduction 2015-2030, holistic disaster risk management at all levels	Completion Rate of Istanbul Earthquake Early Warning and Emergency Response System	IMM Indicator	Department of Earthquake Risk Management and Urban Improvement	60	%	2022	100*
		Completion Rate of Danger Based Operation Plans	IMM Indicator	Department of Earthquake Risk Management and Urban Improvement	100	%	2022	100
		Completion Rate of Green and Open Space System Development Study	IMM Indicator	Department of Parks, Gardens, and Green Areas	100	%	2022	100



# Responsible Consumption and Production

## SUSTAINABLE DEVELOPMENT GOALS

### ISTANBUL METROPOLITAN MUNICIPALITY

Code	SDG Targets	IMM Indicators	Indicator Type	Monitoring Department	Current Data	Type of Data	Year of Data	2023 Target Data
12.1	Implement the 10-Year Framework of Programmes on Sustainable Consumption and Production Patterns, all countries taking action, with developed countries taking the lead, taking into account the development and capabilities of developing countries	Proportion of Treated Wastewater	IMM Indicator	Istanbul Water and Sewerage Administration	100	%	2022	100
		Ratio of Wastewater Treated with Biological and Advanced Biological Treatment	Istanbul Monitoring Indicator	Istanbul Water and Sewerage Administration	40.68	%	2022	54.73
12.2	By 2030, achieve the sustainable management and efficient use of natural resources	Number of Units Sent for Recycling within the Scope of Electronic Waste Recycling	IMM Monitoring Indicator	Department of Environmental Protection and Control	8,771	Quantity	2022	
		Number of Units Collected for Electronic Waste Recycling	IMM Monitoring Indicator	Department of Environmental Protection and Control	11,186	Quantity	2022	
		Number of Units Rendered Reusable within the Scope of Electronic Waste Recovery	IMM Monitoring Indicator	Department of Environmental Protection and Control	1,589	Quantity	2022	
		Ratio of IMM's Electricity Consumption Covered by Solar Energy Systems	IMM Indicator	Department of Parks, Gardens, and Green Areas	3.4	%	2022	6.8
		Ratio of Waste Processed in IMM Recovery Facilities	IMM Indicator	Department of Environmental Protection and Control	29	%	2022	32
		Corporate Waste Recovery/Recycling Rate	IMM Indicator	Department of Environmental Protection and Control	14	%	2022	15
		Amount of Recycled/Recovered Material at IMM Recovery Facilities	New Indicator	Department of Environmental Protection and Control	191	Ton/Year	2022	170
		Number of Training-Informative Individuals for Healthy Food Consumption	IMM Indicator	Department of Agricultural Services	15,316	Individuals	2022	



# Responsible Consumption and Production

## SUSTAINABLE DEVELOPMENT GOALS

### ISTANBUL METROPOLITAN MUNICIPALITY

Code	SDG Targets	IMM Indicators	Indicator Type	Monitoring Department	Current Data	Type of Data	Year of Data	2023 Target Data
12.4	By 2020, achieve the environmentally sound management of chemicals and all wastes throughout their life cycle, in accordance with agreed international frameworks, and significantly reduce their release to air, water and soil in order to minimize their adverse impacts on human health and the environment	Amount of Medical Waste Collected and Disposed	IMM Indicator	Department of Environmental Protection and Control	86	Ton/day	2022	85
		Amount of Petroleum Derived Wastes from Marine Vehicles Recovered to the Economy	IMM Indicator	Department of Environmental Protection and Control	38,159	m <sup>3</sup> /Year	2022	36,000
12.5	By 2030, substantially reduce waste generation through prevention, reduction, recycling and reuse	Amount of material recycled/recovered at IMM Recovery Facilities	New Indicator	Department of Environmental Protection and Control	191	Ton/day	2022	170
		Ratio of Waste Processed in IMM Recovery Facilities	IMM Indicator	Department of Environmental Protection and Control	29	%	2022	32
		Corporate Waste Recovery/Recycling Rate	IMM Indicator	Department of Environmental Protection and Control	14	%	2022	15

## SUSTAINABLE DEVELOPMENT GOALS

### ISTANBUL METROPOLITAN MUNICIPALITY

Code	SDG Targets	IMM Indicators	Indicator Type	Monitoring Department	Current Data	Type of Data	Year of Data	2023 Target Data
12.8	By 2030, ensure that people everywhere have the relevant information and awareness for sustainable development and lifestyles in harmony with nature	Number of Activities Organized to Raise Environmental Awareness	IMM Indicator	Department of Environmental Protection and Control	231	Quantity	2022	305
		Number of Individuals Reached for Raising Environmental Awareness	IMM Indicator	Department of Environmental Protection and Control	34,297	Individuals	2022	51,600
		Number of Individuals Receiving Energy Efficiency Awareness Training	IMM Indicator	Department of Parks, Gardens, and Green Areas	3,143	Individuals	2022	10,000
		Number of Participants in Sustainability Literacy Trainings	New Indicator	Department of Human Resources and Training	2,899	Individuals	2022	3,000
		Number of Students Trained and Informed on Applied Agricultural Education and Healthy Food Consumption	IMM Indicator	Department of Agricultural Services	30,290	Individuals	2022	
12.c	Rationalize inefficient fossil-fuel subsidies that encourage wasteful consumption by removing market distortions, in accordance with national circumstances, including by restructuring taxation and phasing out those harmful subsidies, where they exist, to reflect their environmental impacts, taking fully into account the specific needs and conditions of developing countries and minimizing the possible adverse impacts on their development in a manner that protects the poor and the affected communities	Ratio of IMM's Electricity Consumption Covered by Solar Energy Systems	IMM Indicator	Department of Parks, Gardens, and Green Areas	3.4	%	2022	6.8
		Solar Energy Systems Energy Installed Power Amount	IMM Indicator	Department of Parks, Gardens, and Green Areas	4,201	kWp	2022	7,700



## SUSTAINABLE DEVELOPMENT GOALS

### ISTANBUL METROPOLITAN MUNICIPALITY

Code	SDG Targets	IMM Indicators	Indicator Type	Monitoring Department	Current Data	Type of Data	Year of Data	2023 Target Data
13.1	Strengthen resilience and adaptive capacity to climate-related hazards and natural disasters in all countries	Number of Projects Implemented to Combat Climate Change	IMM Indicator	Department of Environmental Protection and Control	5	Quantity	2022	7
		Rate of Identification of Disaster Priority Risk Areas	IMM Indicator	Department of Earthquake Risk Management and Urban Improvement	100	%	2022	100
		Completion Rate of Istanbul Earthquake Early Warning and Emergency Response System	IMM Indicator	Department of Earthquake Risk Management and Urban Improvement	60	%	2022	100*
		Number of Buildings at Risk of Earthquake (medium damage and above)	Istanbul Monitoring Indicator	Department of Earthquake Risk Management and Urban Improvement	258,000	Quantity	2022	
		Number of Buildings in Areas Under Flood Risk	Istanbul Monitoring Indicator	Department of Earthquake Risk Management and Urban Improvement	43,000	Quantity	2020	
		Number of Fire Brigade Personnel per 100,000 people	IMM Indicator	Department of Fire Brigade	30	Individuals	2022	30
		Average Arrival Time to Fires	IMM Indicator	Department of Fire Brigade	6:20	dk:sn	2022	6:00
		Completion Rate of Hazard Based Operation Plans	IMM Indicator	Department of Fire Brigade	100	%	2022	100
		Number of updates to IMM Disaster and Emergency Response Plan	IMM Indicator	Department of Fire Brigade	4	Quantity	2022	4

## SUSTAINABLE DEVELOPMENT GOALS

### ISTANBUL METROPOLITAN MUNICIPALITY

Code	SDG Targets	IMM Indicators	Indicator Type	Monitoring Department	Current Data	Type of Data	Year of Data	2023 Target Data
13.2	Integrate climate change measures into national policies, strategies and planning	Number of Climate Change Action Plans focused on Mitigation and Adaptation	New Indicator	Department of Environmental Protection and Control	1	Quantity	2022	1
		Rate of Realization of Follow-up of Mitigation and Adaptation Studies of Climate Change Action Plan	New Indicator	Department of Environmental Protection and Control	100	%	2022	100
		Rate of Completion of the Biodiversity Map	IMM Indicator	Department of Parks, Gardens, and Green Areas	50	%	2022	70
		Preparation of an Urban Green Space Action Plan to be Implemented Simultaneously with Mitigation and Adaptation Activities against the Negative Impacts of Climate Change and Possible Scenarios	IMM Indicator	Department of Parks, Gardens, and Green Areas	11	%	2022	100
		Conducting Ecological Impact Assessment for Anthropogenic Activities in the City during Planning, Project Design and Implementation Phases	IMM Indicator	Department of Parks, Gardens, and Green Areas	100	Quantity	2022	100
		Share of Sea Transportation in Public Transportation	IMM Indicator	Department of Transportation	05,7	%	2022	08



# Climate Action

## SUSTAINABLE DEVELOPMENT GOALS

### ISTANBUL METROPOLITAN MUNICIPALITY

Code	SDG Targets	IMM Indicators	Indicator Type	Monitoring Department	Current Data	Type of Data	Year of Data	2023 Target Data
13.3	Improve education, awareness-raising and human and institutional capacity on climate change mitigation, adaptation, impact reduction and early warning	Amount of Recycled/Recovered Material at IMM Recovery Facilities	New Indicator	Department of Environmental Protection and Control	14000	Ton	2022	13000
		Number of Activities Organized to Raise Environmental Awareness	IMM Indicator	Department of Environmental Protection and Control	231	Quantity	2022	305
		Number of Studies (Research, Project) for the Protection and Development of the Environment	IMM Indicator	Department of Environmental Protection and Control	2	Quantity	2022	5
		Number of Projects Implemented to Combat Climate Change	IMM Indicator	Department of Environmental Protection and Control	5	Quantity	2022	7
		Number of Individuals Reached to Raise Awareness on Climate Change and Its Impacts	IMM Indicator	Department of Environmental Protection and Control	4,699	Individuals	2022	13,500
		Ratio of updating Urban Greenhouse Gas Emission Inventory	IMM Indicator	Department of Environmental Protection and Control	100	%	2022	
		Amount of Greenhouse Gas Emissions per Individual (Carbon Footprint)	Istanbul Monitoring Indicator	IPA	3,3	tCO2e/Individuals	2021	
		Ratio of Waste Processed in IMM Recovery Facilities	IMM Indicator	Department of Parks, Gardens, and Green Areas	29	%	2022	
		Number of Events Organized to Protect the Urban Ecosystem and Wildlife	IMM Indicator	Department of Parks, Gardens, and Green Areas	10	Quantity	2022	10
		Bicycle Lane Length	New Indicator	Department of Transportation	451,85	km	2022	550*
		Number of Air Quality Monitoring Points by IMM	IMM Monitoring Indicator	Department of Environmental Protection and Control	27	Quantity	2022	



# Life Below Water

## SUSTAINABLE DEVELOPMENT GOALS

### ISTANBUL METROPOLITAN MUNICIPALITY

Code	SDG Targets	IMM Indicators	Indicator Type	Monitoring Department	Current Data	Type of Data	Year of Data	2023 Target Data
14.1	By 2025, prevent and significantly reduce marine pollution of all kinds, in particular from land-based activities, including marine debris and nutrient pollution	Number of Audits Conducted within the Scope of Environmental Management	IMM Indicator	Department of Environmental Protection and Control	1874*	Quantity	2022	
		Number of Vessels Provided with Waste Collection Service	IMM Indicator	Department of Environmental Protection and Control	10,497	Quantity	2022	11,000
		Total Amount of Waste Received from Marine Vehicles	IMM Indicator	Department of Environmental Protection and Control	263,079	m^3	2022	265,700
		Amount of Garbage Waste Received from Marine Vehicles	IMM Indicator	Department of Environmental Protection and Control	15,311	m^3/Year	2022	15,000
		Amount of Oil Derived Waste Received from Marine Vehicles	IMM Indicator	Department of Environmental Protection and Control	194,013	m^3/Year	2022	200,000
		Amount of Sewage Waste Received from Marine Vehicles	IMM Indicator	Department of Environmental Protection and Control	53,130	m^3/Year	2022	50,000
		Amount of Waste Received from Exhaust Cleaning Systems of Marine Vehicles	IMM Indicator	Department of Environmental Protection and Control	625	m^3/Year	2022	700
		Number of Events/Conferences/ Trainings Organized and Institutions Visited to Raise Awareness on Marine Cleanliness	IMM Indicator	Department of Environmental Protection and Control	66	Quantity	2022	65
		Amount of Waste and Seaweed Collected from Sea Surface, Coast and Beaches	IMM Indicator	Department of Environmental Protection and Control	38,871	m^3/Year	2022	40,000
		Amount of Teressubat Discharged from Golden Horn and Dereagzi	IMM Indicator	Department of Environmental Protection and Control	49,127	m^3/Year	2022	70,000
		Ratio of Wastewater Treated with Biological and Advanced Biological Treatment	New Indicator	Istanbul Water and Sewerage Administration	40.68	%	2022	54.73



# Life Below Water

## SUSTAINABLE DEVELOPMENT GOALS

### ISTANBUL METROPOLITAN MUNICIPALITY

Code	SDG Targets	IMM Indicators	Indicator Type	Monitoring Department	Curent Data	Type of Data	Year of Data	2023 Target Data
<b>14.4</b>	By 2020, effectively regulate harvesting and end overfishing, illegal, unreported and unregulated fishing and destructive fishing practices and implement science-based management plans, in order to restore fish stocks in the shortest time feasible, at least to levels that can produce maximum sustainable yield as determined by their biological characteristics	Number of Fishery Products Sales Points Inspected and Controlled	IMM Indicator	Department of Agricultural Services	2,000	Quantity	2022	2000
<b>14.5</b>	By 2020, conserve at least 10 per cent of coastal and marine areas, consistent with national and international law and based on the best available scientific information	Number of Blue Flag Beaches and Marinas	Istanbul Monitoring Indicator	Department of Environmental Protection and Control	4	Quantity	2021	
<b>14.b</b>	Provide access for small-scale artisanal fishers to marine resources and markets	Number of Boats Supported for Small Scale Fishermen	New Indicator	Department of Agricultural Services	1,300	Quantity	2022	1300



# Life on Land

## SUSTAINABLE DEVELOPMENT GOALS

### ISTANBUL METROPOLITAN MUNICIPALITY

Code	SDG Targets	IMM Indicators	Indicator Type	Monitoring Department	Curent Data	Type of Data	Year of Data	2023 Target Data
<b>15.1</b>	By 2020, ensure the conservation, restoration and sustainable use of terrestrial and inland freshwater ecosystems and their services, in particular forests, wetlands, mountains and drylands, in line with obligations under international agreements	Number of Events Organized within the Scope of Developing Cooperation with Stakeholders in Environmental Management	IMM Indicator	Department of Environmental Protection and Control	231	Quantity	2022	305
		Ratio of Forested Land to Total Land Size	Istanbul Monitoring Indicator	IPA	45	%	2021	
		Amount of Green Areas that Went Through Maintenance	IMM Indicator	Department of Parks, Gardens, and Green Areas	57,780.087	m2	2022	59,146,983
		Number of Trees Planted	IMM Indicator	Department of Parks, Gardens, and Green Areas	59,181	Quantity	2022	56500
		Number of Ecologically Restored Groves	IMM Indicator	Department of Parks, Gardens, and Green Areas	1	Quantity	2022	1
		Amount of Revised Green Space	IMM Indicator	Department of Parks, Gardens, and Green Areas	510.994	m2	2022	735,000
		Silvi Cultural Number of Trees Maintained and Restored	IMM Indicator	Department of Parks, Gardens, and Green Areas	397.349	Quantity	2022	303,100
		Amount of Green Areas Built in the Year	IMM Indicator	Department of Parks, Gardens, and Green Areas	1,164,306.00	m2	2022	4,030,000
		Rate of Completion of the Biodiversity Map	IMM Indicator	Department of Parks, Gardens, and Green Areas	50	%	2022	70



# Life on Land

## SUSTAINABLE DEVELOPMENT GOALS

### ISTANBUL METROPOLITAN MUNICIPALITY

Code	SDG Targets	IMM Indicators	Indicator Type	Monitoring Department	Current Data	Type of Data	Year of Data	2023 Target Data
15.1	By 2020, ensure the conservation, restoration and sustainable use of terrestrial and inland freshwater ecosystems and their services, in particular forests, wetlands, mountains and drylands, in line with obligations under international agreements	Number of Events Organized to Protect the Urban Ecosystem and Wildlife	IMM Indicator	Department of Parks, Gardens, and Green Areas	10	Quantity	2022	10
		Completion rate of the Action Plan for Conservation Work	New Indicator	Department of Reconstruction and Urban Development	85	%	2022	100
15.2	By 2020, promote the implementation of sustainable management of all types of forests, halt deforestation, restore degraded forests and substantially increase afforestation and reforestation globally	Number of protected and cultivated plant species	IMM Indicator	Department of Parks, Gardens, and Green Areas	10	Quantity	2022	12
		Number of Events Organized to Protect the Urban Ecosystem and Wildlife	IMM Indicator	Department of Parks, Gardens, and Green Areas	10	Quantity	2022	10
15.3	By 2030, combat desertification, restore degraded land and soil, including land affected by desertification, drought and floods, and strive to achieve a land degradation-neutral world	Area of Agricultural and Forestry Land Inspected During the Year	New Indicator	IPA		ha		
		Proportion of Degraded Land on Total Land Area	Istanbul Monitoring Indicator	IPA		%		

## SUSTAINABLE DEVELOPMENT GOALS

### ISTANBUL METROPOLITAN MUNICIPALITY

Code	SDG Targets	IMM Indicators	Indicator Type	Monitoring Department	Current Data	Type of Data	Year of Data	2023 Target Data
15.5	Take urgent and significant action to reduce the degradation of natural habitats, halt the loss of biodiversity and, by 2020, protect and prevent the extinction of threatened species	Number of Endemic Taxa	Istanbul Monitoring Indicator	IPA	54	Quantity	2018	
		Number of Events Organized to Protect the Urban Ecosystem and Wildlife	IMM Indicator	Department of Parks, Gardens, and Green Areas	10	Quantity	2022	10
15.9	By 2020, integrate ecosystem and biodiversity values into national and local planning, development processes, poverty reduction strategies and accounts	Completion Rate of Biodiversity Map	IMM Indicator	Department of Parks, Gardens, and Green Areas	50	%	2022	70
		Number of Events Organized to Protect the Urban Ecosystem and Wildlife	IMM Indicator	Department of Parks, Gardens, and Green Areas	10	Quantity	2022	10



# Peace, Justice and Strong Institutions

## SUSTAINABLE DEVELOPMENT GOALS

### ISTANBUL METROPOLITAN MUNICIPALITY

Code	SDG Targets	IMM Indicators	Indicator Type	Monitoring Department	Curent Data	Type of Data	Year of Data	2023 Target Data
16.1	Significantly reduce all forms of violence and related death rates everywhere	Proportion of the Population Feeling Safe Walking Alone at Night	Istanbul Monitoring Indicator	IPA	49.7	%	2019	
		Number of Women's Solidarity Houses	New Indicator	Department of Social Services	1	Quantity	2022	2
16.3	Promote the rule of law at the national and international levels and ensure equal access to justice for all	Rate of Access to Protection and Support Services for Victims of Violence	Istanbul Monitoring Indicator	IPA	0.137	%	2022	
		Number of Individuals Provided Legal Support in the Field of Social Rights	IMM Indicator	Department of Social Services	1,382	Individuals	2022	7,885
16.6	Develop effective, accountable and transparent institutions at all levels	Ratio of Applications to the 153 Solution Center Delivered to the Right Unit	IMM Indicator	Press and Public Relations Department	95%	%	2022	99%
		Overall Satisfaction Rate of Public Relations Communication Activities	IMM Indicator	Press and Public Relations Department	87%	%	2022	87%
		Number of Public, Institutions and Organizations Newly Integrated into the Corporate City Information System Application	IMM Indicator	Department of Information Technologies	10	Quantity	2022	10
		Utilization Rate of the Units in the Project Management System	IMM Indicator	Department of Information Technologies	100	%	2022	100
		Number of Projects awarded from National and International Organizations	IMM Indicator	Department of Foreign Affairs	23	Quantity	2022	25
		Total Grants Obtained from National and International Projects	IMM Indicator	Department of Foreign Affairs	283,612,038	TL	2022	80,000,000

## SUSTAINABLE DEVELOPMENT GOALS

### ISTANBUL METROPOLITAN MUNICIPALITY

Code	SDG Targets	IMM Indicators	Indicator Type	Monitoring Department	Curent Data	Type of Data	Year of Data	2023 Target Data
16.6	Develop effective, accountable and transparent institutions at all levels	Ratio of Real Estate Revenues in Municipality's Own Revenues	IMM Indicator	Department of Real Estate Expropriation	22	%	2022	30
		Compliance Rate with Expropriation on Budget	IMM Indicator	Department of Real Estate Expropriation	98	%	2022	100
		Rental Income Collection Rate	IMM Indicator	Department of Real Estate Expropriation	54	%	2022	90
		Ratio of Expropriation through Reconciliation	IMM Indicator	Department of Real Estate Expropriation	0	%	2022	55
		Rate of Improvement in Organization Standards	IMM Indicator	Department of Human Resources and Training	50	%	2022	65
		Number of Managers Included in the Manager Training and Performance Competencies Training Program	IMM Indicator	Department of Human Resources and Training	1,851	Individuals	2022	1,851
		Revenue Budget Compliance Rate	IMM Indicator	Department of Financial Services	100	%	2022	100
		Expense Budget Compliance Rate	IMM Indicator	Department of Financial Services	97.89	%	2022	100
		Rate of Compliance with Financing Budget (Loan Principal Payments)	IMM Indicator	Department of Financial Services	97	%	2022	96



# Peace, Justice and Strong Institutions

## SUSTAINABLE DEVELOPMENT GOALS

### ISTANBUL METROPOLITAN MUNICIPALITY

Code	SDG Targets	IMM Indicators	Indicator Type	Monitoring Department	Curent Data	Type of Data	Year of Data	2023 Target Data
<b>16.7</b>	Ensure responsive, inclusive, participatory and representative decision-making at all levels	Number of Surveys Conducted to Support Citizen Participation	New Indicator	Press and Public Relations Department	35,061	Quantity	2022	40,000
		Proportion of City Planning Studies Operated through Participation Mechanisms	IMM Indicator	Department of Reconstruction and Urban Development	70	%	2022	80
		Number of Public Meetings Organized within the Scope of Planning Studies. Number of Events	IMM Indicator	Department of Reconstruction and Urban Development	89	Quantity	2022	80
		Number of Activities Organized to Increase Employee Loyalty	IMM Indicator	Department of Human Resources and Training	0	Quantity	2022	2
		Proportion of Young Local Elected Officials	Istanbul Monitoring Indicator	IPA	%			
		Budget allocated to activities resulting from participatory budget studies	New Indicator	Department of Strategy Development	157,170,000	TL	2022	396,543,000
<b>16.8</b>	Broaden and strengthen the participation of developing countries in the institutions of global governance	Number of International Organizations and Networks of which IMM is a Member	IMM Monitoring Indicator	Department of Foreign Affairs	20	Quantity	2022	20
		Number of International Organizations and Networks in which IMM is on the Board of Directors	IMM Monitoring Indicator	Department of Foreign Affairs	1	Quantity	2022	1
<b>16.b</b>	Promote and enforce non-discriminatory laws and policies for sustainable development	Number of Individuals Provided Legal Support in the Field of Social Rights	IMM Indicator	Department of Social Services	1,382	Individuals	2022	7,885




# Partnerships for the Goals

## SUSTAINABLE DEVELOPMENT GOALS

### ISTANBUL METROPOLITAN MUNICIPALITY

Code	SDG Targets	IMM Indicators	Indicator Type	Monitoring Department	Curent Data	Type of Data	Year of Data	2023 Target Data
<b>17.3</b>	Mobilize additional financial resources for developing countries from multiple sources	Number of Contacts and Cooperation with Units on National and International Grants and Funds	IMM Indicator	Department of Foreign Affairs	80	Quantity	2022	80
		Number of Project Applications Prepared for National and International Grants and Funds	IMM Indicator	Department of Foreign Affairs	87	Quantity	2022	100
		Number of Events Organized for Project Preparation, Management and Experience Sharing for Grants and Funds Offered by National and International Organizations	IMM Indicator	Department of Foreign Affairs	80	Quantity	2022	80
		Total Grants Obtained from National and International Projects	IMM Indicator	Department of Foreign Affairs	283,612,038	TL	2022	80,000,000
<b>17.6</b>	Enhance North-South, South-South and triangular regional and international cooperation on and access to science, technology and innovation and enhance knowledge sharing on mutually agreed terms, including through improved coordination among existing mechanisms, in particular at the United Nations level, and through a global technology facilitation mechanism	Number of in-house briefings on the EU acquis, Turkey-EU relations, EU member states and EU institutions	IMM Indicator	Department of Foreign Affairs	40	Quantity	2022	40





# Partnerships for the Goals

## SUSTAINABLE DEVELOPMENT GOALS

### ISTANBUL METROPOLITAN MUNICIPALITY

Code	SDG Targets	IMM Indicators	Indicator Type	Monitoring Department	Current Data	Type of Data	Year of Data	2023 Target Data
17.9	Enhance international support for implementing effective and targeted capacity-building in developing countries to support national plans to implement all the Sustainable Development Goals, including through North-South, South-South and triangular cooperation	Number of Contacts and Cooperation with Units on National and International Grants and Funds	IMM Indicator	Department of Foreign Affairs	80	Quantity	2022	80
		Number of Project Applications Prepared for National and International Grants and Funds	IMM Indicator	Department of Foreign Affairs	87	Quantity	2022	100
		Number of Events Organized for Project Preparation, Management and Experience Sharing for Grants and Funds Offered by National and International Organizations	IMM Indicator	Department of Foreign Affairs	80	Quantity	2022	80
17.14	Enhance policy coherence for sustainable development	Total Grants Obtained from National and International Projects	IMM Indicator	Department of Foreign Affairs	283,612,038	TL	2022	80,000,000
		Establishment of VLR Monitoring Mechanism	New Indicator	Department of Strategy Development	1	Quantity	2022	1

## SUSTAINABLE DEVELOPMENT GOALS

### ISTANBUL METROPOLITAN MUNICIPALITY

Code	SDG Targets	IMM Indicators	Indicator Type	Monitoring Department	Current Data	Type of Data	Year of Data	2023 Target Data
17.16	Enhance the Global Partnership for Sustainable Development, complemented by multi-stakeholder partnerships that mobilize and share knowledge, expertise, technology and financial resources, to support the achievement of the Sustainable Development Goals in all countries, in particular developing countries	Number of In-House Briefings on the EU Acquis, Turkey-EU Relations, EU Member States and EU Institutions	IMM Indicator	Department of Foreign Affairs	40	Quantity	2022	40
		Number of contacts and cooperation with national and international institutions, organizations and NGOs for funds and grants	IMM Indicator	Department of Foreign Affairs	40	Quantity	2022	40
		Number of Visits and Events Organized within the Scope of International Cooperation	IMM Indicator	Department of Foreign Affairs	165	Quantity	2022	170
17.17	Encourage and promote effective public, public-private and civil society partnerships, building on the experience and resourcing strategies of partnerships	Number of VLR Annual Monitoring Reports	New Indicator	Department of Strategy Development	1	Quantity		1
		Number of Work, Activities, Projects Implemented in Cooperation with NGOs and Private Sector	New Indicator	IPA		Quantity		
		Number of Individuals Reached in Institution - NGO Visits	IMM Indicator	Press and Public Relations Department	86,131	Individuals	2022	150,000
17.18	By 2020, enhance capacity-building support to developing countries, including for least developed countries and small island developing States, to increase significantly the availability of high-quality, timely and reliable data disaggregated by income, gender, age, race, ethnicity, migratory status, disability, geographic location and other characteristics relevant in national contexts	Increasing Volume of Big Data repository over the Year	IMM Indicator	Department of Information Technologies	32	TB	2022	40
		Number of data sets published on IMM Open Data Portal	New Indicator	Department of Information Technologies	287	Quantity	2022	392
		Number of Individuals Benefiting from Digital Data Access	IMM Indicator	Department of Cultural Heritage	53,034	Individuals	2022	60,000





