

This Voluntary Local Review 2020 (VLR 2020) is based on the City of Hanover's Sustainability Report 2020, which comprises six parts:

Part 1 OVERVIEW AND OUTLOOK

Part 2 ENVIRONMENTAL DIMENSION

Part 3 ECONOMIC DIMENSION

Part 4 SOCIAL DIMENSION

Part 5 CULTURAL DIMENSION

Part 6 GOOD GOVERNANCE DIMENSION

Full details are available at:

www.hannover.de/nachhaltigkeitsbericht-lhh

Concept, text and editing: Susanne Wildermann, Brigitta Rawe, Dominic Breyvogel

Responsible in accordance with German press law: Susanne Wildermann

Proofreading: Robert Exner, www.fundwort.de, Susanne Bühner, www.mediengut.com

Design: www.fischhase.de

As at December 2020, first edition

2030 Agenda for Sustainable Development

HANOVER ON THE PATH TO SUSTAINABILITY

Voluntary Local Review 2020

FOREWORD	6
.....	
OVERVIEW	
.....	
Sustainable municipalities – an introduction	8
Hanover on the path to sustainability	10
Shaping and taking responsibility at a local level	13
How to read the Voluntary Local Review 2020	17
.....	
LOCAL IMPLEMENTATION	
.....	
ENVIRONMENTAL DIMENSION	21
ECONOMIC DIMENSION	53
SOCIAL DIMENSION	71
CULTURAL DIMENSION	109
GOOD GOVERNANCE DIMENSION	129
.....	

OUTLOOK

Framework for successful sustainability activities	151
--	-----

ANNEX

Overview of the connections between the City of Hanover's system of goals and the 2030 Agenda	155
Overview of the catalogue of goals, indicators and selected programmes, projects and measures of the City of Hanover	178
This Voluntary Local Review 2020 was produced with the assistance of ...	197
List of Indicators	200
List of Tables and Figures	204
Sources	206



FOREWORD

Dear Readers,

Hanover, the capital of the German federal state of Lower Saxony, has pursued the model of sustainable urban development for around 25 years. In recognition of this ambitious process, Hanover received the German Sustainability Award in the category “Germany’s Most Sustainable Major City 2018”. The jury made the following comments, among others: “Hanover is a prime example of sustainable urban development. In meeting the challenges of the future, the capital of Lower Saxony (...) combines an integrated and strategic approach with a variety of creative practical projects and a strong participatory culture.”

This accolade is testament to Hanover’s sustainability strategy. It not only honours everyone involved from government, politics and urban society, but also motivates and obliges them to continue on this journey – one which has an environmental, economic, social and cultural dimension.

Hanover is taking this journey with many different people. The desire to shape a sustainable future is widely shared in our city: in the scientific and research communities, educational institutions, local businesses, utilities and municipal enterprises, associations, federations and initiatives focusing on environmental, social and development policy, artists, volunteers and above all among the cosmopolitan residents of the city of Hanover.

With this in mind, we maintain close contact with other municipalities: Hanover has joined together with almost 200 German cities and local authorities to form the “Club of the 2030 Agenda Municipalities” that adopted the resolution of the Association of German Cities “2030 Agenda – Shaping Sustainability at Municipal Level”. Momentum has also been provided by the “Sustainable City dialogue – mayors for sustainable development in municipalities”, which Hanover is holding with 30 other German municipalities. The strategic position paper that resulted from this dialogue takes the following view of the future: “Sustainability is a major task at municipal level. In the future, our cities will look different than what we are used to today (...)” [1]


This position paper is from November 2019. No one could have known that this prediction would become reality so quickly and dramatically: Since early 2020, and the global onset of the pandemic, every city has faced completely new challenges. In addition to the huge challenges of climate change, digitalisation and globalisation, new priorities are emerging in the work and expenditure of municipalities.

What does this mean for business and cultural life in city centres and neighbourhoods? How do we ensure that the weakest in our communities are not left behind and that everyone can participate equally in society? How can we embrace cultural diversity and learn from each other? How can we pursue our ambitious climate targets with renewed vigour? How do we need to shape democratic negotiation processes and digitalisation?

And how do we fulfil the central promise of the 2030 Agenda adopted by the United Nations in 2015: “Leave No One Behind” (LNOB).

To succeed in transforming our cities, we will need our partners in local, national and international networks even more than we do today. The global development goals of the 2030 Agenda show us a path that we can successfully take together – in Hanover, with other municipal networks such as the German “SDG municipalities” or the “European Cities”, through to global (project) partnerships.

But where does Hanover stand on this sustainable development path? Answers can be found in the Voluntary Local Review 2020 (VLR 2020), which is modelled on the first indicator-based “Sustainability Report 2020” for the city as a whole. In the interests of “good governance”, we want to use the VLR 2020 to stimulate discussion, strengthen cooperation, set an example, outline where action is needed and encourage the pursuit of sustainable development in all areas.



Belit Onay
Mayor of the City of Hanover

We would like to warmly thank all our colleagues from the departments of the city government that were involved, as well as everyone else who helped produce this VLR 2020. We are also grateful to the Association of German Cities (Deutscher Städtetag), whose support enabled us to submit this VLR 2020 to the United Nations. In doing so, Hanover joins the community of some 200 cities around the world that are members of the initiative.

Last but not least, we would like to thank the many people who champion sustainable development worldwide and encourage us here in Hanover to continue taking responsibility – for Hanover in the world, and for the world in Hanover.



Anja Ritschel
Director of Economic and Environmental Affairs of
the City of Hanover



OVERVIEW

Sustainable municipalities – an introduction

“Sustainable development is development (...) that meets the needs of the present without compromising the ability of future generations to meet their own needs.”

This definition of sustainability originates from the 1987 report by the Brundtland Commission entitled “Our common future” [2], which is regarded as having started the worldwide debate about sustainable development that is both global and local and concerns all areas of society. Since then, the United Nations, countries, organisations and municipalities have been involved in pursuing the model of sustainable development.

The Brundtland definition has remained the universal one to this day, but has become more differentiated over time. The following Voluntary Local Review 2020 (VLR 2020) of the City of Hanover uses the definitions provided by the Bertelsmann Stiftung in its “Monitor Sustainable Municipality”*, which sets out four principles [3].


Sustainable development is therefore a cross-cutting task that combines environmental, economic and cultural aspects. It remains difficult to make this abstract term vivid and tangible. However, day-to-day municipal life offers good and effective ways to define this model in more detail in sustainability strategies and action plans and to validate it using indicators.

For almost three decades, the City of Hanover and its actors and networks have seen the different dimensions of sustainability as a global obligation, while using local initiative to enable sustainable development.

Politicians and government have a particular political duty to pursue sustainability as a municipal task. Furthermore, government should act as a role model in order to establish this task in-house and bring it to life.

Sustainability is increasingly shaping the activities of all the actors in our city who have a part to play in society: institutions, businesses, federations and associations as well as initiatives and volunteers from all walks of life. Without the array of creative activities in civil society, commitment from individuals and critical assessment of government projects, local and global sustainability goals would not be achievable.

* The “Monitor Sustainable Municipality” conducted by the Bertelsmann Stiftung developed the basis for the “SDG Indicators for Municipalities” – a joint project between the Bertelsmann Stiftung, the Federal Institute for Research on Building, Urban Affairs and Spatial Development (Bundesinstitut für Bau-, Stadt- und Raumforschung), the German County Association (Deutscher Landkreistag), the Association of German Cities (Deutscher Städtetag), the German Association of Towns and Municipalities (Deutscher Städte- und Gemeindebund), the German Institute of Urban Affairs (Deutsches Institut für Urbanistik), Engagement Global, the Council of European Municipalities and Regions/German section.




Intergenerational fairness principle

The core argument for sustainable development is fairness between the generations (...) and fairness between all social groups within a generation (...). Everyone is granted the same rights to the resources that serve as the basis for life. Future generations should be left with not only equivalent, but better fundamental resources.



Global responsibility principle

Because they know that acting locally has a global effect, municipalities have a prominent role to play in shaping both local and global living conditions. The global Sustainable Development Goals (SDGs) defined in the 2030 Agenda offer the framework for this.



Universality principle

The sometimes diverging objectives with regard to economic efficiency (economy), environmental sustainability (environment), social justice (society), cultural diversity (culture*) as well as “good governance” should be aligned with each other, taking into account how they interact with each other.



Participation principle

As many stakeholders as possible from society/civil society and business as well as politics and government should participate in pursuing the model of sustainable development. This is the only way to ensure a high level of acceptance and willingness to implement the SDGs.



OVERVIEW

Hanover on the path to sustainability

“We want to leave future generations a liveable world in which they can live with dignity.” [4]

MEETING TODAY’S CHALLENGES TOGETHER

The main tasks of municipalities – including the City of Hanover – relate to the common good. They include balancing municipal budgets, investing to maintain infrastructure, creating affordable living space, promoting the local economy and at the same time safeguarding open spaces, developing ecological solutions for mobility requirements, enabling childhood and lifelong education, ensuring democratic and inclusive participation for all, promoting culture, driving forward equality and anti-discrimination and last but not least promoting the health and well-being of residents and ensuring their safety.

At the same time, a flow of goods, capital, services, ideas, data and information is taking place around the world. The major challenges – wars, hunger and poverty, economic crises, lack of opportunities for education, the mass displacement of peoples, the loss of biodiversity, climate change and its consequences, growing racism and right-wing populism – are a global problem.

But they also shape and influence cities worldwide in terms of their local business, work, population and social structures. Add to this the pandemic, which is accelerating trends and whose consequences are not yet entirely foreseeable.

As a result, many areas in which municipalities are taking action can only be sustainably structured through corresponding initiatives and frameworks at national, international or European Union (EU) level. In particular, the exchange of expertise with other cities allows innovative approaches to be discovered for local initiatives. The City of Hanover is therefore involved in a large number of national, international and European networks*, maintains partnerships with other cities**, has numerous relationships and project partnerships worldwide and has strategically focused its international commitment [5].

PREVIOUS URBAN DEVELOPMENT PROCESSES

Initial models and guidelines for sustainable urban development in the areas of housing, work, consumption and freedom were drawn up in the Final Report (1998) on the Development of a Local Agenda 21 [6]. In the “post-Expo” action plan on urban development entitled “Hanover’s future 2001–2005”, these results (among other things) are addressed and an extensive municipal dialogue takes place on various key topics such as “urban quality of life”, “strong location”, “conciliation instead of division”, “democratic participation” and “sustainability” [7].

* EUROCIITIES European city network, ICLEI Cities for Sustainability, Mayors for Peace, Rainbow Network, International Cities of Refuge Network (ICORN), UNESCO Cities of Music, Council of European Municipalities and Regions, Climate-Alliance, Covenant of Mayors, European Forum for Urban Safety, European Coalition of Cities Against Racism and the “Hanse” network of European cities, Association of German Cities (Deutscher Städtetag), Sustainable City dialogue – mayors for sustainable development in municipalities (Oberbürgermeister-Dialog nachhaltige Stadt)

** Bristol (GBR, 1947), Perpignan (FR, 1960), Rouen (FR, 1967), Blantyre (MWI, 1968), Poznań (PL, 1979), Hiroshima (JPN, 1983) and Leipzig (GER, 1987)

The “Review of the Local Agenda 21 and the Aalborg Charter” [8] was the first comprehensive compilation of the City of Hanover’s sustainability activities. In the City of Hanover, the strategic approaches to urban development – which took into account the topic of sustainability at an early stage – are explicitly based on the principle of integrated urban development. Closely tied to the topic of sustainability is the idea of participation, which was also addressed early on in Hanover and is being further developed to this day. Advocacy planning in redevelopment areas, public consultation on the implementation of EXPO, the establishment of the “citizen’s office for urban development” as an intermediate body that critically assesses the city government as well as institutional grants for federations demonstrate the seriousness with which the City of Hanover works to promote a participatory culture.

“MY HANOVER 2030” URBAN DEVELOPMENT CONCEPT

As a cross-cutting task, sustainable development demands a long-term overall municipal strategy that considers the various stakeholders, objectives and inter-relationships and translates them into a sustainability management system.

The “My Hanover 2030” [9] urban development concept, which was developed during detailed municipal dialogues in 2014/2015 on the basis of a status quo report, is an important part of this due to its more advanced integrative approach. The concept comprises the following six fields of action (coloured) with overarching issues as well as six cross-cutting topics (grey):



Source: City of Hanover, Department of the Mayor’s Office, policy matters

With more than 25,000 interested and active parties, who contributed their views online or at around 190 events, over 50 of which were held by external organisers, the municipal dialogue draws on a broad participatory base. A new aspect is the simultaneous, in-depth internal dialogue with employees.

“My Hanover 2030” can thus create a binding framework to guide the government and politicians. This makes it possible to keep track of the medium and long-term goals of urban development while responding flexibly and appropriately to new requirements.

In addition, an implementation concept setting out a work programme [10] for the strategic objectives is adopted for “My Hanover 2030” in a council document dated June 2016 [11]. It brings together the city government’s key projects, which are regularly updated, communicated and discussed.

The participation principle has been implemented since 2018 on the basis of corresponding guidelines; a coordination unit for participation was set up to cement and further develop a participatory culture. The work programme has already been updated for 2019–2020 [12] – around 50 reference projects are already at various stages of realisation or in some cases have now been completed.

They include the implementation of the “100% for climate change mitigation master plan”, the creation of an open-space development concept entitled “urban green space 2030” or the “cycling action plan”, a housing construction project for the Kronsberg-Süd and Wasserstadt Limmer areas, an initiative aimed at creating conditions in the city’s districts that enable independent living regardless of age, gender, social class, ethnic background or degree of care needed, the “education office”, an initiative to promote youth participation in local politics, a sport development planning initiative based on the principle of “sport for all”, an update of the local integration plan, the “culture development plan 2030”, an implementation concept aimed at maintaining the city’s infrastructure by investing more than EUR 500 million or the development of a “digitalisation strategy for the city government”. This Voluntary Local Review 2020 is also one of the reference projects.

SUMMARY

When it comes to the topic of sustainability, municipalities have a pivotal function because they implement international and national agreements in a highly specific manner at local level as an integrative cross-cutting task. Municipalities vividly convey the meaning of sustainable development and align requirements and scope for action in the areas of ecology, the economy, culture and social justice.

Since developing its “Local Agenda 21”, the City of Hanover has chosen the path of sustainable development. With the “My Hanover 2030” integrated urban development concept, it set in motion a dialogue-based, strategic urban development and sustainability process. The original 50 exemplary reference projects in six current fields of action, which are expanded on an ongoing basis, implement the concept at an operational level and thus further define the term “sustainability”.

The “Mayor’s goals”, which are defined each year in consultation with the directorates and divisions, have provided further areas of focus for implementation since 2021.



OVERVIEW

Shaping and taking responsibility at a local level

“Together, we are embarking on the path of sustainable development and are focusing our efforts on global development and cooperation that is profitable for all involved and can bring about enormous progress for all countries and all parts of the world.” (2030 Agenda)

“AGENDA 21” AND ITS CONSEQUENCES

Every municipality acts in an environment comprising major national, European and global challenges. Many areas in which municipalities operate are governed by overarching regulatory frameworks. The topic of sustainability contains an additional non-material component in the form of global responsibility and an obligation to ensure inter-generational fairness. Our actions here affect other regions – in particular the countries of the Global South – as well as future generations.

To jointly find local solutions for global problems, cities around the world joined together as far back as 1990 to form organisations such as “ICLEI – Local Governments for Sustainability” [13] or the “Climate Alliance of European Cities with Indigenous Rainforest Peoples” [14]. The City of Hanover is one of the founding members of these two municipal networks.

The foundation for the global community’s efforts to promote sustainability was laid at the UN Conference on Environment and Development in Rio de Janeiro in 1992. The right to sustainable development was globally enshrined for the first time in 27 principles set out in the “Rio Declaration on Environment and Development” [15] – Agenda 21. The first “European Conference on Sustain-

able Cities and Towns” was held in Aalborg, Denmark, in May 1994 and resulted in the adoption of the “Charter of European Cities and Towns Towards Sustainability” [16]. The European municipalities undertook to engage in Local Agenda 21 Processes and set up action plans towards sustainability. The City of Hanover signed this Charter in autumn 1995 and anchored the local sustainability process at an administrative level in the city by establishing the new Agenda 21 Office in 1996 [17]. The Office’s initiatives and activities were instrumental in ensuring that Hanover embarked on its path to sustainable development at a very early stage and carries influence at a national level as a pacesetter.

20 years after Rio, the UN Conference Rio+20 took place in June 2012. In their declaration “The Future We Want” [18], the community of nations renewed their commitment to do more to protect the environment and fight poverty and to promote a “green economy”. The task was set to develop universally applicable SDGs by 2014. To this end, the “High-level Political Forum on Sustainable Development” (HLPF) was established, which is responsible for preparing the 2030 Agenda as a central platform.


“2030 AGENDA FOR SUSTAINABLE DEVELOPMENT”

In September 2015, the UN General Assembly in New York adopted the “2030 Agenda for Sustainable Development” resolution [19]. For the first time, the global system of goals contained in it covers almost all areas of sustainability and balances the three dimensions of sustainable development: economic, social and environmental. With its 17 global SDGs and 169 targets, the 2030 Agenda is wide-ranging and much more detailed than all previous resolutions.

A new aspect is that the SDGs are aligned with human rights, are formulated with the participation of civil society and are universally applicable. Implementation is focused equally on the “countries of the Global North” and the “countries of the Global South”. The following five guiding principles have also been drawn up [21]:

1. Place human dignity at the centre of our actions
2. Protect the planet
3. Promote prosperity for all
4. Promote peace
5. Build global partnerships

The 17 global Sustainable Development Goals

				<p>SDG 6: Ensure availability and sustainable management of water and sanitation for all</p>			
<p>SDG 1: End poverty in all its forms everywhere</p>	<p>SDG 2: End hunger, achieve food security and improved nutrition and promote sustainable agriculture</p>	<p>SDG 4: Ensure inclusive and equitable quality education and promote lifelong learning opportunities for all</p>	<p>SDG 7: Affordable and Clean Energy</p>	<p>SDG 9: Build resilient infrastructure, promote inclusive and sustainable industrialization and foster innovation</p>	<p>SDG 11: Make cities and human settlements inclusive, safe, resilient and sustainable</p>	<p>SDG 14: Conserve and sustainably use the oceans, seas and marine resources for sustainable development</p>	<p>SDG 15: Protect, restore and promote sustainable use of terrestrial ecosystems, sustainably manage forests, combat desertification, and halt and reverse land degradation and halt biodiversity loss</p>
							
<p>SDG 3: Ensure healthy lives and promote well-being for all at all ages</p>	<p>SDG 5: Achieve gender equality and empower all women and girls</p>	<p>SDG 8: Promote sustained, inclusive and sustainable economic growth, full and productive employment and decent work for all</p>	<p>SDG 10: Reduce inequality within and among countries</p>		<p>SDG 16: Promote peaceful and inclusive societies for sustainable development, provide access to justice for all and build effective, accountable and inclusive institutions at all levels</p>		
				<p>SDG 13: Take urgent action to combat climate change and its impacts</p>	<p>SDG 17: Strengthen the means of implementation and revitalize the Global Partnership for Sustainable Development</p>		

Source: Engagement Global (2019): Sustainable Development Goals [20]

The 196 signatory countries undertake to implement the SDGs at all levels and to regularly report on their actions [22]. For the first time, goal achievement is to be measured using 230 indicators and various monitoring instruments, i. e. according to a system that applies to all UN member states.

SDG 11 – Make cities and human settlements inclusive, safe, resilient and sustainable – explicitly regards municipalities as the engine of sustainability activities. Reflecting this, the “Association of German Cities” issued the model resolution “2030 Agenda – Shaping Sustainability at Municipal Level” [23], which the City of Hanover was one of the first of almost 200 municipalities to sign. It has been possible to submit voluntary local reviews to the United Nations since 2018.

IMPLEMENTATION AT NATIONAL AND MUNICIPAL LEVEL

German Sustainable Development Strategy

In January 2017, the German federal government adopted the “German Sustainable Development Strategy” [24], which acts as a strategic guiding framework for the “2030 Agenda for Sustainable Development”. The “German Sustainable Development Strategy” not only establishes Germany’s obligations at an international level, but also reinforces the key role of municipalities. The goals of the “German Sustainable Development Strategy” are attributed to the respective SDGs and are backed up by indicators. In addition, the strategy creates the idea of a future “institutional sustainability architecture” in Germany and emphasises the significance of the planetary boundaries: “The strategy is aimed at economically efficient, socially equitable and environmentally sustainable development; the planetary boundaries of our Earth together with the objective of a dignified life for all form the ultimate constraints for political decisions.” [25]

In its “2018 Peer Review on the German Sustainable Development Strategy”, the German Council for Sustainable Development (Rat für nachhaltige Entwicklung – RNE) concludes that key elements of sustainable development are deeply rooted in German society and in its political system. The document continues: “Still, there remains a lot to be done to build a fully effective German pathway towards sustainability. This ambitious agenda must stretch well beyond the German Sustainable Development Strategy targets currently set for 2030” [26]. On this basis, eleven recommendations are issued.

The “German Sustainable Development Strategy – Update 2021” [27] is welcomed by the RNE because it presents so-called “areas of transformation” for the first

time. The RNE takes the view that to make these areas effective as part of a common approach, it is not sufficient to make readjustments. Instead, a systematic change of direction is required. The updated strategy places the emphasis on “climate neutrality” as well as land area use, broadband rollout and the global health architecture [28].

The 2030 Agenda in the City of Hanover

In its council resolution from March 2016 regarding the signing of the resolution “2030 Agenda for Sustainable Development: Shaping Sustainability at Municipal Level” [29], the City of Hanover takes the following positions:

The City ...

... welcomes the recognition of the central role played by cities, municipalities and districts in sustainable development (...)

... supports the stronger focus placed in the 2030 Agenda (...) on shared responsibility (...) for greater fairness in the one world we live in (...)

... calls on the federal government and federal states to include municipalities (...) in the development of strategies (...) as equal partners

... will use the potential it has in order to provide specific support for sustainable development and to make its own actions more visible inside and outside its boundaries. It will drive this forward in a broad alliance with local actors and citizens.

THE PARIS CLIMATE SUMMIT AND ITS CONSEQUENCES

A second UN conference in 2015 – the Paris climate summit – led to another breakthrough in December of that year: the 196 signatory countries agreed on the goal of keeping average global warming well below 2 °C above pre-industrial levels and to pursue efforts to limit the temperature increase to 1.5 °C above pre-industrial levels [30].

After ratifying the agreement, the countries are obliged under international law to take measures to achieve the goals. The respective nationally determined contributions (NDCs) are set by the countries themselves. However, the governments are required to submit new, increasingly ambitious NDCs every five years. To comply with the 2 °C targets, zero emissions must be achieved worldwide by 2070 at the latest, while the 1.5 °C limit must be met by 2050. The preamble to the “Paris Agreement” [31] makes it clear that the climate and sustainable development are inseparably linked: “Emphasizing the intrinsic relationship that climate change actions, responses and impacts have

with equitable access to sustainable development (...)” and “Acknowledging that climate change is a common concern of humankind, Parties should, when taking action to address climate change, respect, promote and consider their respective obligations on human rights, the right to health, the rights of indigenous peoples, local communities, migrants, children, persons with disabilities and people in vulnerable situations and the right to development, as well as gender equality, empowerment of women and inter-generational equity.”

In view of the rapid advance of climate change, the European Council agreed on additional stricter climate targets for EU member states in December 2020, with the aim of cutting greenhouse gas emissions by a total of at least 55% by 2030 as compared with 1990 [32]. The previous target was a 40% reduction.

Climate change mitigation in the City of Hanover

Hanover has a long tradition of taking action to mitigate climate change. Back in 1992, the council resolved to reduce CO₂ emissions by 25% by 2005. The first municipal climate change mitigation programme was developed together with the public utilities in 1996 and then updated in 2007 by the broad-based “Climate Alliance Hanover 2020” [33].

In 2014, the City and Region of Hanover adopted the landmark resolution on the “100% for climate change mitigation master plan” [34] with the aim of reducing greenhouse gas emissions by 95% and final energy consumption by 50% in the Region of Hanover by 2050 at the latest compared with 1990. Together with the resolutions of the other master plan municipalities, this resolution plays an important role in helping Germany achieve its climate change mitigation target as well as the goals laid down in the Paris Agreement on climate change.

In its motion to amend the Climate Policy as a Municipal Task [35] document dated June 2020, the council instructs the city government to work together across directorates to accelerate the steps agreed in the “100% for climate change mitigation master plan”: the objective is for the city to become climate-neutral in 2035 if possible, rather than in 2050 as originally resolved.

“NEW URBAN AGENDA” AND “NEW LEIPZIG CHARTER”

The goal of making cities sustainable and resilient is increasingly being discussed in a global context as well. The “New Urban Agenda” [36] was drawn up at the third UN Habitat Conference (Habitat III) in Quito, Ecuador, in October 2016. It adds further detail to the “2030 Agenda for Sustainable Development” and the Paris resolutions,

while supporting municipalities in implementing these goals in their sustainable urban development strategies. To this day, the 2007 Leipzig Charter is the cornerstone document for integrated urban development in Europe. In view of the challenges described above, the European Union adopted the “New Leipzig Charter” in November 2020 [37], which outlines the “transformative power of cities for the common good” and constitutes the new frame of reference for future urban development policy in Europe. The principles of the original Leipzig Charter still apply – with the difference that the “common good” has been included as a guiding principle of urban development. Other new focuses are participation and migration, housing construction and land policy, the implementation of the energy transition and digitalisation [38].

SUMMARY

At international and European level, the significance of the sustainability model is underscored by a large number of UN agreements, in particular the “2030 Agenda for Sustainable Development” from 2015. The German Sustainable Development Strategy is also based on these resolutions.

At the same time, municipalities and their many actors drive forward sustainability activities in their own spheres and in networks at national level. The Leipzig Charter, which forms the basis for integrated urban development, was updated in 2020 and now includes the “common good” as a guiding principle.

The City of Hanover is a very early joiner – and often a founding member – of municipal alliances for globally sustainable development. The international resolutions and national initiatives are reflected in corresponding council resolutions, urban development concepts and action plans.



OVERVIEW

How to read the Voluntary Local Review 2020

“Our city-specific goals are backed up by suitable indicators. An ongoing monitoring system makes the achievement of our goals visible (...).” [39]

THE CITY OF HANOVER’S VLR 2020 AND “SUSTAINABILITY REPORT 2020”

Overall, the Voluntary Local Review 2020 (VLR 2020) is modelled on the City of Hanover’s “Sustainability Report 2020”. Its structure is based equally on the city’s 20 sustainability goals and the 17 SDGs with their 169 targets. Every strategic goal contributes to the 2030 Agenda and relates to several of the SDGs. Sustainable urban development encompasses a variety of fields of action, objectives and interrelationships. This report therefore distinguishes between five dimensions of sustainability:

ENVIRONMENTAL DIMENSION

ECONOMIC DIMENSION

SOCIAL DIMENSION

CULTURAL DIMENSION

GOOD GOVERNANCE DIMENSION

In the context of sustainable development, the “good governance” dimension covers the way in which participation is put into practice in a municipality and how political or governmental decisions are made, what political guidelines are drawn up and how they are implemented, how transparently and effectively government operates,

how sustainable its actions are and to what extent it sets a good example. The municipality’s activities across all five dimensions of sustainable urban development, and therefore in all areas of life, are guided by the common good. The VLR 2020 summarises the results of the City of Hanover’s “Sustainability Report 2020”, the five individual parts of which are available online at www.hannover.de/nachhaltigkeitsbericht-lhh. It addresses the key objectives, describes the degree of goal achievement based on selected indicators, provides examples of projects and contains a brief outlook.

PURPOSE AND REPORTING PERIOD

For the first time, the City of Hanover is presenting an indicator-based VLR 2020 for the city as a whole, which is modelled on the sustainability report. It is aimed at interested residents, politicians, businesses, the scientific and research communities, institutions, associations and initiatives as well as municipal, European and global networks and their alliance partners. It is a source of information for administrative bodies, municipal politicians and inter-municipal dialogue. In addition, the VLR 2020 offers a basis for decision-making at other levels (EU, federal government, federal state) with the goal of developing a statutory and political framework that is conducive to sustainability.

It covers a broad range of areas, showing what resolutions have been adopted, the related implementation measures and – as far as possible – their contribution to the achievement of the sustainability goals on the basis of indicators. The report can also be viewed as part of a sustainability management system that is being established and continuously updated.

The data period of this VLR generally covers five to ten years and, in most cases, ends in December 2019 or, if more recent data is available, in December 2020 at the latest. For the most part, it therefore relates to the situation just before the outbreak of the coronavirus pandemic.

STAKEHOLDERS AND PARTICIPATION

The “My Hanover 2030” dialogue process enabled extensive internal and external stakeholder participation*. The main outcomes are reflected in the strategic goals of the “My Hanover 2030” urban development concept and form part of the basis of this VLR. However, things are always evolving and the people in Hanover continue to have their say: at family conferences, in the climate change mitigation programme 2035, in the “WIR 2.0” local integration plan, in the city centre dialogue and many other projects. Although details of these participation models are included in this report, the coverage does not claim to be exhaustive.

In addition to extensive participation within the city government, institutions outside the city were consulted, including the municipal waste management company (Zweckverband Abfallwirtschaft Region Hannover – aha), enercity AG and enercity-Fonds proKlima, hannoverimpuls GmbH, Hannover Marketing & Tourismus GmbH (HMTG), municipal transport companies (ÜSTRA Hannoversche Verkehrsbetriebe AG) and Hanover Region Business and Employment Promotion. Findings from sources outside the city government were also used and examples of activities from urban society were included. The “Sustainability Report 2020” and the VLR based on it can be regarded as a way to help continue the ongoing dialogue by stimulating debate and serving as a further tool for future participation processes.

THE SYSTEM OF GOALS

The VLR 2020 is based on the City of Hanover’s sustainability-related, strategic goals and indicators, which were derived from the “My Hanover 2030” urban development concept, among other things, and taken from the

specialist master plans, action plans, monitoring reports, the documents on urban development and the statistical annual reports. This system of goals and indicators was further developed together with the divisions involved: all six directorates and almost all divisions and own enterprises of the city government worked on tasks such as defining the system of goals, selecting the indicators and data as well as setting out the programmes, projects and measures.

The set of indicators used is based on the recommendations of the “Executive Board of the Association of German Cities” [40] and the “SDG Indicators for Municipalities” developed as part of the “Monitor Sustainable Municipality” project conducted by the Bertelsmann Stiftung and its other partners. With regard to the five dimensions of sustainability, 20 strategic goals were drawn up for the City of Hanover:

ENVIRONMENTAL DIMENSION

Strategic goals

1. Ensure the quality of open spaces, maintain biodiversity
2. Significantly reduce greenhouse gas emissions, use energy efficiently and shape climate adaptation
3. Strengthen environmentally friendly mobility, reduce motorised private transport
4. Safeguard healthy conditions for life, protect resources
5. Promote environmental awareness and sustainable lifestyles

ECONOMIC DIMENSION

Strategic goals

6. Strengthen Hanover as a location for business and jobs
7. Ensure the forward-looking preservation and development of resources, strengthen sustainable business
8. Strengthen innovation

SOCIAL DIMENSION

Strategic goals

9. Ensure needs-based, accessible and affordable housing, further develop neighbourhoods in a social and inclusive manner
10. Strengthen family-, youth- and senior-friendly infrastructure, enable participation
11. Ensure inclusive, equal and high-quality education, promote lifelong learning
12. Enable “sport for all”

* Stakeholders: interested or affected residents, businesses, politicians, members of the scientific and research communities, institutions, associations and initiatives as well as municipal networks and other alliance partners, organisational units within government, the members of the council and the district councillors.



13. Enable people with and without disabilities to participate equally in social life
14. Facilitate integration, enable equal participation, guard against discrimination

CULTURAL DIMENSION

Strategic goals

15. Develop infrastructures and cultural landscapes
16. Develop Hanover as an international city of culture
17. Build a city for all and an inclusive culture, create new access to social life

GOOD GOVERNANCE DIMENSION

Strategic goals

18. Ensure a sustainable municipal fiscal policy
19. Strengthen modern, efficient and resident-friendly government
20. Establish sustainability as broadly as possible, strengthen participation at all levels

The 20 strategic goals are divided into 54 sub-goals and 108 indicators (see annex, Overview 2). The indicator-based presentation is accompanied by a qualitative description of selected action plans, projects and measures implemented by the city government as well as the activities of its many alliance partners and networks that contribute to the city's sustainable development.

Each indicator is therefore presented as follows in the VLR 2020:

1. Description of indicator
2. Illustration or table including a data series
3. Description of data
4. Action plans, projects and measures

The indicators specified in the VLR 2020 and the action plans, projects and measures merely represent a selection. Full details can be found in the "Sustainability Report 2020". Furthermore, it should be emphasised that it was only possible to present a few examples of the many sustainability-related "bottom-up" activities by actors

from urban society – primarily those in which the activities take place as part of city alliances, the government is directly addressed or a direct link to key topics being tackled by the city is apparent.

REQUIREMENTS FOR SUSTAINABILITY INDICATORS

To make sustainable development measurable, this report uses so-called sustainability indicators that must meet the following test criteria:

1. **Validity:** Does the indicator appropriately reflect the content of the goal or area to be reviewed?
2. **Data availability:** Can the data be obtained or processed without significant effort and is it regularly collected?
3. **Data quality:** Does the selected data "measure" the respective indicator precisely and reliably?
4. **Purpose of the indicator:** What does it track? While "outcome indicators" and "impact indicators" are good at gauging relevance to sustainability, the informative value of "output indicators" and especially "input indicators" is limited. "Powerful" indicators in particular are often not (yet) available.

It makes sense to use proven core indicators that are typically applied in comparable municipalities as well, but also to supplement them with other indicators that quantitatively and qualitatively characterise a municipality. This applies, for example, to civil engagement and participation, to education on sustainable development, cultural sustainability, sustainable consumption or municipal development cooperation. In such cases, this report uses qualitative descriptions.

As a result, Hanover has a total of 108 indicators [41] – in line with those contained in the 2020 "SDG Indicators for Municipalities – Indicators for Tracking the United Nations' Sustainable Development Goals in German Municipalities". In the VLR 2020, we have presented a selection of 59 indicators.

LOCAL COMPARISON WITH THE SDG SYSTEM

As a universally applicable frame of reference, the SDGs represent a major step forward because they are equally binding for all countries and constitute a uniform system of goals. A wide variety of stakeholders from civil society were involved in developing them. However, one criticism of the system is that the manner in which the individual goal areas are formulated and operationalised varies significantly in terms of depth and definition and that there is a lack of tailored indicators in some cases.

Although the SDGs are universally applicable, variants understandably arise due to individual interpretation at local level. Each municipality sets its own priorities according to conditions and challenges on the ground. This is not a weakness – in fact it is expressly desired as long as there is no “cherry picking”. Therefore, it is always necessary to compare the local situation with the SDG system.

This report compares the City of Hanover’s system of goals with the global SDGs and matches the City of Hanover’s strategic goals and sub-goals to the SDG targets that are relevant for municipalities (out of the 169 targets in total). See Overview 1 in the annex.

Through this matching – the City of Hanover’s 54 sub-goals are matched to the SDG targets around 190 times in total – it is clear that, with its municipal sustainability activities, the City of Hanover makes a major contribution to implementing both the global SDGs and the German Sustainable Development Strategy.

A REPORT THAT DOES NOT SHOW THE FULL PICTURE

It is regrettable that this VLR – despite its scope – does not document all the sustainability activities in the City of Hanover. However, a positive point is that due to the city’s long tradition of promoting sustainability, which stretches back three decades, there would not be enough room to appropriately recognise all actors and network partners in urban society who are with Hanover on the path to sustainability. The City of Hanover is fortunate to have such a vibrant and creative culture of sustainability.

LOCAL IMPLEMENTATION

Environmental Dimension

STRATEGIC GOAL 1

Ensure the quality of open spaces,
maintain biodiversity

22

STRATEGIC GOAL 2

Significantly reduce greenhouse
gas emissions, use energy efficiently
and shape climate adaptation

28

STRATEGIC GOAL 3

Strengthen environmentally
friendly mobility, reduce motorised
private transport

34

STRATEGIC GOAL 4

Safeguard healthy conditions for life,
protect resources

40

STRATEGIC GOAL 5

Promote environmental awareness
and sustainable lifestyles

48



STRATEGIC GOAL 1

Ensure the quality of open spaces, maintain biodiversity

GLOBAL RELEVANCE

Increasing land use and the large-scale razing, break-up and destruction of natural habitats is leading to a huge loss of biodiversity, and therefore one of the biggest problems facing the planet. In its 2019 report, the Intergovernmental Science-Policy Platform on Biodiversity and Ecosystem Services (IPBES) made the following findings: nature is deteriorating dramatically. Precious ecosystems are being increasingly damaged and up to one million species are threatened with extinction, many of them in the next few decades [42].

According to the “German Environment Agency” (February 2020) [43], the area of land in Germany used for housing and transport has more than doubled in the past 60 years. The German Council for Sustainable Development, the German Advisory Council on the Environment and nature conservation organisations are calling for annual new land use for these purposes to be reduced to zero by 2050 at the latest.

RELEVANCE FOR MUNICIPALITIES

In municipalities in particular, the high demand for and limited supply of land are leading to significant competition for use. Construction of housing, commercial properties, public amenities and infrastructure is causing the loss of green spaces, allotments, fallow ground and similar areas. However, urban green areas fulfil environmental, economic and social roles in equal measure. Green and open spaces that are sufficiently usable and versatile are essential for preserving and developing a good quality of life in the city. They are vital recreational facilities for residents and serve as places to meet people for sports or games or to experience nature. They provide a habitat for plants and animals, protect the soil, ensure natural evaporation and the seepage of rain water, filter pollutants from the air and absorb noise. Through shading, cold-air production and the fresh air they supply, they make a considerable contribution to curbing the effects of extreme weather in the city. At the same time, urban green spaces promote the image of a city, attract tourists and enhance the appeal of a city as an event and shopping location and place to live.

Make cities and human settlements inclusive, safe, resilient and sustainable (11)

• Protect, restore and promote sustainable use of terrestrial ecosystems, sustainably manage forests, (...) and halt and reverse land degradation and halt diversity loss (15)

RELATIONSHIP TO HANOVER

The City of Hanover has laid important foundations for preserving green and open spaces. As the “City of Gardens”, it is one of the 50 greenest big cities in Germany. A variety of landscapes as well as high-quality developed green and open spaces are interconnected within the city. Above all, the Eilenriede municipal forest, the Maschsee lake, Herrenhausen Gardens, the many parks, cemeteries and gardens as well as the Leine and Ihme rivers underline the unique quality of the horticulture and nature on offer in Hanover. They have wide-ranging purposes for local recreation and leisure activities and help protect the climate, environment and nature. As in other cities, ensuring sustainability, accessibility, inclusion and diversity is one of the challenges facing Hanover. Since 2011, the city has held the title of “German Capital of Biodiversity”. Safeguarding and promoting biodiversity is a stated goal of the City of Hanover. The municipal forests are FSC- (Forest Stewardship Council) and Naturland-certified; the “more nature in the city” action plan, the programmes for developing landscapes as well as the agriculture and standing water body programme and others are focused on this goal.

At the same time, the city is growing. The high demand for and limited supply of land are leading to significant competition for use. These developments require forward-looking concepts to safeguard the qualities of open spaces. Hanover has various tools aimed at protecting and enhancing green and open spaces, such as the allotment concept 2016–2025, the retail and centres concept and the housing and commercial space concept. The “urban green space 2030” open space development concept summarises the planning strategies for open spaces.



STRATEGIC GOAL 1

SELECTED INDICATORS

1. Green and open spaces – Size of green and open spaces in hectares, percentage of municipal land and in square metres per resident

The City of Hanover has 5,841 ha of green and open spaces (of which 2,696 ha of forest) (as at 2018). This amounts to 107 m² of publicly accessible green spaces per resident. Including land used for agriculture, open spaces at public buildings, special gardens, sports fields and areas of water, the total figure comes to 9,565 ha or 46.9% of the municipal area.

Table 1: Green and open spaces

Type of land	Size in ha	Percentage of municipal land	m ² /resident
Public parks and gardens	186.3	0.91	3.42
Herrenhausen Gardens (including waterworks, excluding areas of water)	106.8	0.52	1.96
Other public green spaces (green corridors, green links, municipal green spaces, local recreation areas, forests, land used for agriculture (owned by the city))	1,011.3	4.95	18.55
Playgrounds, amateur football grounds, play areas	100.7	0.49	1.85
Green spaces for transport	308.5	1.51	5.66
Cemeteries (municipal and church)	281.0	1.37	5.15
Forests (municipal, state and private)	2,696.0	13.21	49.46
Marshland	102.0	0.50	1.87
Allotments	1,048.0	5.15	19.28
Total	5,840.6	28.61	107.20
Open spaces at public buildings	145.8	0.71	2.67
Agricultural land	2,609.0	12.78	47.86
of which arable	1,662.0	8.14	30.49
of which meadows, pastures	652.0	3.19	12.39
Areas of water	640.0	3.13	11.73
Sports fields	295.0	1.44	5.41
School gardens and zoo (zoo and school biology centre with open-air school and Burg and Linden school gardens)	35.0	0.17	0.64

As at 2018, basis: municipal area comprising 20,415 ha on 25 January 2019; official number of residents: 545,107 (31 December 2018)

Source: City of Hanover, Environment and Urban Greenspace Division

2. Intensity of land use – Land by type of use (total) in hectares and as a percentage of the total municipal area as well as area used for housing and transport in hectares and as a percentage of the municipal area


As an indicator of land use, the area used for “housing and transport” was increased from 68.2% in 2011 to 69.0% in 2018 and now amounts to 14,097 ha.

Table 2: **Development of actual land use by type of use**

Actual use in ha	2011	2012	2013	2014	2015	2016	2017	2018
Total surface area	20,415	20,415	20,415	20,415	20,415	20,430	20,430	20,430
Housing	10,510	10,592	10,591	10,597	10,601	10,747	10,705	10,741
Residential construction area	3,833	3,823	3,825	3,827	3,834	3,842	3,834	3,869
Industrial and commercial space	2,535	2,577	2,572	2,576	2,579	2,563	2,515	2,514
Sports fields, leisure and recreation area	2,679	2,707	2,704	2,705	2,702	2,870	2,834	2,819
Transport	3,530	3,486	3,484	3,480	3,479	3,496	3,502	3,500
Road transport	2,126	2,126	2,128	2,127	2,127	2,131	2,056	2,070
Vegetation	5,726	5,688	5,689	5,688	5,684	5,543	5,581	5,552
Agricultural land	2,805	2,784	2,784	2,780	2,776	2,750	2,669	2,615
Forest	2,285	2,284	2,286	2,286	2,286	2,327	2,377	2,377
Marshland	103	103	103	103	103	103	103	103
Infertile land, land without vegetation	358	357	357	357	357	166	136	135
Water bodies	649	649	650	650	651	644	642	637
Standing water (lake, pond)	313	314	315	315	315	317	318	315
Memo item: area used for housing and transport (excluding deep-shaft and surface mining)	13,933	13,951	13,949	13,950	13,954	14,117	14,062	14,097

Source: Statistical Office of the Federal State of Lower Saxony, Statistical Yearbook 2019

Figure 1: **Total percentages of surface area**



Source: Statistical Office of the Federal State of Lower Saxony, Statistical Yearbook 2019

STRATEGIC GOAL 1

PROGRAMMES, PROJECTS AND MEASURES –
A SELECTION■ “Urban green space 2030” open space
development concept

The “urban green space 2030” open space development concept [44] is a medium- to long-term planning tool designed to safeguard and shape a sustainable future for the system of green spaces. Future requirements such as easiness to reach, climate-friendly design and inclusive usability are defined and strategies for Hanover’s open spaces are developed. In terms of the roles of green and open spaces, a distinction is made between recreation, garden culture, sport and games, mobility and transport, environmental education and experiencing nature, as well as the significance of the respective land for the climate, air, soil and water or for sustainable food and wood production. On the basis of extensive reviews of the existing situation, the open space development concept determines how and where green and open spaces are to be created, preserved and enhanced in Hanover.

■ “Cities venture into the wild”

“Cities venture into the wild” [45], a joint project between the cities of Dessau-Roßlau and Frankfurt am Main, is being funded by the German Federal Agency for Nature Conservation for a five-year period that began in 2016 as part of its Federal Biological Diversity Programme. The goal is to increase biodiversity in a very wide variety of locations (wild islands, wild gardens, post-industrial wilderness, green links and wild forests) and to obtain information on how to continue dealing with “wildlife” in public green spaces. The main focus here is on adapting land maintenance methods in order to promote biodiversity. The project includes an extensive communication strategy aimed at raising awareness in particular among people who live right next to the areas in question and at increasing acceptance with detailed information and campaigns. These wild spaces are not conservation areas in the strict sense, which visitors would be discouraged from entering. They are, instead, intended to give children and young people a place to roam and experience nature. That is why the education and information materials are also targeted at schools, daycare centres and youth clubs. A freight bicycle was converted especially for contact with the public and is used for events at the zoo, family days or other activities in the spaces covered by the project – combined with modelling activities, puzzles or games. In addition, a dedicated project website was created that is supervised by BioFrankfurt. Regular guided tours are offered as well as an audio walking tour and an environmental education group for children.

■ Marl pit HPC I Misburg

The marl pit HPC I (portland cement factory in Hanover) is home to around 180 different plant species, many of which are endangered, such as several types of orchid including “*Dactylorhiza incarnata*” or “*Epipactis palustris*”. Among other wildlife, the endangered northern crested newt and successfully breeding eagle-owls can also be found there. To safeguard these precious habitats for the long term, new small water bodies are to be created for the endangered northern crested newt and measures to preserve the valuable open marl areas are to be taken by 2026 in cooperation with NABU Lower Saxony as part of the EU LIFE BOVAR project. In 2019, the project was named “Project of the UN Decade of Biodiversity” for the second time [46].



■ Allotment concept

The aim of the allotment concept 2016–2025 [47], which was developed by the City of Hanover in close cooperation with the local association of allotment holders, is to preserve the around 20,000 allotments in Hanover for at least the coming ten years – while maintaining a ratio of allotments to single-floor apartments of 1:12. 813 allotments that are to give way to housing and commercial properties will be replaced by restructuring the existing stock, but the total number of allotments will remain the same. The removal of the 813 allotments for the aforementioned purpose has been postponed for the time being. However, the sites will be made available in the medium term.

■ Agriculture programme

The city's agriculture programme [48], which was adopted by the council of the City of Hanover in an updated form in 2017 (see also Economic Dimension, sub-goal 7.2), makes it clear that the focus is no longer merely on the development of agriculture and professional garden landscaping. The programme also covers all gardens and non-professional garden uses, from traditional allotments to new initiatives and "urban gardening or "urban farming" areas. The goal of the agriculture programme is to preserve and further develop all forms of agriculture and food production as part of sustainable urban development.

Its specific objectives are:

- Securing land for agricultural and horticultural uses, especially the fertile vegetable-growing areas in the southwest of Hanover
- Securing the existence of farms by promoting regional marketing
- Promoting environmentally friendly and ecological farming methods
- Leasing available land primarily to organically run farms
- Strengthening the City of Hanover's position as a role model, in particular due to its status as a major consumer in its own kitchens and canteens
- Stepping up public relations and environmental education work
- Strengthening cooperation/ties with regional stakeholders and supporting institutions

■ Communal gardens as places of learning and interaction

Internationale StadtteilGärten Hannover e. V. [49], an organisation that maintains intercultural gardens in the district of Sahlkamp, makes an important contribution to the district's garden culture and participation in society. Three gardens in Sahlkamp are used to grow vegetables and flowers. One of the gardens is an apiary containing eight bee populations. The tea garden in Hainholz is

available to residents from the district and beyond as a place to hold events. The "turnip field" hosts intercultural gardening activities for the people of Hainholz, and an existing garden in Mühlenberg has been adopted. Practical support is also provided to intercultural gardens managed by other organisations. The focus is not only on communal gardening, but also on interaction, intercultural exchange and helping people feel at home. Transition Town e. V. [50] has set up gardens in many different locations in Hanover in order to give as many residents as possible the chance to get involved throughout the city. Linden and Limmer are home to the "future islands", the "Linden-Nord pallet gardens" ("PaGaLiNo"), which include an insect hotel, and the Limmer neighbourhoods. The "reproduction garden" [51] in Ricklingen is where open-pollinated vegetable and herb cultures are grown, reproduced and shared. It is run by a group of volunteers whose aim is to re-grow the preserved varieties in home gardens, allotments or balcony gardens. They also want the facility to serve as a display and educational garden and give guided tours to inform people about how the garden works. Since June 2012, many representatives from Hanover's different types of gardens have been active in the city's garden network, which is coordinated by Internationale StadtteilGärten Hannover e. V. [52]. The purpose of the network is to combine activities, exchange knowledge and materials and work on collective goals.

OUTLOOK

Green and open spaces near to people's homes have a high degree of climatic and ecological effectiveness and are extremely important as compensation areas. They are vital recreational spaces for residents and fulfil environmental, social and economic roles, for example as a "soft location factor". The "urban green space 2030" development concept therefore includes 61 projects and measures that are scheduled to be implemented gradually in the coming years. The marl pit HPC I – an old extraction site for the cement industry which has been declared a conservation area – represents a unique ecological refuge today. The next step will be to make HPC II usable by the public again. With the involvement of the residents, a leisure and nature oasis is to be created there. To meet the variety of roles and demands placed on open and green spaces while ensuring safe use, detailed maintenance and development concepts were drawn up that define goals and coordinate measures. For this purpose, a green space management system is being introduced for municipal green spaces.



STRATEGIC GOAL 2

Significantly reduce greenhouse gas emissions, use energy efficiently and shape climate adaptation

GLOBAL RELEVANCE

Human-caused global warming is having dramatic effects around the world: increasing atmospheric and ocean temperatures, melting of glaciers and sea ice, rising sea levels and concentrations of greenhouse gases in the atmosphere [53]. The consequences include threats to the existence of unique ecosystems and cultures, a growing number of extreme weather events, decreases in the supply of water and the production of food, plummeting biodiversity and not least risks to human health. Although climate change is a global phenomenon, the impact is mainly felt by poor people and in the countries of the Global South.

RELEVANCE FOR MUNICIPALITIES

The German federal government's 2019 Monitoring Report on the German Strategy for Adaptation to Climate Change found that the negative effects of climate change have reached German municipalities: "The hot and dry summers of 2018 and 2019 as well as the heavy-rain events of 2016 and 2017 have resulted in raising public awareness of climate change." [54] Heat stress, the shift in rainfall distribution over the course of the year and the increase in heavy rainfall events, crop failures and forest damage, the displacement or migration of animal and plant species as well as damage to buildings and infrastructure are a huge challenge for urban and open space planning. The steps that are necessary to curb the effects of climate change are increasingly influencing municipal construction and traffic planning, soil and groundwater protection, agriculture and forestry, conservation and the provision of recreational areas.

◦ Ensure access to affordable, reliable, sustainable and modern energy for all (7)



• Take urgent action to combat climate change and its impacts (13)

RELATIONSHIP TO HANOVER

Hanover has a long tradition of taking action to mitigate climate change. Back in 1992, the council resolved a 25% reduction of CO₂ emissions by 2005. The first municipal climate change mitigation programme was developed together with the public utilities in 1996. In 2007, the Climate Alliance Hanover 2020 [55], the environmental administration and enercity AG developed the second climate change mitigation programme with the involvement of urban society. In 2014, the City and Region of Hanover adopted the landmark resolution on the “100% for climate change mitigation master plan” [34] with the aim of reducing greenhouse gas emissions by 95% and energy consumption by 50% by 2050 at the latest compared with 1990. The intention is to achieve this by increasing energy efficiency, using renewable, primarily regional energy sources, closing material cycles and changing lifestyles.

Despite these activities, the currently available CO₂ balance [56] shows that the 40% target in the City and Region of Hanover, which was defined in the “climate change mitigation programme Hanover 2020” from 2008, is not expected to be achieved. In 2015, greenhouse gas emissions in the City of Hanover amounted to 5.2 million tonnes of CO₂ equivalents. In absolute terms, they fell by 21% compared with 1990. Businesses account for 60% of all carbon dioxide emissions in Hanover, private households for 24% and transport for 16%.

In June 2020, the council of the City of Hanover therefore resolved that the city government should accelerate the steps agreed in the “100% for climate change mitigation master plan” by cooperating across directorates in order to make the City of Hanover climate-neutral as far as possible by 2035 and not 2050 as originally resolved [57]. This entails significantly expanding the “climate change mitigation programme Hanover 2035”, which is currently being prepared.

For decades, environmental associations and initiatives in Hanover have heightened public awareness of climate change mitigation and supported government with their expertise. The climate change mitigation movement started by young people, “Fridays for Future”, underlines that the topic has lost none of its relevance.

• Ensure sustainable consumption and production patterns (12)



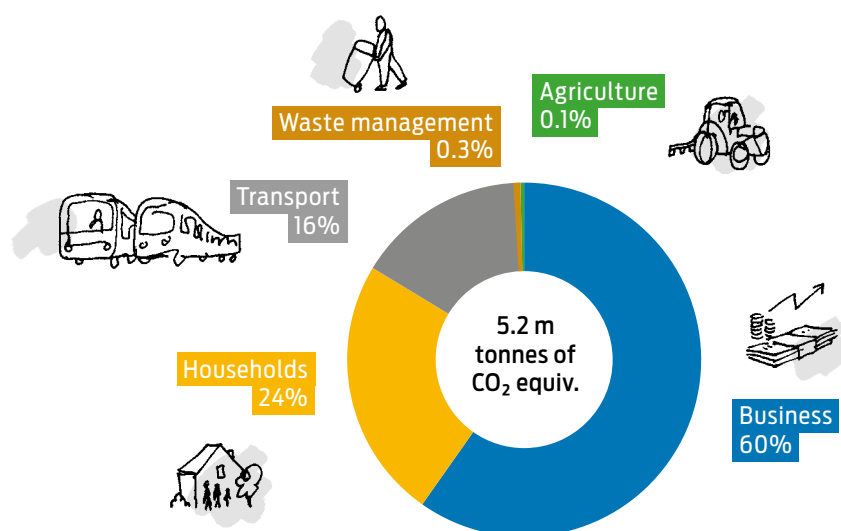
STRATEGIC GOAL 2

SELECTED INDICATORS

5. CO₂ emissions and energy consumption – Greenhouse gas emissions in tonnes of CO₂ and energy consumption in gigawatt hours (GWh) by sector (business, private households, transport) and in per cent compared with 1990; CO₂ emissions per resident and year

In 2015, greenhouse gas emissions in the City of Hanover amounted to 5.2 million tonnes of CO₂ equivalents. This equals 9.3 tonnes of CO₂ per person per year – a decline of 2.8 tonnes compared with the reference year 1990. Overall, CO₂ emissions fell by 21% in this period. Businesses account for 60% of all CO₂ emissions, private households for 24% and transport for 16%.

Figure 2: **Greenhouse gas emissions of the City of Hanover in 2015 by sector**



Source: Region of Hanover, 2015: energy and CO₂ balance for the Region of Hanover

Table 3: **Energy consumption and greenhouse gas emissions**

City of Hanover Sector	Energy consumption (GWh)*				CO ₂ emissions (1,000 t)					
	1990	2005	2015	Change compared with 1990 2005	1990	2005	2015	Change compared with 1990 2005	1990	2005
Households	4,152	3,388	3,243	-22%	-4%	1,558	1,331	1,234	-21%	-7%
Business	7,686	8,009	6,311	-18%	-21%	3,762	3,744	3,093	-18%	-17%
Total stationary energy consumption	11,838	11,397	9,554	-19%	-16%	5,320	5,075	4,327	-19%	-15%
Transport	**	2,448	2,405	**	-2%	861***	852	808	-6%	-5%
Agriculture	-	-	-	-	-	8.2***	6.5	7.2	-12%	10%
Waste management**	-	-	-	-	-	325***	200	17	-95%	-91%
Total	**	13,845	11,959	**	-14%	6,514	6,134	5,160	-21%	-16%

* Not weather-adjusted ** No methodologically comparable figures available

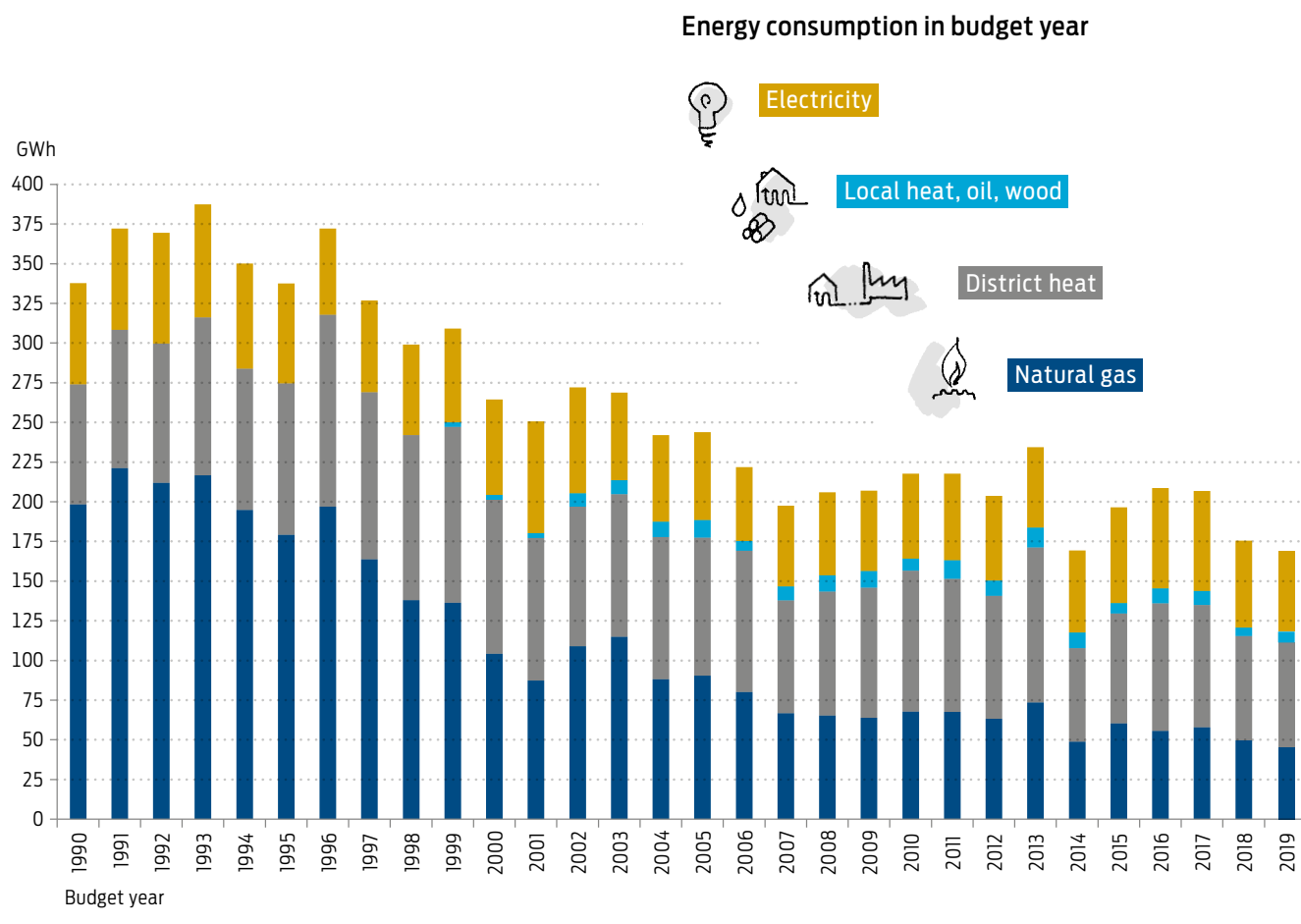
*** Transport, agriculture and waste management from methodologically different data sources or back-calculated from national trend

Source: Region of Hanover, 2019: energy and CO₂ balance for the Region of Hanover and own calculations by the City of Hanover's control centre for climate change mitigation

6. Energy consumption in municipal properties – final energy consumption in gigawatt hours (GWh) per budget year

Total energy consumption by municipal buildings decreased from 337.87 GWh in 1990 to 170.33 GWh in 2019.

Figure 3: **Energy consumption in municipal properties**



Source: City of Hanover, Facility Management Division

10. Climatic and ecological compensation areas – Cold-air producing areas by type of cold air supply, total size in hectares and proportion of total green spaces in per cent

The total area of green spaces producing cold air in the City of Hanover (as at 2016) amounts 8,632 ha, or 42% of the area covered by the city.

Table 4: **Cold-air producing areas (2016)**

Cold-air supply	Total size of the class in hectares	Proportion of total green spaces
Very high	1,054	12%
High	2,686	31%
Moderate	3,717	43%
Low	1,175	14%

Source: GEO-NET (2016): Analysis of the climatic and ecological functions and processes for the City of Hanover

STRATEGIC GOAL 2

PROGRAMMES, PROJECTS AND MEASURES –
A SELECTION

■ “Climate Alliance Hanover 2020”


In the “Climate Alliance Hanover 2020” [55], the City of Hanover worked together with *energcity* and urban society on reducing annual CO₂ emissions in the city by 40% (1.8 million tonnes) by 2020 compared with 1990. Since 2008, the “Climate Alliance Hanover 2020” has comprised the Energy Efficiency Network, an alliance of representatives from around 35 Hanover-based businesses and institutions, and the Partnership for Climate Protection, in which the housing industry, house and property owners and the association of tenants are represented. A third network, the multipliers, was coordinated by the Agenda 21 and Sustainability Office and meets at Agenda forums. The groups regularly discuss technical and strategic questions. From 2012 to 2015 they jointly organised the “multimobile day” project.

■ Climate change mitigation programme Hanover 2035

In June 2020, the council resolved that the approaches, measures and processes enshrined in the “100% for climate change mitigation master plan” for the target year 2050 should be accelerated so that the city can become climate-neutral in 2035 if possible. In order to bring forward the outcomes projected for 2050 by 15 years, the content of the programme must be significantly expanded and promoted. Ambitious specific measures in the fields of lifestyle change (“Act now!”), renewable energies and efficient energy supply, business, buildings and housing as well as mobility/transport are intended to drive forward the transition in energy, mobility and business at local level.

■ Environmental construction standards

Back in 2007 [58], the council of the City of Hanover resolved strict environmental standards for the construction of municipal buildings. They comprise requirements for solar-optimised and energy-efficient urban development planning, defined energy efficiency standards and the construction of new municipal buildings (almost) to the passive house standard, precaution-based land values, rain water management and green roofs to improve the city’s climate. Since 2006, new municipal buildings have been designed largely to the passive house standard and, if possible, connected to district heating. There are also rules regarding the use of ecological building materials. Wherever the City of Hanover can exert influence beyond its own stock of buildings, it defines energy efficiency standards, for example in property purchase agreements or urban development agreements (in connection with development plan presentations). The rules are laid down in the “ecological standards for construction in the municipal area of influence”, which were already resolved in 2007. The standards for energy-efficiency improvements to new public buildings – including new schools and day-care centres – were enhanced in 2018 [59]. The municipal subsidy programme “energy efficiency with stable rents” [60], which expired in 2020, also took into account the social aspect of such improvements, i. e. that they should not result in rent increases.



■ Kronsberg model

The Kronsberg model attracted worldwide attention when it was constructed to a low-energy standard for Expo 2000. This innovative housing development comprises 3,200 units predominantly in multiple dwellings and is continuously being developed. Its defining features are a low heating requirement, a local heat network and quality assurance. The development is currently being expanded to the “Kronsberg-Süd” area (approximately 4,000 residential units) [61]. The next step was to have the units comply with KfW Efficiency House 55 standards (at least 30% better insulation than currently required by law), combined with ecological local heat using renewable energy (biogas), a green park for recreation and a cold-air supply to the city, rain water seepage via troughs and trenches, quality assurance throughout the planning and construction process and the use of construction materials that are not harmful to health and are environmentally sustainable.

■ Strategy for adaptation to climate change

With its strategy for adaptation to climate change [62], the city government developed a programme in 2012 for minimising the consequences of global warming. The strategy’s fields of action include measures to protect against flooding, rain water management, preventive soil and groundwater protection, climate-adapted urban planning, the City of Hanover’s “climate adaptation map” [63] as well as public relations and educational work. The “climate adaptation map” supports decision-making regarding the implementation of adaptation measures and serves as the basis for all climate-related construction and urban development planning. For example, it provides information on areas that are currently suffering from severe bioclimatic effects (or will do in future), cold-air production areas, important cold-air corridors, climate comfort islands and locations with sensitive uses with regard to thermal load.

■ “Climate welfare” pilot project

Under the “climate welfare” pilot project [64], which was partly funded by the Federal Ministry for the Environment, Nature Conservation and Nuclear Safety, the City of Hanover’s climate adaptation strategy was systematically tested – from planning to realisation – as part of a new-build project in cooperation with the Gundlach group of companies. The aim is to develop the new “Herzkamp” residential area in Hanover-Bothfeld into an innovative example of climate-adapted and sustainable construction and living in an urban district. The future district will receive 20 “climate welfare” points for achievements such as keeping cold-air corridors open, a rain water concept with emergency water run-offs and overflow areas for heavy rainfall, climate-adapted design, green roofs (in some cases combined with photovoltaic systems), an underground system for waste, “KfW Efficiency House 40”, a local heat network with a combined heat and power plant and solar thermal energy, and a charging infrastructure for electric vehicles. The Hanover model developed during the project and the guidelines can be applied to future new housing construction projects.

OUTLOOK

Associations, initiatives and the environmental administration have long been heightening public awareness of climate change mitigation in Hanover. The climate change mitigation movement started by young people, “Fridays for Future”, is also increasing the pressure to act. In order to bring forward the city’s 2050 goals by 15 years, the content of the new climate change mitigation programme 2035 must be significantly expanded and promoted. This will require concrete action in the areas of renewable energies and efficient energy supply, business, buildings and housing, mobility/transport and lifestyle change. The city government and municipally owned enterprises aim to set an example by taking suitable steps and making improvements. Examples of this are the planned regional production of hydrogen by Hanover Wastewater Treatment Services at the Herrenhausen sewage treatment plant or the City of Hanover’s participation in the “supporting and accelerating municipal climate change mitigation through smart cities” project, which addresses the question of how digitalisation can help with climate change mitigation. The City of Hanover is also involved in the “TransMit” project, which aims to try out “resource-efficient urban districts of the future”.





STRATEGIC GOAL 3

Strengthen environmentally friendly mobility, reduce motorised private transport

GLOBAL CONTEXT

The mobility of people and goods is a key prerequisite for economic and social development. Among other things, it enables economic growth and tourism, creates jobs, facilitates social participation and conveys a personal feeling of independence. At the same time, mobility and transport place a significant burden on people and the environment – all while impacting a wide range of issues, such as the supply of energy and climate change mitigation, noise abatement, air quality management, new land take, health and road safety, as well as urban quality of life overall. According to the German Society for International Cooperation (Deutsche Gesellschaft für internationale Zusammenarbeit – GIZ) [65], cities worldwide face traffic gridlock. By 2050, just under 70% of the global population will live in cities, which means that around 6.5 billion people will need mobility solutions. This poses enormous challenges for the transport sector, especially when it comes to achieving the goals of the Paris Agreement on climate change and the “2030 Agenda for Sustainable Development”.


RELEVANCE FOR MUNICIPALITIES

The future of mobility plays a material role in sustainable urban development. The key fields of action are shaping sustainable mobility habits, the needs of special user groups (seniors, families, commuters, schoolchildren, etc.), the logistical challenges associated with commercial transport, the fair use of public space, road safety and the necessary climate change adaptation strategies.

The goal of sustainable transport and mobility development is to create environmentally friendly mobility infrastructures and offerings for the city centre, urban districts and individual neighbourhoods alike through intelligent traffic and mobility management. To ensure the greatest possible acceptance by the community, the necessary changes must be socially balanced, attractively designed and safe.

(...) halve the number of global deaths and injuries from road traffic accidents (3.6)

(...) provide access to safe, affordable, accessible and sustainable transport systems for all (11.2)



RELATIONSHIP TO HANOVER

Hanover has the advantage of being a compact city, or “city of short distances”. At the same time, however, it also has to deal with its past as an “automotive city”. Accordingly, public space and transport infrastructure need to be adapted from an urban planning perspective to fit the new strategies of use. The City and Region of Hanover have developed common strategic goals and programmes such as “Hanover City2020+”, the “2025 mobility master plan” with the “cycling concept”, the “100% for climate change mitigation master plan”, the “My Hanover 2030” urban development concept, “urban logistics” or the “e-mobility implementation concept”. With regard to bicycle traffic, the goal is to design infrastructure in such a way that bicycles can be used as one of the fastest means of transport in a radius of up to 10km within urban areas. Doing so necessitates measures that make cycling an enjoyable experience, such as direct routing and short waiting times, along with the greatest possible degree of safety, comfort and convenience on bicycle paths, especially for inexperienced or elderly people, families and children. Accompanying communication measures are a must, as demonstrated by “lust for cycling”, an initiative that aims to get young children interested in sustainable mobility.

The aim with public transport is to expand the network, linking various modes of transport to form an attractive, low-emission set of offerings that encompasses comprehensive and efficient public transport infrastructure with an appropriate frequency of connections, easy and barrier-free access, attractive “Bike & Ride” and “Park & Ride” facilities, links to sharing services at public transport stops and reasonable ticket prices, including digital access and payment options.

Businesses, commercial establishments and retail stores must be easy to reach in order for a city to function as a habitat and economic engine. Getting to such locations also needs to be sustainable – through an approach to urban logistics that uses new supply and delivery concepts, along with alternative means of transport such as freight bicycles and electronic vehicles. Among other things, Hanover’s electromobility implementation concept provides for the expansion of charging infrastructure, supporting businesses as they convert to e-mobility and promoting the switch as part of the “Hanover goes electric” campaign. The city government itself plans to add electric vehicles to its fleet and provide offers for its staff.



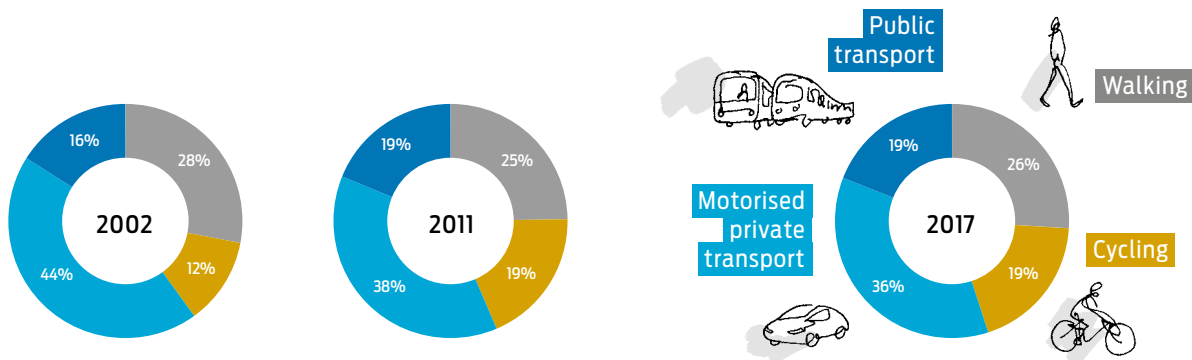
STRATEGIC GOAL 3

SELECTED INDICATORS

12. Modal split – Share of each mode of transport (walking, cycling, motorised private transport, public transport) as a percentage of all journeys within the city

Between 2011 and 2017, the share of modal split accounted for by motorised private transport fell slightly from 38% to 36%, with public transport accounting for a consistent 19%. At 19%, the share attributable to cycling remained unchanged in this period. The percentage of trips by foot increased slightly from 25% to 26% during the same period.

Figure 4: **Modal split in the City of Hanover**

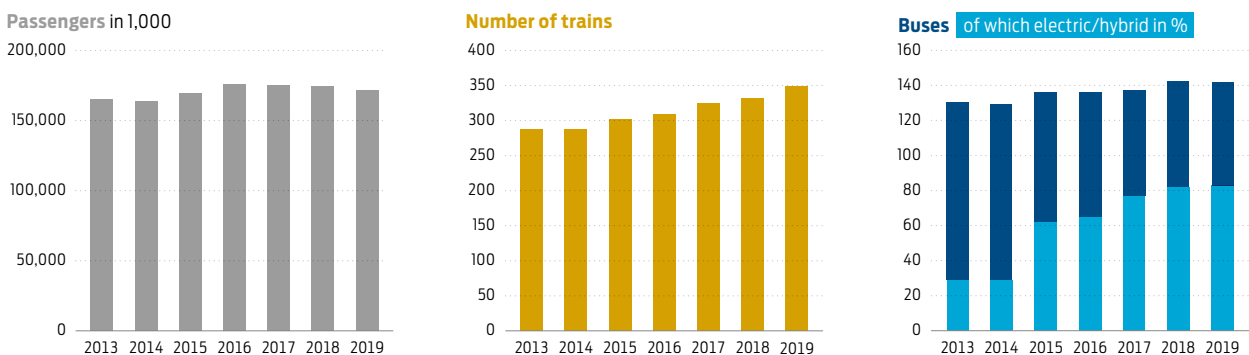


Source: Federal Ministry of Transport and Digital Infrastructure, 2018: Mobilität in Deutschland 2017; Region of Hanover

15. Public transport supply and demand – Number of passengers carried by municipal transport companies (ÜSTRA Hannoversche Verkehrsbetriebe AG) in millions per year, as well as the share of hybrid and electric buses in per cent

The number of passengers carried by ÜSTRA grew from around 165 million in 2013 to almost 172 million in 2019. During the same period, the number of hybrid and electric buses increased from 29 to 83.

Figure 5: **Development of public transport**



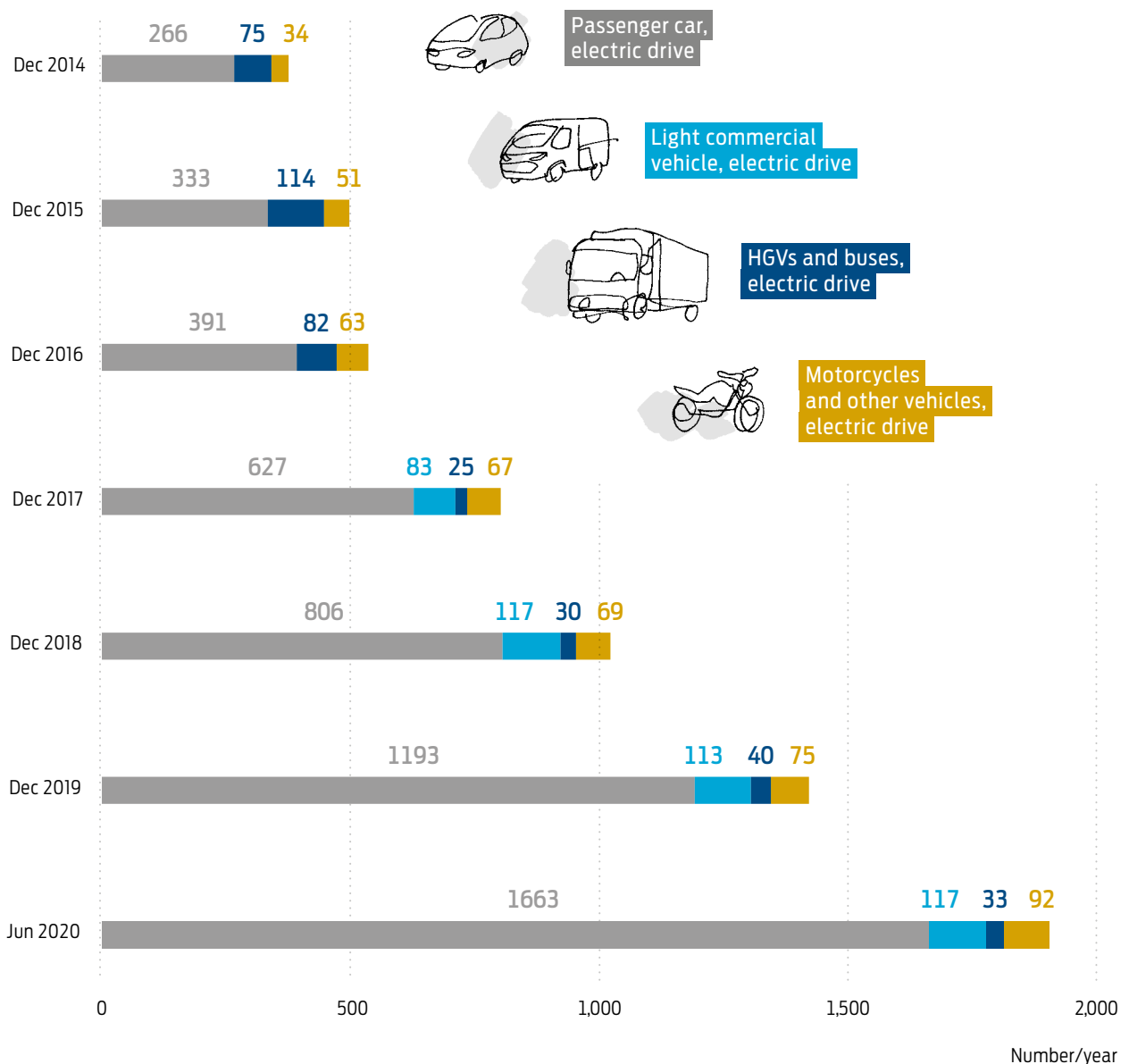
Source: ÜSTRA Hannoversche Verkehrsbetriebe AG

17. Electromobility and charging infrastructure –

Number of registered electric vehicles (including plug-in hybrid and hydrogen fuel cell cars); number of publicly accessible recharging points as defined by the charging infrastructure concession; number of electric vehicles in the City of Hanover's fleet compared to passenger cars and light commercial vehicles (up to 2.8t)

The 1,905 registered alternative fuel vehicles (battery electric, plug-in hybrid and fuel cell vehicles) currently account for just 0.75% of all registered vehicles. As at June 2020, a total of 155 recharging points at 60 locations were accessible to the public. The 1,000th recharging point overall (public and private) was opened in the Hanover region by enercity in November 2020.

Figure 6: Number of registered electric vehicles in the City of Hanover



Source: City of Hanover, Public Order Department

STRATEGIC GOAL 3

PROGRAMMES, PROJECTS AND MEASURES –
A SELECTION

■ “2025 mobility master plan”

The “2025 mobility master plan” [66] is a transport development plan for integrated transport and mobility planning with the aim of significantly strengthening environmentally friendly forms of mobility and local mobility in Hanover. The cycling concept [67] is one of the focal points of the 2025 master plan. The goal is to increase the share of modal split accounted for by cycling from 13% (2010) to at least 25% in 2025 while reducing cycling accidents and raising public awareness of eco-friendly mobility.

The mobility master plan is linked and coordinated with other sector planning projects, such as the “100% for climate change mitigation master plan”, the air quality management and noise abatement plan, the regional public transport plan and the region’s “pro climate” transport development plan.

■ Cycling concept and “lust for cycling”

“Hanover – lust for cycling” [68] is an initiative designed to get people interested in cycling for their everyday journeys and increase the share of the overall modal split accounted for by bicycle traffic. Focal points include promoting bicycle-friendly infrastructure, highlighting the benefits for health and well-being, safety and visibility, fairness and creativity, individuality, and innovations in the world of cycling. Interest groups and associations are included in order to address residents in a targeted manner. Since 2017, for example, retailers in the city centre and the merchants’ organisation have been joining forces with environmental organisations to provide a wide range of events and highlights designed to promote climate-friendly mobility and offer practical support in the form of bicycle inspections and other services on Sundays on which shops are open.

Thanks to the programme, over 1,000 bicycles were inspected free of charge in 2020. The initiative is the third pillar of the cycling concept and is embedded in the 2016/17 campaign [69] to extensively upgrade the existing cycling network, including investments in the expansion and modernisation of the cycling system (such as all kinds of cycling paths, bicycle parking facilities, cycle counters, comfort elements, traffic lights for cyclists and much more).

■ Cycling routes

A network of cycling routes with twelve routes leading outward from the city centre’s circular cycling ring into all districts of the city is to be built over the next ten years [70].

The cycling routes will be subject to the following standards:

- standardised signage
- 2.50m wide for one-way traffic, 3.0m wide for two-way traffic
- high-quality surfaces
- extensive and consistent lighting in built-up areas
- appropriate right of way and adapted traffic light regulation to ensure short travel times

■ Networks to encourage cycling through environmental education

As part of the “week of road safety”, the City of Hanover partners with the Police Directorate Hanover, the Automobile Club Lower Saxony/ Saxony-Anhalt (Allgemeiner Deutscher Automobil-Club Niedersachsen/Sachsen-Anhalt e. V. – ADAC), Verkehrswacht Hannover-Stadt, Gemeinde-Unfallversicherungsverband Hannover (GUVH), Landesunfallkasse Niedersachsen (LUKN) and ÜSTRA Hannoversche Verkehrsbetriebe AG (the local public transportation company) to offer a wide range of hands-on activities for roughly 1,000 schoolchildren, including cycle training, cycling simulations and a quiz on how to stay safe on the road.

The Citizens’ initiative for environmental protection (Bürgerinitiative Umweltschutz e. V. – BIU) [71] has provided bike checks and an interactive, in-person quiz featuring questions about cycling for schools throughout the region since 2016. Roughly 1,350 children in Hanover had taken part in the programme by the end of 2019. BIU also offers citizens free bicycle checks and various events at locations around the city. Between 2016 and the end of 2019, the organisation inspected 1,600 bicycles throughout the Hanover area. Since 2015, the local and regional chapters of the German Cyclist’s Association (Allgemeiner Deutscher Fahrrad-Club e. V. – ADFC) [72] have been making it easy for people in and around Hanover to try carrier cycles for themselves with “Hannah – carrier cycles for Hanover”, a free-of-charge rental freight bicycle hire service. In cooperation with the car-sharing provider Stadtmobil, the service is currently being developed for hourly and reliable 24/7 rental in Hanover to establish cargo bikes as a dependable pillar of day-to-day mobility. For several years now, the regional ADFC chapter has also been offering introductory cycling classes that focus on the natural development of perception, movement and action.

■ Competitions to promote cycling

In October 2016, Hanover was once again recognised as a “bicycle-friendly municipality in the state of Lower Saxony” [73]. “Lower Saxony’s Ministry of Economic Affairs, Employment, Transport and Digitalisation”, along with Arbeitsgemeinschaft Fahrradfreundlicher Kommunen Niedersachsen/Bremen (AGFK), praised the city’s broad concept for promoting cycling. Every two years since 2009, the City of Hanover and the ADFC have honoured companies for their efforts to promote cycling through measures such as cycling infrastructure, motivating employees to bike to work, providing bicycle-related services, information and communication as part of their competition entitled “the most bike-friendly employer” [74]; the Region of Hanover joined as a co-organiser of the competition in 2013. Together with the region, the City of Hanover won the “City Cycling” competition in 2016, 2017 and 2018. In 2020, 13,748 participants in the Region of Hanover (2019: 9,343) signed up for the three-week campaign, ultimately travelling a total of 3,073,221km (2019: 1,852,743km) on their bicycles and saving 452,000kg of CO₂ in the process [75].

■ “Hanover goes electric”

As part of the “Hanover goes electric” project, the City of Hanover works with twelve partners, including Leibniz University Hannover, Hochschule Hannover – University of Applied Sciences and Arts, enercity Netz GmbH (eNG) and enercity AG. In May 2018, the city’s council adopted “Hanover goes electric”, a concept to promote the use of electromobility in Hanover [76] in order to reduce local air and noise pollution while helping to improve air quality in Hanover. The result is an integrated concept for the city with 37 measures, including the expansion of charging infrastructure for all types of electric vehicles. The concept defines driving and charging as a field of action, calls on the city’s government to set a good example and provides for communication and public relations campaigns. “Hanover goes electric” was developed with the financial support of the Federal Ministry of Transport and Digital Infrastructure [77].

As a result, the City of Hanover is currently focusing on the following three major pillars: expanding charging infrastructure, converting the municipal vehicle fleet, and advice and public relations.

■ “Hanover urban logistics initiative”

The “Hanover urban logistics initiative” [78] has its origins in the “My Hanover 2030” municipal dialogue, which highlighted the need for action in the field of urban mobility, especially the transport of people and goods within the city. Based on the findings, the city joined forces with partners

from the private sector and the scientific community to launch the initiative. At the heart of the logistics of the future are the needs of people in a liveable city. The vision behind the logistics of the future in a climate-neutral Hanover stands for quiet, emissions-free and safe transport solutions, as well as innovative infrastructure in an urban environment. The goal is to set up an international region of expertise in Hanover and the metropolitan area by 2030. The Hanover urban logistics initiative has drawn up a road map for an initial period of three years with the aim of bringing its vision to life and establishing itself as an international region of expertise for urban logistics – all while setting an example for quiet, emissions-free and safe transport solutions, as well as innovative infrastructure in an urban environment.

OUTLOOK

Within the city, transport and mobility are the third-largest source of CO₂ emissions, accounting for a share of 16%. Of that traffic, 41% can be influenced locally. The greatest potential lies in preventing traffic and shifting it to more environmentally friendly forms of transport, as well as in improved fuels and drive systems and environmentally friendly energy sources. The “urban logistics initiative” aims to turn Hanover and the metropolitan area into an international region of expertise by 2030. Under the plans, the City of Hanover will become an example for quiet, emissions-free and safe transport solutions, as well as innovative infrastructure. Significant growth in the number of private recharging stations plays a pivotal role in making electromobility a success. Plans are in place to increase the share of modal split accounted for by bicycle traffic to 25% by 2025. A network of twelve cycling routes leading outward from the city centre’s circular cycling ring into all districts of the city is to be built over the next ten years. Good cycling path connections within neighbourhoods and between them – with sufficiently wide paths and a high surface quality, as well as an outstanding level of actual and perceived safety – also have the potential to motivate people to switch to cycling. The vision of a car-free city centre, which is being discussed with the involvement of all stakeholders and implemented in model projects, builds on the realisation had by many that clean air, quiet surroundings and enjoyable public spaces make a city more liveable.





STRATEGIC GOAL 4

Safeguard healthy conditions for life, protect resources

GLOBAL CONTEXT

Safeguarding our natural resources is vital for ensuring sustainable development and the well-being of present and future generations. Global ecosystems in need of protection include the large forest systems and the planet's oceans, as well as the atmosphere and the soil with their cycles that are essential to life. The goal must be to not overstretch the planetary boundaries or endanger the functioning of the earth's systems. However, many ecosystems are in fact already at breaking point or have been pushed past it.

According to a study by the WHO (World Health Organisation) [79], 4.2 million people worldwide die each year from the consequences of polluted **air** outside buildings. This makes air pollution the fourth-biggest risk factor for mortality. Asia and Africa are particularly badly affected. According to the "German Environment Agency" [80], air pollution in Germany decreased sharply from 1995 to 2018. The country now no longer exceeds the European limits for sulphur dioxide, carbon monoxide, benzene and lead (as at January 2020). Although PM10 and NO₂ levels are falling, WHO limits and recommendations are still being exceeded.

The **soil** beneath our feet is multi-talented: it stores water and nutrients, and is a habitat for plants and animals. It filters and buffers pollutants, and stores enormous quantities of CO₂ – on a global scale, twice as much as is stored by vegetation and the atmosphere together. Soil is the basis

for life in the truest sense of the word: for food and animal feedstuff as well as for renewable resources. However, it is believed that soil use and nitrogen deposition have already led to the planetary boundaries being reached or exceeded.

The right to clean **water** is one of the basic human rights declared by the UN. Nevertheless, according to a 2019 report by the UN children's charity UNICEF [81] and the World Health Organisation (WHO), one in three people worldwide – 2.2 billion – still does not have secure access to clean drinking water. In Germany, each person consumes around 120 litres of water per day in their household and roughly 4,000 litres of so-called virtual water – the amount required to produce our food and daily goods. This is water that is largely consumed "on our behalf" in other regions of the world. The use of **packaging** in Germany continues to rise, reaching a new all-time high of 18.9 million tonnes in 2018 according to the "German Environment Agency" [82]. Private consumers accounted for 47% of this figure. That is equivalent to 107.7 kilograms of packaging waste per person – a whole 20.6% more than in 2010. Even where plastic waste is collected in the proper manner, recycling it can be problematic. From a global perspective, according to World Wide Fund For Nature (WWF) Germany [83], between 4.8 and 12.7 million tonnes of plastic end up in the oceans each year, leading to huge waste patches in our seas, polluted beaches and coastal habitats.

(...) ensure sustainable withdrawals and supply of freshwater to address scarcity (6.4)

(...) reduce the adverse per capita environmental impact of cities (11.6)



RELEVANCE FOR MUNICIPALITIES


Global SDG 11 is focused explicitly on municipalities. To achieve the positive vision of this goal, environmental pollution must be reduced considerably, in particular air pollution and (plastic) waste. By introducing a ban on the sale of disposable plastic items, the German federal cabinet has transposed EU rules into national law. The regulation is to take effect on 3 July 2021 [84]. Achieving the goal also requires protecting the natural resources of air, soil and water. For municipalities, this entails high costs for certain tasks such as wastewater treatment.

RELATIONSHIP TO HANOVER

To date, the air quality plan 2011 for the City of Hanover has not succeeded in ensuring compliance with the applicable annual average limit of 40 µg/m³ NO₂ on all main roads with measuring sites. The updated version of the plan therefore includes additional steps to reduce nitrogen dioxide emissions caused by traffic. Enercity AG supplies drinking water to around 700,000 people in Hanover and the surrounding area. In 2019, it provided 45.1 million cubic metres of water to the concession area. The high quality of this water means that it remains below the strict limits of the German Drinking Water Regulation.

As a municipal enterprise, “Hanover Wastewater Treatment Services” is responsible for drainage and wastewater treatment in the city. Thanks to modern and efficient wastewater treatment, qualified staff and in-depth consultation with the public and companies, the two major sewage treatment plants have complied with the statutory limits for almost two decades.

The volume of waste in the Region of Hanover has fallen sharply in recent years. In 2019, a total of 557,325 tonnes of waste was delivered to the municipal waste management company (Zweckverband Abfallwirtschaft Region Hannover – aha), compared with 655,978 tonnes in 2008. This corresponds to 481 kilograms of waste per person per year (2008: 580 kg/PE*year, -17%). Initiatives such as “clean Hanover”, “Hannoccino”, “HOP! – plastic-free Hanover”, education and advice offered by partners working with the City of Hanover, as well as creative activities in urban society, help raise even more awareness among the public and promote a conscious approach to waste and sustainable consumption.



STRATEGIC GOAL 4

SELECTED INDICATORS

20. Air quality – Air pollution due to nitrogen dioxide (NO₂) at the traffic measuring station in Göttinger Strasse and the background station at Lindener Berg as well as at the passive sampler locations as annual average figures in micrograms per cubic meter (µg/m³) and exceedance of selected EU limits for pollutants

From 2006 to 2019, annual average NO₂ levels dropped to 16 µg/m³ on main roads with measuring sites (background pollution). In 2019, the annual average figure of 40 µg/m³ was adhered to for the first time in Göttinger Strasse, Bornumer Strasse and Marienstrasse, while Vahrenwalder Strasse remained below this NO₂ limit one year earlier, in 2018. Friedrich-Ebert-Strasse was the only measuring site where the annual average NO₂ level exceeded the limit of 40 µg/m³.


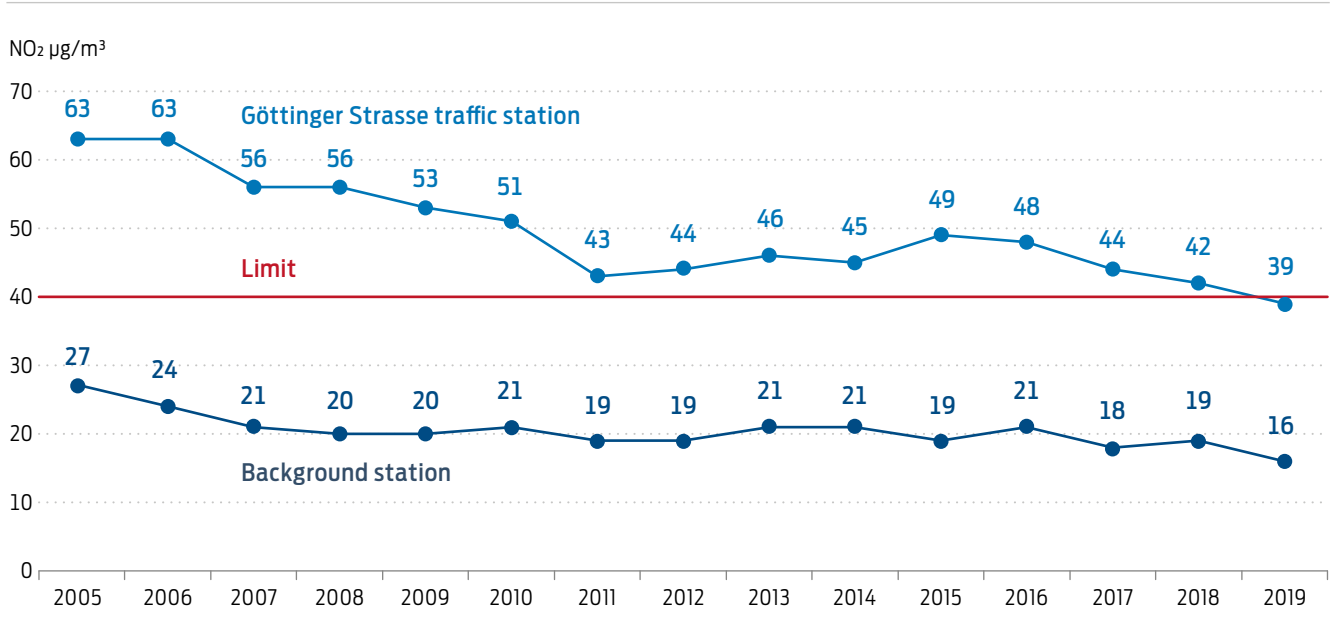


Figure 7: Development of annual average figures for nitrogen dioxide



Source: Annual reports on air quality, state trade supervisory office of Hildesheim

22. Soil in need of protection – Soil in need of protection, by soil class in square kilometres and as a percentage of the total area

In 2019, soil with a very high need for protection accounted for an area of 45 km² (around 22% of the municipal area). This amounts to a 3% decrease compared with 2009. Soil with a high to moderate need for protection totalled 38 km² (18%), a 1% fall in the period from 2009 to 2019. Around 60% (roughly 121 km²) of the municipal area is currently classified as having a low or no need for protection – a 4% increase compared with 2009.

Table 5: **Extent to which soil is in need of protection by soil class**

Need for protection of soil	Area in km ²		Proportion of municipal area* in %	
	2009	2019	2009	2019
Very high	51	45	25	22
High to moderate	39	38	19	18
Low to zero	114	121	56	60

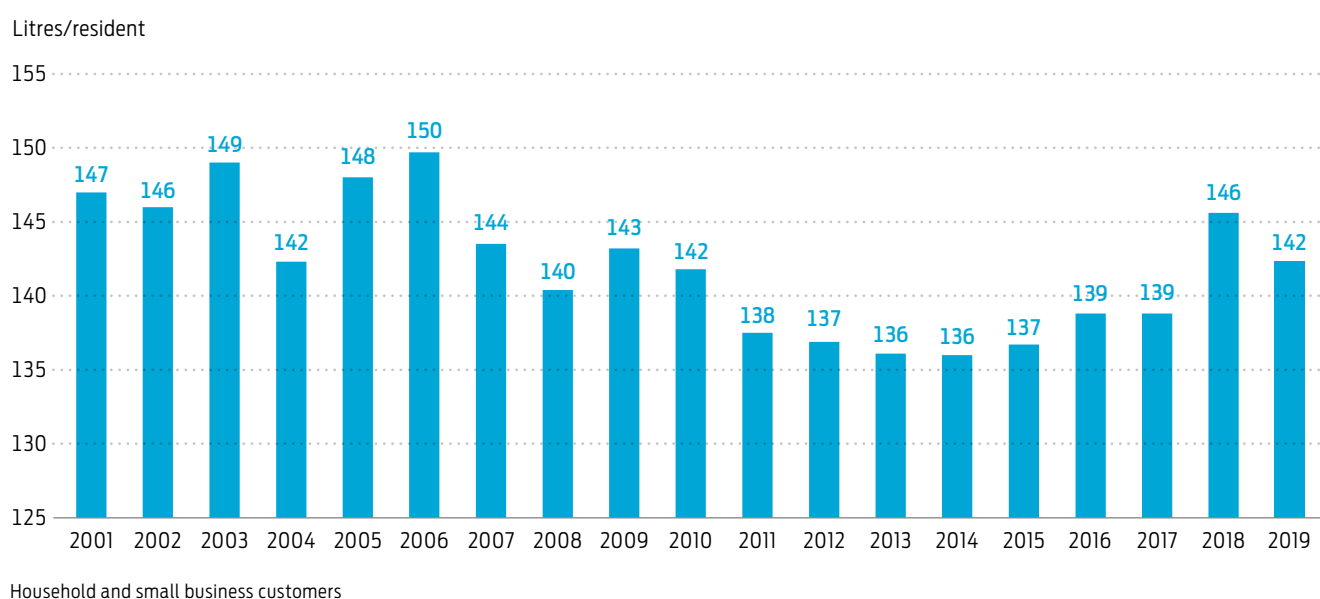
* Municipal area: 204.14 km²

Source: Institut für Umwelt-Analyse Projekt GmbH (IFUA), 2009 and 2019; City of Hanover, Environment and Urban Greenspace Division

23. Drinking water consumption – Drinking water consumption of tariff customers (household and small business customers) in the water supply network of energicity AG, Hanover, in litres per resident per day

Daily consumption of drinking water per resident (household and small business customers) decreased from 147 litres in 2001 to 136 litres in 2014. Consumption went up again in the subsequent years, rising to 142 litres per resident in 2019, having reached 146 litres per resident in the hot summer of 2018.

Figure 8: **Drinking water consumption per resident**

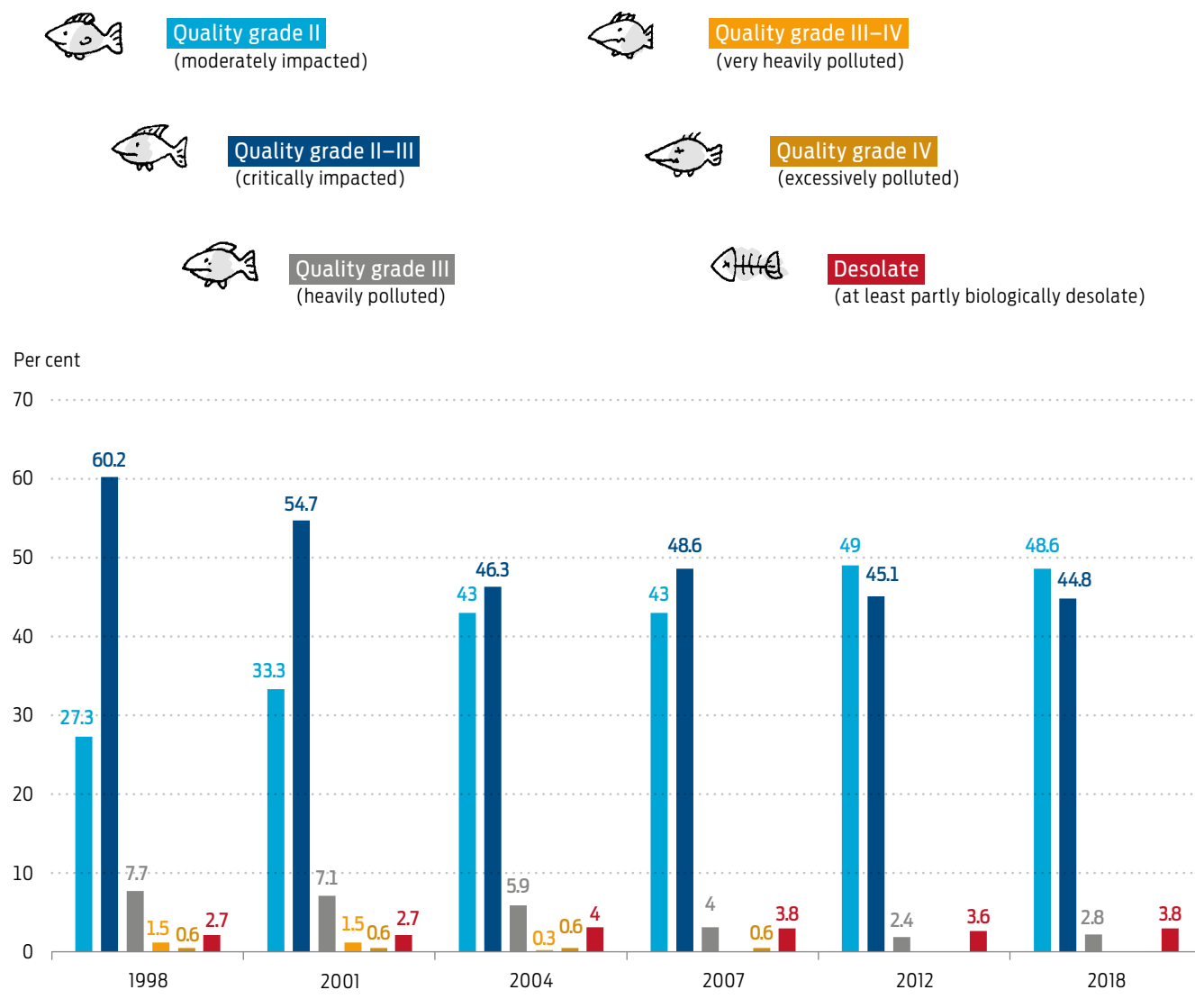


Source: energicity AG, Hanover

26. Water quality – Biological quality of running waters – percentage of length with quality grade II out of the total length of all running waters

Stretches of running waters with quality grades III–IV (very heavily polluted) and IV (excessively polluted) have not existed in the City of Hanover since 2012. Only the proportion of running waters that were at least partly biologically desolate increased from 2.7% in 1998 to 3.8% in 2018. However, stretches with quality grades II–III (critically impacted) declined from 60.2% in 1998 to 44.8% in 2018. Quality grade III (heavily polluted) fell to 2.8%. Consequently, the proportions accounted for by stretches with higher water quality increased: quality grade II (moderately impacted) rose from 27.3% in 1998 to 48.6% in 2018. Running waters with the highest quality (grades I and I–II) are naturally not present in urban agglomerations of the North German Plain.

Figure 9: **Water quality of the running waters in Hanover based on their free-flowing section in per cent**

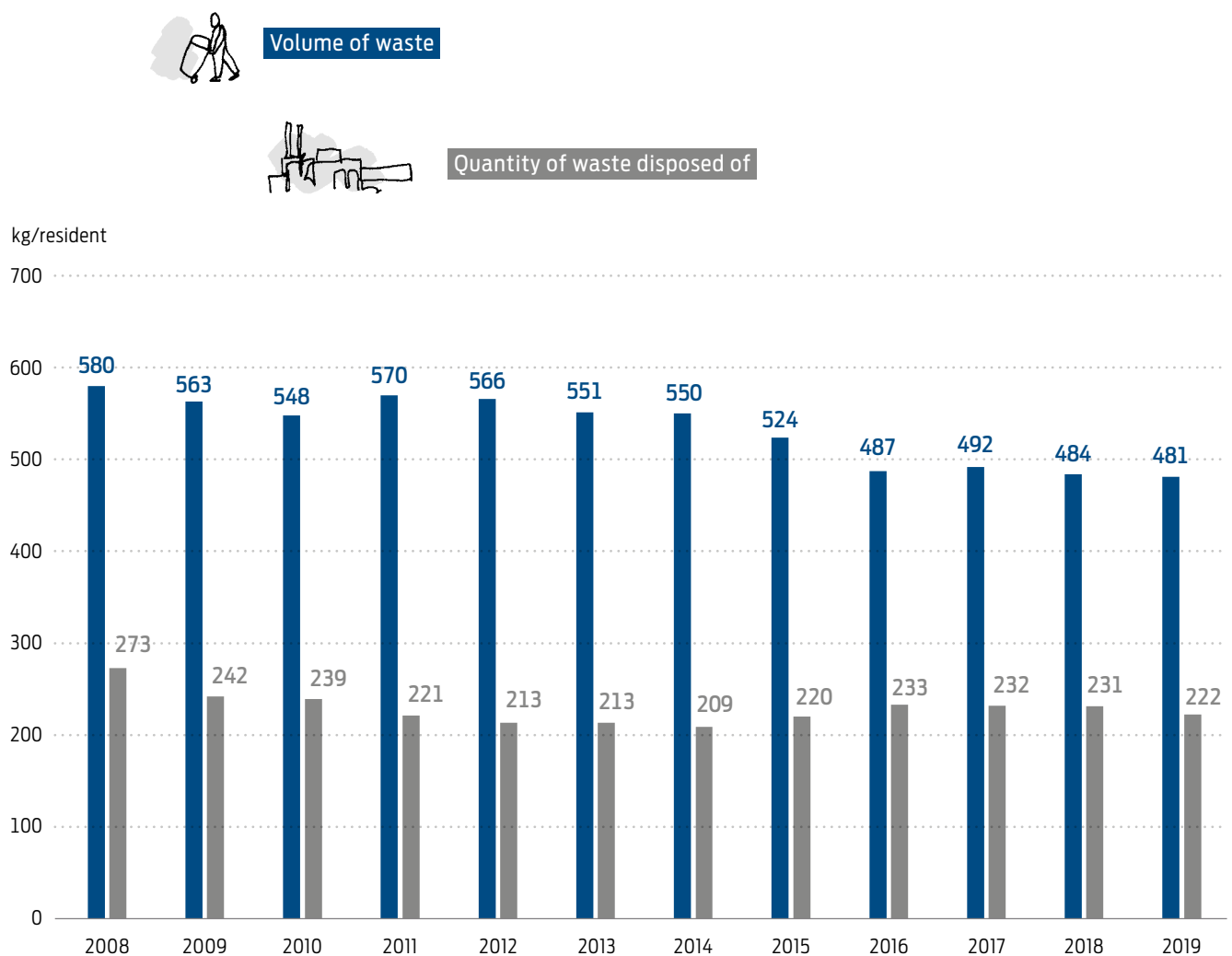


Source: Arbeitsgemeinschaft Limnologie und Gewässerschutz e. V., Hanover

27. Volume of waste – Quantity of waste delivered from the Region of Hanover and disposed of, as well as the separately recorded quantity of recyclable materials from households in kilograms per resident per year

In 2019, the volume of waste delivered to the municipal waste management company (Zweckverband Abfallwirtschaft Region Hannover – aha) from the Region of Hanover amounted to 557,325 kg, or 481 kg per resident per year (2008: 580 kg/PE*year); 29,888 tonnes of waste were deposited in landfill, and 227,443 tonnes were incinerated. The proportion of recyclable materials was 56% in 2019. 93,335 tonnes of waste paper (81 kg/PE*year) and 10,146 tonnes of waste electrical and electronic equipment (6 kg/PE*year) were collected in the region.

Figure 10: **Volume of waste (total) and quantity of waste disposed of in the Region of Hanover**



Total volume of waste delivered to the three landfill sites from the Region of Hanover and weighed by aha (includes residential waste as well as hospital and production-specific waste, among other types); the quantity of waste disposed of corresponds to the quantity incinerated and deposited in landfill.

Source: Zweckverband Abfallwirtschaft Region Hannover (aha)

STRATEGIC GOAL 4

PROGRAMMES, PROJECTS AND MEASURES –
A SELECTION■ **Update and implementation of the air quality plan**

In May 2008, an EU air quality directive came into force that sets a limit for annual average nitrogen dioxide emissions of $40 \mu\text{g}/\text{m}^3$, which must be complied with from 1 January 2010. As it was foreseeable that this limit could not be achieved on certain main roads, an air pollution control plan was developed in 2007 [85] and updated as the air quality plan in 2011 [86]. However, the measures contained in the plan (including optimising traffic light control, promoting cycling, expanding public transport and enhancing its attractiveness, establishing a low-emission zone) are not sufficient to comply with the limit. The update of the air quality plan [87] therefore involves analysing, assessing and defining additional measures to reduce nitrogen dioxide emissions caused by traffic. For example, the measures include continuing to implement the cycling network concept across the city, constructing bike park shelters in the city, further increasing the number of electric charging stations at “Bike & Ride” and “Park & Ride” facilities, in particular to connect public transport and e-mobility, developing cheaper tariffs for public transport, making walking a more appealing option, and improving district centres through measures to make local mobility more attractive.

■ **GIS-based map shows soil in need of protection**

At the beginning of 2010, the City of Hanover introduced a method enabling a user-friendly assessment of the extent to which soil in the city is in need of protection. The method uses a GIS-based map containing consolidated soil function assessment data for Hanover [88]. This digital map displays the degree of protection required by the soil in colour, with levels ranging from very low to very high. The following soil functions are taken into account: habitat for plants (natural soil fertility, biotope development potential, closeness to nature), water balance (water storage capacity) and archive of natural and cultural history (geoscientific as well as cultural and historical significance, rarity). The digital map allows detailed analysis of the extent to which the soil affected by the planning is in need of protection. The map containing consolidated soil function assessment data was updated in 2019 [89]. In this case, the term “land use” means the utilisation of areas previously deployed for agriculture or forestry or of other green spaces for development as areas for housing or transport (see data above). The comparison shows that, in the past ten years, a rise in the number of built-up areas and sealed surfaces

in the City of Hanover has been accompanied by a decline in the proportion of areas with soil in need of protection. Since 2009, 56 development plans that involved building on areas with soil in need of protection have gained legal force in Hanover. The areas in question cover a total of 3.67 m^2 (0.02% of the municipal area). If the natural soil in these locations is altered in the course of the development and the design of the open spaces to such an extent that it loses its natural soil functions, the areas concerned will no longer be included in the soil function assessment. However, it should be noted here that this approach represents merely a rough approximation of the actual conditions.

■ **TransMiT – resource-optimised transformation of combined and separate sewage systems in existing districts with high pressure from urban development**

Municipal water treatment services are facing major challenges. The growing number of extreme weather events caused by climate change is intensifying pressure on water management infrastructures. At the same time, the complete transformation of combined systems into separate systems is proving more and more difficult, especially in existing districts. In order to nevertheless operate existing water treatment systems in a manner that protects the environment, conserves resources and is cost-efficient, the plan entitled “resource-efficient urban districts of the future” (funded by the Federal Ministry of Education and Research as part of the flagship “city of the future” initiative) is intended to show how urban development, green planning and water management aspects of district and infrastructure planning can be linked in the long term in such a way that a win-win situation arises – using three districts from the cities of Braunschweig, Hanover and Hildesheim as examples. Research focused on “blue and green infrastructures” aims to optimise rain water management in urban spaces through unsealing and decentralised systems such as green roofs, green facades and trough-and-trench systems. As a result, the amount of rain water that runs into the sewerage system is reduced, faulty connections from courtyards to the sewer are fixed and a delay in drainage is achieved, if necessary. The City of Hanover focuses on the following areas as part of its “blue and green infrastructures” research project: synergetic use of roof areas, potential of facade design/moss as well as water elements in urban districts. The aim is to develop a concept for the

city as a whole, which also takes into account conflicts of interest in planning processes. The results will be published as practical methodological recommendations for supporting planning and strategy processes.

■ Everyone joins forces for a clean city and region

“Clean Hanover!” [90] is an initiative by the City of Hanover and the municipal waste management company (Zweckverband Abfallwirtschaft Region Hannover – aha) together with almost 40 local partners to heighten residents’ awareness of the topic of cleanliness in public spaces. The initiative was prompted by the “concept for safety and order in public spaces” resolved by the City of Hanover’s council at the end of 2017. Waste hunters, more cleaning staff and faster removal of flytipped refuse are the key elements of the new concept. The reason for this is that more than 1,100 tonnes of illegally dumped general waste has to be collected in the Region of Hanover. The costs caused by illegally dumped waste amount to around EUR 1.2 million in the city and EUR 1.5 million in the surrounding area. The “waste alert app”, which was launched in July 2019, is a convenient digital way for the public to report flytipping in and around the city. Hanover now has 9 waste hunters who are helping to ensure a clean image for the city by following up around 30,000 notifications each year. The quick-response team removes flytipped refuse promptly and goes on joint patrols together with public order officials from the city.

■ “Hannoccino”

Around 2.8 billion disposable coffee cups are used in Germany each year – more than 18 million in Hanover alone. The average life of each cup is just 15 minutes. “Hannoccino”, which was introduced by the City of Hanover and aha in 2017, is a deposit system for reusable, returnable cups that offer an environmentally friendly alternative. The project won the GreenTec Award in the lifestyle category in April 2018. The annual GreenTec Award honours innovative products and projects that pave the way for an environmentally conscious future [91].




■ “HOP! – plastic-free Hanover” initiative

“HOP! – plastic-free Hanover” [92], an initiative founded in 2019 by the city’s Directorate of Economic and Environmental Affairs, aims to unite future efforts to reduce and avoid plastic waste under one roof. Around 30 companies, educational institutions and other organisations from the city have now joined the initiative. Going forward, the goal is to make HOP more visible in urban society and to communicate the idea to consumers in a positive way by developing an attractive corporate design, posters, flyers in different languages, the HOP fruit and vegetable string bag and a freight bicycle carrying information about the initiative as a mobile awareness-raising tool.

OUTLOOK

Especially due to the pandemic, the topic of human health is gaining ever greater importance – not only in public perception, but as a means of protecting our social systems. Clean air, above all in cities, makes a significant contribution to this. Under the update of Hanover’s air quality plan, the city is analysing, assessing and defining potential ways to reduce nitrogen dioxide emissions caused by traffic. Suitable measures include implementing the cycle network concept, constructing bike park shelters in the city, increasing the number of electric charging stations at “Bike & Ride” and the construction of “Park & Ride” facilities to better connect public transport and e-mobility. The aim is to introduce cheaper tariffs for public transport and to make walking a more appealing option, especially for local trips. The indicator “land use” only partly captures the utilisation of soil because paths, business premises or gravelled domestic gardens, among other things, have a detrimental effect on soil functions even in parks, cemeteries or allotments. Only those areas with low significance for soil functions should be developed or sealed. Areas with valuable soil functions that are worthy of protection should be identified in high-level planning. The sustainable and efficient use of water as an essential natural resource is also becoming more important. Hot summers and increasing consumption mean that it is necessary to protect groundwater and promote recharge by unsealing soil and using drinking water efficiently.

Joint initiatives by aha, the City of Hanover and its partners such as “clean Hanover”, “Hanover is chipper”, “Hannoccino”, “HOP! – plastic-free Hanover” or educational measures such as “paper transition” and “waste – no thanks!” as well as numerous creative activities in urban society contribute to raising even more awareness among the public and promoting a conscious approach to waste and sustainable consumption.



STRATEGIC GOAL 5

Promote environmental awareness and sustainable lifestyles

GLOBAL CONTEXT

Global SDG 4, with its target 4.7, aims to ensure that “all learners acquire the knowledge and skills needed to promote sustainable development, including, among others, through education for sustainable development and sustainable lifestyles, human rights, gender equality, promotion of a culture of peace and non-violence, global citizenship and appreciation of cultural diversity and of culture’s contribution to sustainable development” [93]. Education for sustainable development (ESD) enables everyone to understand the effects of their actions on the world and the environment.

RELEVANCE FOR MUNICIPALITIES

To implement the global SDGs, Germany presented a National Action Plan in June 2017 [94], which plans to establish ESD in all areas of education: from early childhood care and education, school, technical and vocational education and training, through to higher education, as well as in informal learning and local authorities. This is a responsibility for municipalities because they can establish sustainability at a local level and bring it to life. They can create places to learn about sustainability, both inside and outside schools. The transition to sustainable lifestyles requires us to make suitable spaces for experimentation and exploration available to children, young people and adults in their living environment.

(...) provide universal access to safe, inclusive and accessible, green and public spaces (11.7)

(...) ensure that people everywhere have the relevant information and awareness for sustainable development and lifestyles in harmony with nature (12.8)



• Ensure inclusive and equitable quality education and promote lifelong learning opportunities for all (6)



RELATIONSHIP TO HANOVER

Many of the administrative bodies in the City of Hanover carry out ESD activities and in particular provide environmental education as part of their remit, including the Environment and Urban Greenspace Division, the Facility Management Division, the Schools Division, Hanover Wastewater Treatment Services, the public adult education center Ada-und-Theodor-Lessing-Volkshochschule Hannover (VHS Hannover) the Agenda 21 and Sustainability Office and the municipal waste management company (Abfallwirtschaftsbetrieb Region Hannover – aha). The main goals of these activities are to promote environmental awareness, to motivate people to treat nature and the environment with care and to support sustainable lifestyles.

The topics covered range from waste prevention, saving water, climate change mitigation and resource protection, and environmentally friendly mobility as well as preserving biodiversity, experiencing nature and garden culture through to healthy eating, fair trade, sustainable business, social justice, inclusion and cultural diversity.

At the same time, the City of Hanover takes social responsibility in accordance with the global SDGs and expresses its solidarity with cities and people in the Global South. An example of this is the city's commitment to fair trade: Hanover has been named a "Fair Trade Town" and has maintained a partnership with Blantyre in Malawi for 50 years.

A large number of environmental, conservation and development policy groups and organisations are active in Hanover. As a result, an extensive range of activities, projects, events and invitations to debates are offered by the organisations alone or in cooperation with the city government. A great deal of what makes Hanover unique in terms of its approach to sustainability is due to this commitment, without which the city cannot achieve the goals it has set.



STRATEGIC GOAL 5

SELECTED INDICATORS

28. Education for sustainable development (ESD) for daycare centres and schools – Number of classes, workshops, further training courses, guided tours and events held and number of participants



Education for sustainable development (ESD) has been introduced in nearly all institutions. However, only small samples of statistically analysable data series are currently available. In 2019, the 321 sessions offered by the Agenda 21 and Sustainability Office on environmental education and sustainable lifestyles were attended by around 10,000 children and young people, while roughly 2,000 people took part in the 86 guided tours of Hanover Wastewater Treatment Services. Each year, over 90 schools, around 80 daycare centres and roughly 60 other institutions participate in the energy-saving programmes “GSE – energy management group within schools”, “KliK – climate change mitigation in daycare centres” and “CSI office – saving energy and water at the city government”. This enables 5–10% of heat and electricity, over EUR 1 million and 3,700 tonnes of CO₂ to be saved. Since the programmes started, a total of around EUR 18 million has been saved and 73,000 tonnes of CO₂ emissions have been avoided.

29. Extracurricular places of learning and areas to experience nature – Size in hectares and number of teaching sessions, workshops, continuing education classes, guided tours, events and promotions held, as well as number of participants

The School Biology Centre, which covers 16 ha, was visited by 44,350 people in 2019. Eilenriede Forest Station (3.7 ha), a place for young and old to learn about nature, counted 13,705 visitors; 163 workshops were held. The children's forest (7 ha) hosted 416 events with 8,235 registered visits.

Table 6: **Extracurricular places of learning and areas to experience nature in 2019**

	Hanover School Biology Centre	Eilenriede Forest Station	Children's forest
Size in ha	16	3.7	7
Number of offerings	1,417	163	416
Visitors	44,350	13,705	8,235

Source: City of Hanover, Agenda 21 and Sustainability Office

STRATEGIC GOAL 5

PROGRAMMES, PROJECTS AND MEASURES –
A SELECTION

■ Climate change mitigation in action – GSE programme and KliK

Under the “GSE – energy management group within schools” programme organised by the Facility Management Division, teachers and pupils together with their school caretakers champion a conscious approach to energy use at more than 80% of municipal schools. The school building itself becomes part of the learning experience: concrete actions such as intermittent ventilation, avoiding unnecessary use of standby mode and only heating rooms when they are used allow schools to cut their energy consumption by an average of 9%. The “KliK – climate change mitigation in daycare centres” programme offers seminars on energy saving for pre-school teachers and kitchen staff. Since 2016, KliK has also offered an educational module entitled “experience and practice climate change mitigation and energy (saving) with daycare centre children”. In the case of both programmes, a proportion of the energy costs saved is given back to the school or daycare centre as a basic bonus of EUR 2.00 per child and can be used for any purpose. In addition, schools can apply for a performance bonus of EUR 750 to EUR 3,000 in return for implementing the programmes as a means of promoting education for sustainable development.

In Germany, the City of Hanover is a pioneer in non-investment-related energy-saving programmes. Advice from an energy team, practical energy-saving concepts, changes in user behaviour and incentive systems allow 5–10% of heat and electricity, over EUR 1 million and 3,700 tonnes of CO₂ to be saved each year. Since the projects started, a total of approximately EUR 18 million has been saved and 73,000 tonnes of CO₂ emissions have been avoided. More than 90 schools, around 80 daycare centres and roughly 60 other institutions of the City of Hanover, from government buildings to the fire service, participate in the energy-saving programmes.

■ “Good climate in Hanover’s schools”

The goal of the programme entitled “good climate in Hanover’s schools”, which is organised by the Agenda 21 and Sustainability Office in cooperation with the control centre for climate change mitigation, is to enable schoolchildren to act in a climate-friendly and sustainable manner. The environmental network for young people in Lower Saxony (Jugendaktion Natur- und Umweltschutz Niedersachsen e. V. – JANUN) holds “climate workshops”

to encourage the children to think about which aspects of life need to change in order to help the climate and to develop alternative actions for their day-to-day lives. They also learn about the measures being taken by the City of Hanover to mitigate climate change.

■ “Paper transition”

The “paper transition” project forms part of a nationwide network run by the Citizens’ initiative for environmental protection (Bürgerinitiative Umweltschutz e. V. – BIU), the Agenda 21 and Sustainability Office and the municipal waste management company (Zweckverband Abfallwirtschaft Region Hannover – aha). Each year, more than 40 school classes and daycare centres with up to 1,400 children attend educational events about paper recycling. Around 4,300 year-one pupils at over 50 primary schools receive exercise books with the Blue Angel symbol to let them know the importance of its use. “Paper transition” was named an “Official Project of the United Nations Decade of Education for Sustainable Development”.

■ “Schoolchildren run sustainable companies”

“Schoolchildren run sustainable companies” is a school project that allows children to experience actually running a business. Schoolchildren produce and sell products or offer services, while taking into account environmental and social matters. They implement a business idea, learn about all the different aspects of starting and operating a company and think about how to invest the revenue generated by their businesses. More than 20 such companies have already been established at secondary schools in Hanover. The schoolchildren repair bicycles, offer healthy break time snacks, sell environmentally friendly school materials and fair trade products. They also give computer courses, produce honey and clothing or print T-shirts. Their companies raise awareness of sustainable behaviour and actions and help provide career guidance. The schoolchildren acquire key skills and discover talents and affinities.

■ “Our school trades fair”

The programme entitled “our school trades fair” raises awareness among teachers and schoolchildren of global justice and fair trade, and illustrates these topics using products such as cocoa, chocolate, cotton, clothing and water. The “one world school check” allows schoolchildren to see how “fair” their school is. Advice is also available on how to introduce fair trade products into schools.

The “Fairtrade schools” campaign, which was started by TransFair e. V. (Fairtrade Germany) and is supported by the Agenda 21 and Sustainability Office, was launched in Hanover in 2015. Since then, ten schools have successfully completed the certification process.

■ “School Biology Center” Hanover

The “School Biology Centre”, which is assigned to the Schools Division [95] and celebrated its 125th anniversary in 2017, acts as a sustainability centre for Hanover’s schools and offers a large number of courses relating to education for sustainable development. The key subjects are energy, climate, nutrition and health, resources, biodiversity and mobility. The courses are aimed at teachers and children of all ages, from daycare centre users to school leavers, who can choose from more than 80 different offerings. There is also an extensive offering for the general public on environmental and nature-related sustainability topics. By enabling direct encounters in and with nature and independent experimentation, the centre aims to teach assessment skills and the ability to identify problems of non-sustainable development and apply knowledge about sustainable development. It covers 16 hectares containing near-natural areas and landscaped themed gardens such as a vegetable garden, medicinal plants garden, energy garden and many more. Continuing education is also offered along with a large amount of teaching material, including advice and teacher handouts for schools.

■ “Children’s Forest” Hanover

The “Children’s Forest” Hanover [96] was established in 1996 as a participatory project within the scope of Agenda 21. For over 20 years, children have been able to get involved in the development of the 7-hectare forest and put their ideas into practice. The workshops are aimed at children and young people aged between three and eighteen. They can gain experience in the areas of nature and ecology, art, planning, construction and gardening while also developing their creativity. The forest workshops focus on teaching teamwork, motor skills and responsibility. There are seasonal festivals, regular children’s and youth groups, family and holiday ticket promotions, volunteer days as well as several core groups that regularly visit and maintain the children’s forest, which is managed jointly by Förderverein Kinderwald Hannover e. V. and the City of Hanover. The “Children’s Forest” has been named a UN Project of the “Decade of Education for Sustainable Development” on several occasions, and is a role model nationwide.

■ “Forest Station Eilenriede”

The “Forest Station Eilenriede”, which is supervised by the Environment and Urban Greenspace Division [97], began operating in spring 2004 on the enlarged site of the former “bird sanctuary wood”. The 3.7-hectare site, which features ponds, buildings, animal enclosures, an adventure tower and a forest meadow, invites visitors to discover and explore. The Forest Station thus adds to the range of extracurricular activities in the region that provide environmental education on the subject of “municipal forests”. The station aims to attract all residents, and has certain topics developed specially for children. The Forest Station has 27 adventure stations offering visitors the chance to “experience the forest close-up”. The 36-metre high forest tower provides breathtaking views of the trees and their inhabitants. Interactive elements with information on the environment and sustainability stimulate participation and reflection. The Forest Station is also a popular destination for cyclists and ramblers and offers guided tours on subjects such as trees, birds, poisonous plants, soil-dwelling creatures and forest ecology as well as rentable audio guides. Continuing education for students, teachers and pre-school teachers is offered as well, along with rallies and modelling using natural materials, scooping in the pond, exploring for soil-dwelling creatures, summer festivals and holiday ticket promotions.

OUTLOOK

The City of Hanover’s cooperation with associations and initiatives has proved its worth over many decades when it comes to developing offerings that motivate people to treat nature and the environment with care and to pursue sustainable lifestyles. This enables environmental, sustainability and development policy topics to be conveyed in a diverse and expert manner. To win over even more people, and especially young people, more new offerings (including digital ones) will be created and a greater focus will be placed on social media presence. “Impact” activities in particular offer the prospect of long-term positive effects. Urban nature experience areas are green spaces and landscapes or green structures near to residential areas, which are extensively maintained and can be co-designed by children and young people to the greatest extent possible. People’s opportunities to experience nature for themselves are dwindling in densely populated neighbourhoods. The city must explore the feasibility of other offerings and new experience areas in order to cope with strong demand and the high popularity of places to learn about the environment and experience nature.

LOCAL IMPLEMENTATION

Economic Dimension

STRATEGIC GOAL 6

Strengthen Hanover as a location
for business and jobs

54

STRATEGIC GOAL 7

Ensure the forward-looking
preservation and development of resources,
strengthen sustainable business

60

STRATEGIC GOAL 8

Strengthen innovation

66





STRATEGIC GOAL 6

Strengthen Hanover as a location for business and jobs

GLOBAL CONTEXT

Globally sustainable development focuses on more than just rapid economic growth and increasing gross domestic product (GDP) in the present. Instead, it must contribute to enabling all countries – especially those in the Global South – to achieve prosperity and allowing them to secure it for the generations to come. It must bear all people in mind and offer them decent work and employment. Democratically led economies in particular can make a contribution to achieving this goal by promoting global peace, paying attention to compliance with human rights and environmental protection in global supply chains, paying fair wages and commodity prices at the site of production, setting an example through good governance and encouraging economically sustainable development in global partnerships.

The goal of economically sustainable development as defined by the SDGs is to reduce inequality in and among countries and, most importantly, to involve the countries of the Global South in value creation to an equal extent. Modern infrastructure, a technologically high-performing economy, strengthening scientific research and innovative power for sustainable development, the efficient use of resources, the promotion of environmentally friendly technologies, good access to education, decent and fair working conditions, and access to financial services and modern information technology in all countries all play an essential role in achieving that objective.

◦ Build resilient infrastructure, promote inclusive and sustainable industrialization and foster innovation (9)



• Promote sustained, inclusive and sustainable economic growth, full and productive employment and decent work for all (8)




RELEVANCE FOR MUNICIPALITIES

Overall, municipalities only have a limited influence on local economic growth, the labour market and specific working conditions – and hence on economic well-being. Gross domestic product, trade tax revenue, job creation and the associated employment and unemployment rates, as well as the supply of specialised workers, are largely determined by economic and labour market policy. As a result, they depend on underlying conditions over which municipal efforts to promote trade and industry have little to no direct influence. Another factor is (global) economic crises, such as the one most recently triggered by the coronavirus pandemic. Conversely, through trade tax and a portion of income tax, an efficient and productive local economy makes a significant contribution to ensuring budget management practices that secure intergenerational fairness by way of future-oriented investment.

Decent work, qualified workers, a high employment rate, sufficient room for development and strong companies are what make a city an attractive business location. “Soft location factors” – such as housing quality, good educational opportunities and a wide range of cultural, leisure and recreational offerings – are instrumental in creating a sustainable and liveable location. Municipalities have the ability to influence such factors, particularly with the aim of increasing their appeal to well-qualified young specialists.

RELATIONSHIP TO HANOVER

The City of Hanover is a strong and well-connected location for industry, science, services, tourism, conferences and events. European and international investors and companies find the city to be an interesting location for science and research. As a logistics hub, it offers excellent transport infrastructure and a pan-European gateway function. Hanover plays a key role as a state capital, labour market centre and shopping destination. Its strengths lie particularly in its focal industries: the automotive sector, manufacturing engineering, energy, the creative economy, information and communication technology, insurance, financial services and healthcare. These industries provide high levels of employment and a strong sense of innovation. Diversified, technology-oriented small and medium-sized enterprises also appreciate Hanover’s qualities as a business location. Of the 22,626 companies in total in Hanover (2018), roughly 75% are active in trade and services, with 25% in industry and manufacturing [98]. In the period up to late 2019, high trade and income tax revenue enabled the city to make municipal investments that will help to ensure Hanover’s appeal in the long term.



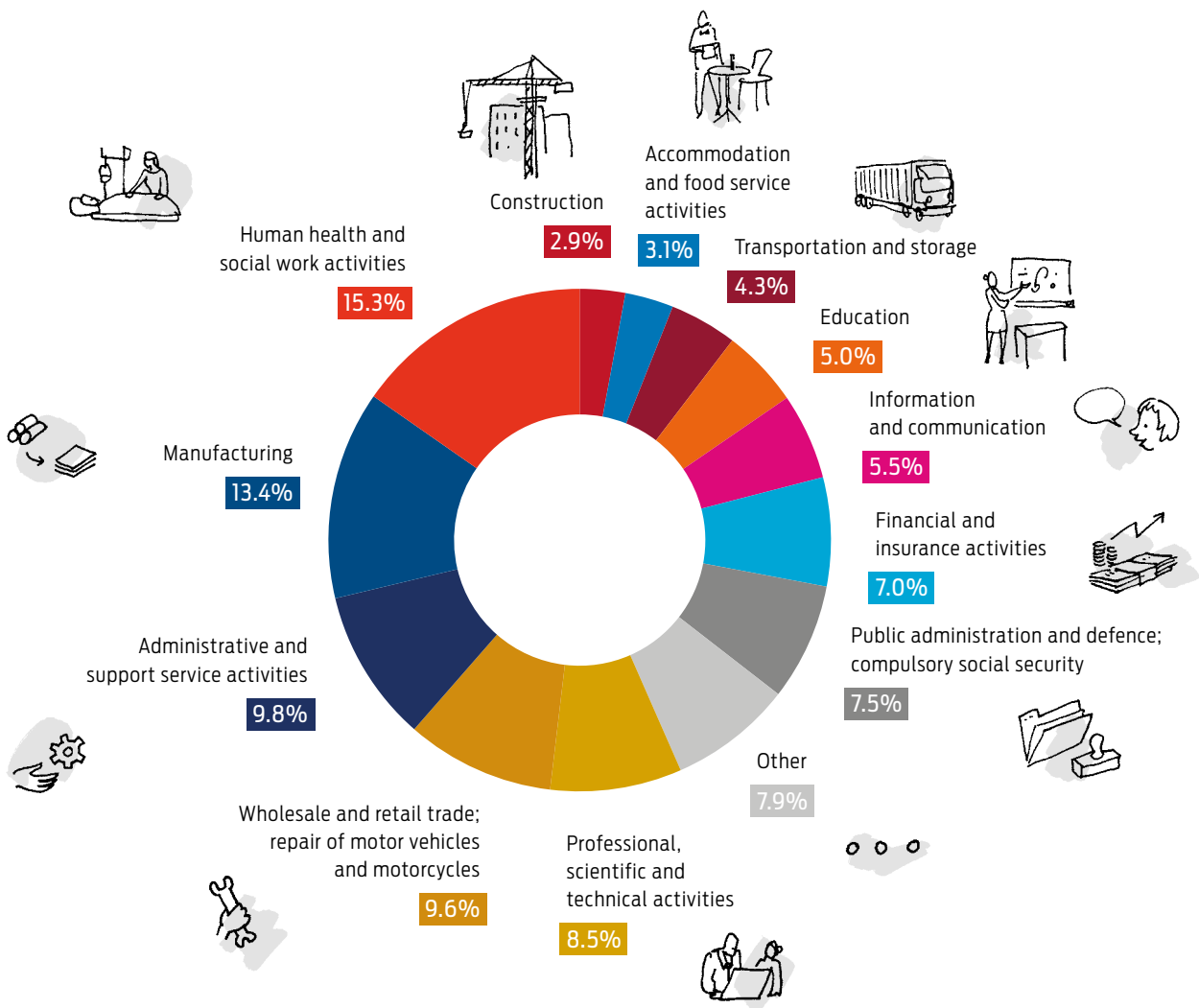
STRATEGIC GOAL 6

SELECTED INDICATORS

33. Employment structure by economic sector –
 Employees subject to social insurance contributions at their
 place of work according to economic sector classification

The economic sectors that account for the highest share of employment subject to social insurance contributions are human health and social work activities (15.3%), manufacturing (13.4%), administrative and support service activities (9.8%) and retail trade (9.6%). The “professional, scientific and technical activities” sector (8.5% of employees subject to social insurance contributions) indicates a high potential for innovation.

Figure 11: **Employment structure by economic sector (2019)**



Source: Federal Employment Agency | From: Statistical Yearbook of the City of Hanover 2020, Elections and Statistics Department

32. Trade and income tax – Trade tax and municipal share of income tax in millions of euros (net) per year

In 2018, trade tax revenue rose year on year by EUR 157 million to a record level of approximately EUR 778.1 million. Payments of back taxes from previous years and solid economic performance by the companies registered in Hanover led to this positive result. In 2019, the City of Hanover generated EUR 759.2 million in trade tax and a EUR 270.7 million municipal share of income tax.

Table 7: **Development of trade tax revenue and municipal share of income tax**

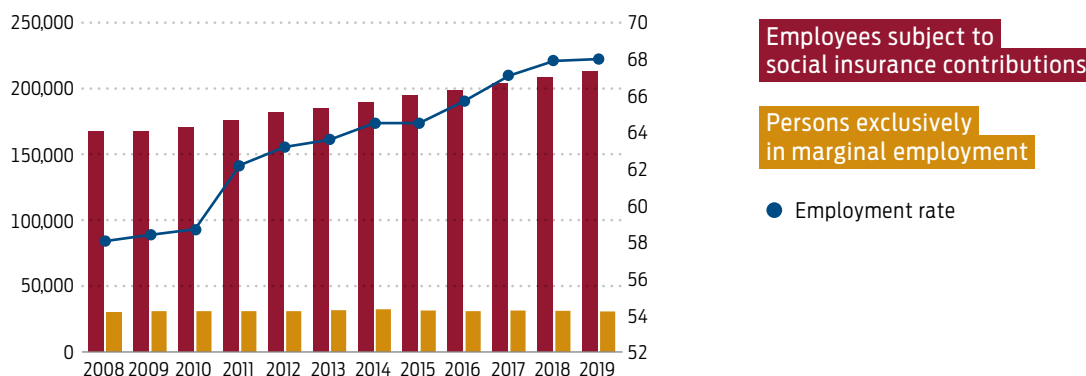
Amounts in EUR million	2009	2010	2011	2012	2013	2014	2015	2016	2017	2018	2019
Trade tax	342.7	479.7	511.5	584	546.6	454.3	526.7	617.9	621.5	778.1	759.2
Income tax share	159	156	165.3	189.2	201	216	231.1	233.8	254.7	257.9	270.7
Total	501.7	635.7	676.8	773.2	747.6	670.2	757.7	851.8	876.2	1,036	1,029.9
Trade tax apportionment paid to national and state government	23.6	40.4	38.5	40.7	44.4	29.6	46.5	43.4	44.7	55.5	53.3
Solidarity surcharge	25.1	41.6	38.5	39.5	43.1	28.7	45.2	42.2	42.7	52.8	44.3
Trade and income tax (net)	453	553.7	599.7	693	660.1	611.9	666.1	766.1	788.8	927.7	932.3

Source: City of Hanover, Finance Division

35. Employees subject to social insurance contributions and employment rate – Number of employees subject to social insurance contributions and in marginal employment at their place of residence, along with employment rate in per cent

The number of employees subject to social insurance contributions residing in the City of Hanover increased from 166,937 to 212,575 between 2008 and 2019, corresponding to a rise of 27.3% and significantly outpacing the growth in the population aged 18 to 64 during the same period.

Figure 12: **Development of employees subject to social insurance contributions and in marginal employment**



Employment rate: Percentage of 18- to 65-year-old residents that fall into the categories of employees subject to social insurance contributions and persons exclusively in marginal employment

Source: Employees subject to social insurance contributions and persons exclusively in marginal employment: Federal Employment Agency. Residents: Lower Saxony state office for statistics | From: Statistical Yearbook of the City of Hanover 2020, Elections and Statistics Department

37. Unemployment – Total number of unemployed persons, percentage of unemployed persons with a migrant background and percentage of unemployed persons by age

As a result of the good economic situation, the unemployment rate fell continuously from 11.5% in 2009 to 7.8% in 2019. In 2019, women accounted for 43.2% of unemployed persons, while persons with a migrant background accounted for a 38.8% share. Regarding age structure, 17.6% of unemployed persons were 55 years and older in 2019, with 8.5% under 25 years of age. Short-time work and unemployed persons in a job creation scheme are not included in the number of unemployed persons.

Table 8: **Development of unemployed persons and unemployment rate (2009 to 2019)**

Year			Statutory basis		Of which (in %)					
	Number	Unemployment rate in %	SGB III Number	SGB II Number	Female	Migrant	Under 25 years	25–49 years	50–54 years	55 years and older
2009	30,515	11.5	6,927	23,588	43.1	27.3	9.2	69.5	9.7	11.6
2010	29,956	11.2	6,184	23,772	43.6	14.0	9.2	67.5	11.4	12
2011	28,882	10.7	5,352	23,530	44.5	14.2	8.7	66.0	11.7	13.7
2012	27,930	10.3	5,122	22,809	40.9	13.2	8.8	64.2	12.1	14.9
2013	28,125	10.1	5,454	22,672	44.5	15.0	9.0	63.1	12.3	15.6
2014	28,682	10.2	5,692	22,990	44.4	15.8	8.6	62.5	12.5	16.4
2015	27,736	9.7	5,088	22,649	44.8	16.8	8.2	62.1	12.7	17
2016	26,584	9.2	4,959	21,625	44.0	18.6	8.9	62.2	12.4	16.5
2017	25,163	8.6	5,927	19,236	44.1	19.0	8.4	62.4	12.1	17.1
2018	23,784	8.1	5,297	18,488	43.6	20.1	8.5	62.0	12.2	17.3
2019	23,396	7.8	5,388	18,008	43.2	38.8	8.5	62.1	11.8	17.6

Source: Federal Employment Agency | From: Statistical Yearbook of the City of Hanover 2020, Elections and Statistics Department

STRATEGIC GOAL 6

PROGRAMMES, PROJECTS AND MEASURES – A SELECTION

■ Rethinking the city centre

To ensure the attractiveness of the city centre, the city government launched an offensive in 2020 and 2021 and opened up public discourse to examine a new city centre concept [99]. The aim is to enhance the central business district as a whole, make it more attractive in the long term and increase liveability by drawing up an integrated concept for the development of a sustainable, resilient city centre to help the urban environment adapt to the changing requirements of society. The future economic, social, ecological and cultural needs of urban society and its user groups are therefore to be taken into account in

all planning processes for the city centre. A need for action is seen with regard to transport accessibility, an approach to development that ensures intergenerational fairness, green spaces, cultural and leisure offerings, housing and social use conflicts.

As a result, this future-oriented dialogue needs to go beyond the trade association and the City-Gemeinschaft merchants' organisation. Through a participation process and representative survey, the dialogue is designed to include everyone who works, lives, spends their free time in or visits Hanover, as well as people temporarily residing in the city centre due to social hardship.

■ Regional alliance for specialists

A total of seven network partners have joined forces to create a regional alliance for specialists [100]. The main goal of the organisation is to ensure a sustainable basis for attracting specialists to the region through stable employment relationships, good working conditions and qualification measures to help women re-enter the workforce, and to raise awareness of such social issues among companies. To encourage the integration of refugees into the labour market, businesses can make use of a portal offering information on matters such as residency status, job qualifications, recognition procedures, aptitude testing, financial support and intercultural skills. The Immigration Office and the Business Promotion Service work hand in hand to answer any questions companies might have.

■ “Women make a location strong” and “inclusion award for business”

The “City of Hanover award – women make a location strong”, which is presented by Hanover’s Business Promotion Service [101], makes a contribution to ensuring equal opportunities for women in responsible positions at local businesses. With its “inclusion award for business”, the city honours businesses, shops and companies in Hanover that are creating or helping to preserve accessible jobs and training opportunities for people with disabilities through innovative concepts, empowering them to lead independent professional lives.

■ Municipal employment promotion schemes and networks

The Hölderlinstrasse liaison office is the City of Hanover’s municipal centre for all job-creating measures to support social participation for long-term unemployed people, refugees, people with disabilities, low-skilled persons, apprentices in need of support and workers with acquired disabilities. In 2018, the centre handled some 1,100 requests from the city government’s divisions and departments [102]. Projects and measures are developed and carried out with various target groups in cooperation with Jobcenter Region Hannover, Employment Agency Hanover, the Region of Hanover and local associations of business owners and the skilled trades, as well as additional labour-market stakeholders. Such projects and measures include temporary employment contracts for jobs and employment opportunities subject to public funding, work placement programmes, integration schemes, qualification and further training programmes and personalised support during measures. Since 2014, low-threshold job offerings have been available for refugees as part of the city’s employment promotion scheme. Key aspects of the

concept are empowerment, reducing language barriers, bringing structure to everyday life, embodying a welcoming culture and improving people’s odds of making a successful transition to the regular job market, particularly through fast access to project-related language courses. A dedicated internet portal on the topic of refugees in the City and Region of Hanover provides information especially tailored to businesses on the requirements for hiring, training or job placement programmes, as well as on support services for asylum seekers and foreigners whose deportation has been suspended, on legal questions and much more [103].

OUTLOOK

In light of climate change, the necessary turnaround in transport, the increase in online retail, high rents in the city centre and social inequality, Hanover sees making the city centre more resilient, attractive and vibrant – while making time spent there more enjoyable – as an important challenge for the future.

Due to the economic impact of the pandemic, however, the City of Hanover can expect a sharp decline in trade tax revenue. The city centre is also affected by continued change. In competing with online retailers, the central business district needs to focus on “soft factors”. Multi-functional, vibrant spaces with a good mix of stores, restaurants, housing, cultural and leisure offerings, green spaces and public squares that provide an enjoyable place for people to spend time in, along with spaces for people enduring social hardships that minimise the potential for conflict, are the key to an attractive and liveable city centre. As a result, an integrated concept for developing a sustainable, resilient city centre is being drawn up in dialogue with the general public in 2021 (see above).



STRATEGIC GOAL 7

Ensure the forward-looking preservation and development of resources, strengthen sustainable business

GLOBAL CONTEXT

Quality, reliable, sustainable and resilient infrastructure is a prerequisite for economic development and human well-being. SDG 9 focuses on affordable and equitable access for all.

To achieve the goal of economically sustainable development, it is necessary to place greater emphasis on environmental protection, resource efficiency and social sustainability in production and consumption on a global scale. The “German Act on Corporate Due Diligence in Supply Chains” – a legislative act drafted by the Federal Ministry for Economic Cooperation and Development – provides a legally binding foundation for responsible production and consumption, efforts to combat exploitative child labour, the promotion of decent work for all and the decoupling of economic activity from environmental degradation along global supply and value chains in the spirit of SDG 12.

RELEVANCE FOR MUNICIPALITIES

An attractive business location is characterised by innovative and economically strong companies, as well as by a diverse range of competitive small and medium-sized enterprises. Municipalities have comparatively few possibilities to influence the general economy and labour market. However, because they are responsible for municipal business promotion efforts, commercial zoning, providing (transport) infrastructure and advising stakeholders, they are able to influence factors such as the efficient and environmentally friendly use of resources while supporting start-up entrepreneurs. Municipalities are able to offer incentives to attract companies that engage in sustainable business and for the creation of alliances to attract specialists. They can provide workers with a high quality of housing and life by promoting the development of soft location factors.

• Encourage companies (...) to adopt sustainable practices and to integrate sustainability information into their reporting cycle (12.6)



• Build resilient infrastructure, promote inclusive and sustainable industrialization and foster innovation (9)

RELATIONSHIP TO HANOVER

The main goals of the City of Hanover's business promotion activities lie in securing the existence of Hanover-based businesses and encouraging their development, attracting companies from outside the city and supporting the local economy, as well as the development and marketing of commercial spaces. Demand for specialists plays an important role when it comes to securing existing jobs and creating new ones. With regard to the excellent education and scientific landscape, the goal is to strengthen the innovative power of companies, raise the number of university graduates who find work in Hanover and increase the female employment rate. The start-up business programmes of the municipal and regional subsidiary "hannoverimpuls GmbH" support and assist innovative companies from founding to expansion.

In terms of soft location factors, the City of Hanover's main focus is on preserving green space close to where people live, improving environmental quality and creating good childcare and educational facilities. The increasing societal importance of sustainability also makes the issue an economically relevant factor, as does the growing number of legal directives on sustainability at local, national and EU level. For 20 years, the City of Hanover has therefore been offering sustainable companies the opportunity to benefit from the project ECOPROFIT – with increasing success. The project assists companies in increasing their energy and resource efficiency, reducing their operating costs and ensuring their future sustainability.



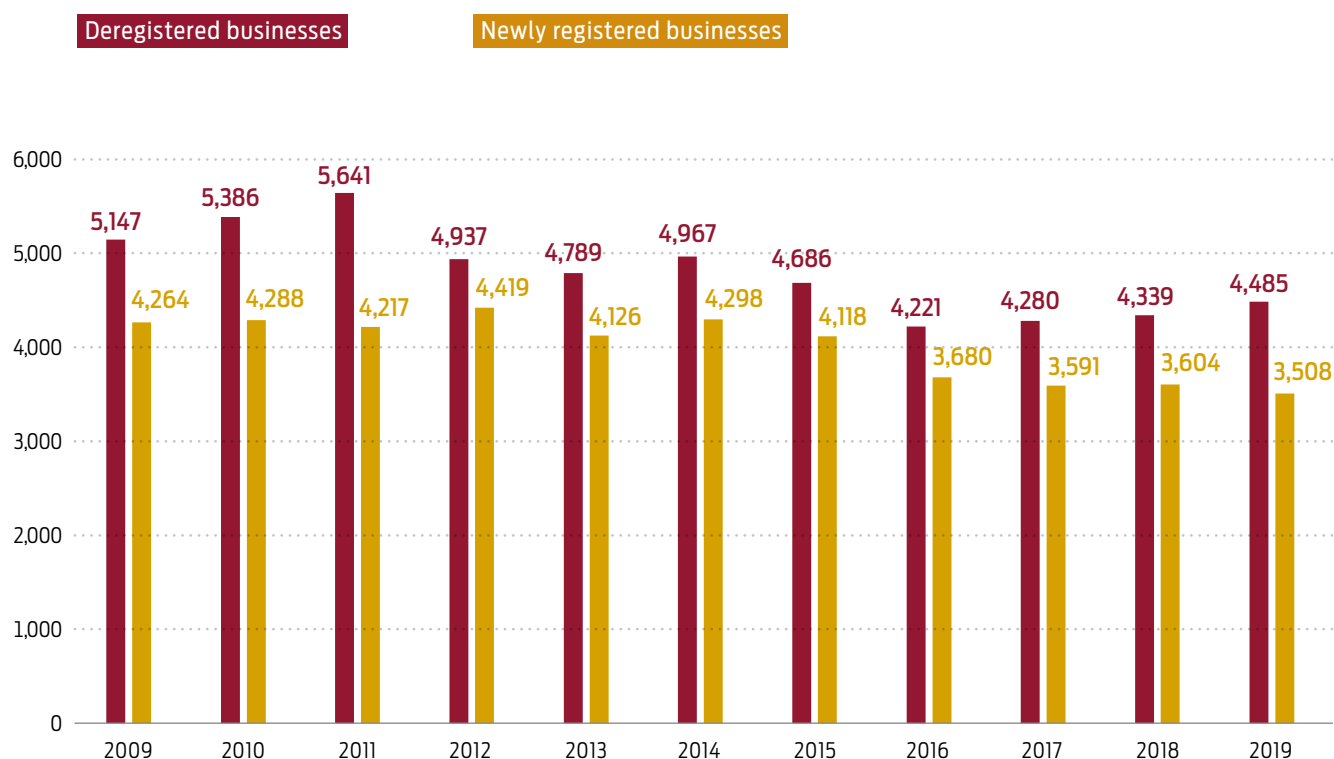
STRATEGIC GOAL 7

SELECTED INDICATORS

40. Start-ups – Number of newly registered and deregistered businesses

With 4,485 newly registered businesses and 3,508 deregistered businesses, a net total of 977 new businesses were registered in 2019. hannoverimpuls GmbH provided support for 1,012 start-up projects, resulting in 298 successful new companies to date.

Figure 13: **Development of business registrations**



Source: Lower Saxony state office for statistics
 From: City of Hanover, Elections and Statistics Department

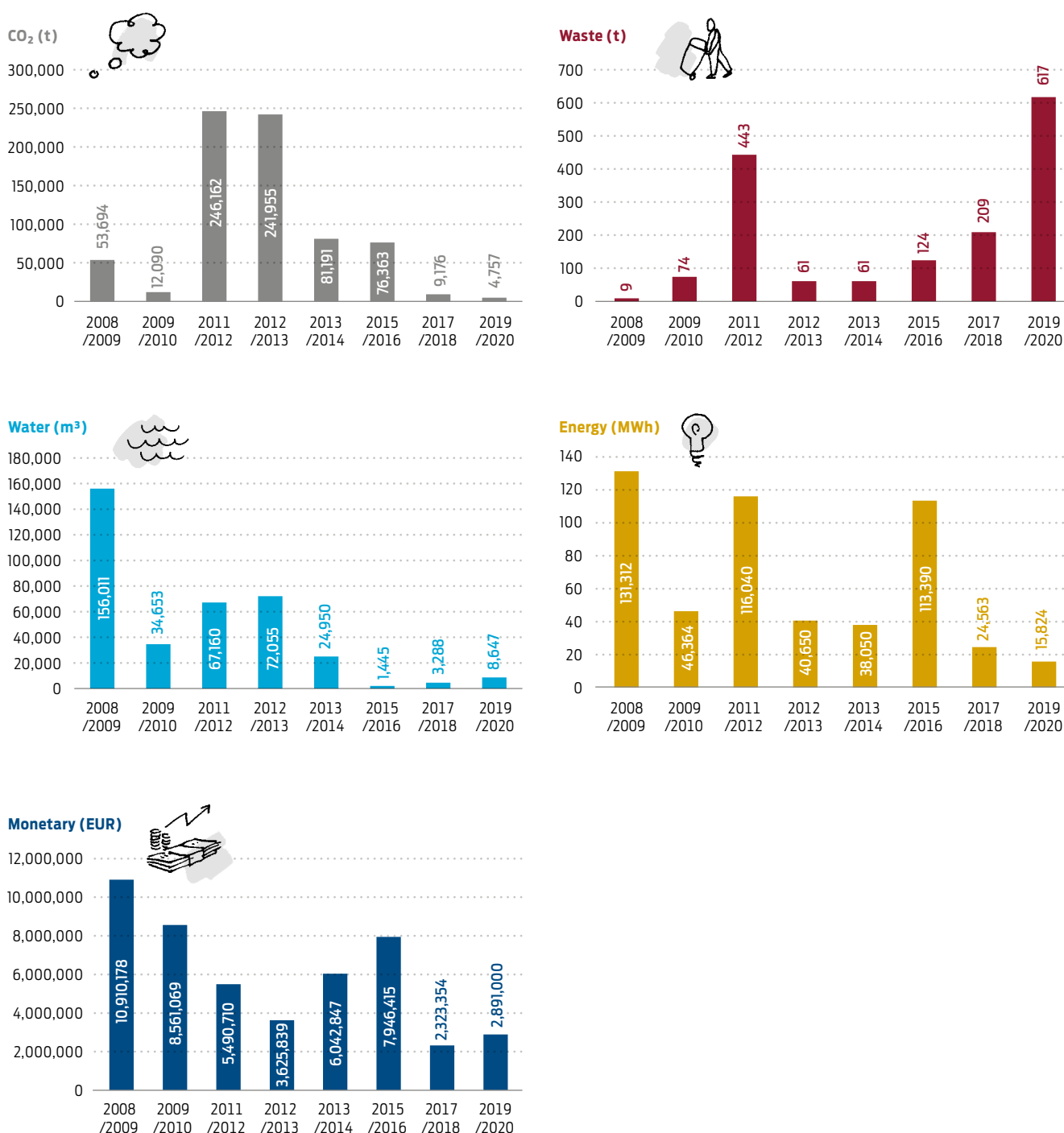
44. Availability of commercial space – Qualitative description

With regard to factors such as trade tax revenue, sufficient municipal availability of space for businesses is essential to the City of Hanover’s economic performance. The brown-field and inner urban development potential stated in the 2012 commercial space concept has been used up and is no longer sufficient to cover structural demands. Less the existing space of 21.6ha, a significant additional need of 119.4ha of commercial space is expected by 2030.

41. Companies receiving ECOPROFIT recognition – Total number of businesses receiving ECOPROFIT recognition and total savings per year

Between 1999 and 2020, the 214 companies reduced their energy consumption by roughly 577,700MWh and reduced their emissions by 765,000t of CO₂. They also produced around 9,190t less waste and consumed 593,500m³ less water, saving approximately EUR 58,788,000 in operating costs over a period of 20 years.

Figure 14: **Development of savings through ECOPROFIT in Hanover**



Source: City of Hanover, Economic Affairs Division

STRATEGIC GOAL 7

PROGRAMMES, PROJECTS AND MEASURES –
A SELECTION■ **Local economic organisations, interest groups and business associations**

The roughly 40 interest groups and local business associations in the individual neighbourhoods make a substantial contribution to ensuring an efficient and customer-friendly retail landscape. To encourage development, many of their activities receive support from the Business Promotion Service in the form of advice and project assistance as part of the efforts to boost the “local economy” [104]. Businesses also receive initial support in choosing a location, hiring staff, obtaining financing, developing a network and dealing with the authorities. Projects, such as the Lister Damm sustainable development area, and funding programmes, such as IKOPRO-LIST [105], are also set up on a targeted basis. The common goal is to increase a sense of identification with the neighbourhood, thereby strengthening local businesses. Dialogue and cooperation with companies, city and local business associations, neighbourhood business initiatives and representatives of the retail sector are important paths to success.

■ **ECOPROFIT**

ECOPROFIT [106] is a cooperation project between municipalities and local businesses. It provides national recognition for companies that focus on economically and ecologically beneficial environmental concepts. The Hanover-based version of the project was launched in 1999 as part of the local “Agenda 21” process and is overseen by the City of Hanover’s Business Promotion Service. The introduction of an environmental management system, coupled with the efforts to honour companies according to standardised criteria, is a successful means of incorporating environmental protection and sustainability into business processes. Moreover, an economical and efficient approach to using resources throughout a company helps generate tremendous savings. ECOPROFIT is a recognition that also helps companies improve their image and their employees’ identification with them, plus it can be used as an “entry-level model” for subsequent EMAS or ISO 14001 certification. Through extensive working materials, tailored advice on-site from external experts and in-depth workshops, businesses receive the “tools” to develop an environmental programme and monitoring system. A steering committee – an interdisciplinary team of 12 members from technical management functions, higher education, the chamber of skilled trades, the chamber of industry and

commerce, the municipal waste management company (Zweckverband Abfallwirtschaft Region Hannover – aha), enercity, proKlima and the state of Lower Saxony’s labour inspectorate – acts as a point of contact for questions about the programme’s work and responsibilities while also providing support and advice throughout the project. During the final review, a commission makes sure that the participating businesses meet the ECOPROFIT recognition criteria.

As members of the local ECOPROFIT club, businesses can intensify their environmental commitment and develop an integrated, sustainable corporate culture. With more than 50 companies, the club is one of the largest in Germany. Thanks to the tremendous targeted and results-oriented dedication of the many companies and projects partners, ECOPROFIT adds considerable value for the City of Hanover’s sustainable development. Through additional offerings that go beyond environmental protection within a company’s own four walls, the City of Hanover’s Business Promotion Service aims to support businesses in achieving this goal. The desire of many ECOPROFIT companies in Hanover to intensify their efforts in the field of sustainability strategy and corporate social responsibility has led to the creation of training offerings on a number of topics, such as the transition “from ECOPROFIT membership to sustainability management”.

■ **Businesses involved in the Climate Alliance 2035**

Hanover aims to become climate-neutral by 2035 if possible. The Climate Alliance 2035 consists of three networks whose members joined forces of their own accord back in 2007. The energy efficiency network (EEN) brings together representatives of more than 30 large businesses from Hanover’s industrial and service sector. The partnership for climate protection (PfK) is a platform for 30 different businesses from the housing industry and representatives of house and property owners as well as the association of tenants. The multipliers’ network comprises 30 non-governmental organisations, educational institutions and associations. The groups meet on a regular basis to discuss technical and strategic questions as well as to develop joint projects.

■ **Round table on sustainable business**

Since 2018, around 15 large companies from Hanover have held meetings organised by the city’s Directorate of Economic and Environmental Affairs to discuss the status of the sustainability activities and strategies of the partners

involved, talk about current developments and examine sustainable urban development strategies. Their discussions are framed by the 17 global Sustainable Development Goals.

■ Hanover centre for female entrepreneurs

Hanover centre for female entrepreneurs has been renting out technically equipped office space to women in line with their needs since 2000, offering the professional foundation for successful self-employment and a powerful network. The tenants have access to 29 office units measuring 13 to 40m² and a total floor space of 2,300m².

■ kre|H|tiv Netzwerk Hannover e. V.

kre|H|tiv Netzwerk Hannover e. V., a network for the “promotion of the cultural and creative sector”, was founded in 2011 as part of an ERDF-funded cluster initiative that views the cultural and creative sector as an independent, high-growth segment of the economy. Together with the municipal Business Promotion Service, kre|H|tiv aims to advance the sector in the Region of Hanover. With roughly 300 members, it is the largest creative network in Germany. It provides professional creatives with information, advice, networking and mediation, as well as training and knowledge sharing programmes. Through large-scale projects overseen by the organisation itself, it raises the profile of Hanover as a hub of creativity and promotes the next generation of creative talents with an eye to the long term.

■ Support for start-ups from hannoverimpuls GmbH

hannoverimpuls GmbH provides a wide range of services for people from all sectors who are interested in starting their own businesses. The hannoverimpuls Start-Up & Entrepreneurship team [107] is the central point of contact for people looking to establish a company in the Region of Hanover. In 2019, the organisation supported 1,012 start-up projects that have resulted in 298 successful new business ventures to date – less than the long-term average of around 400 new businesses a year. One special aspect is the efforts to support new business owners in obtaining grants and loans for start-ups. Almost 10% of the start-up projects receiving support benefited from these offerings in 2019, representing a significant increase compared to roughly 5% in the previous year. People starting a business can also take advantage of seminars, training programmes and various events for a variety of industries in addition to the targeted support offerings. The Startup-Impuls competition for new businesses took place for the 16th time in 2019, attracting 126 participants. More than 2,000 business concepts have been submitted as part of Startup-Impuls since the competition began, resulting in 800 new companies. Eleven new businesses received support in 2019 as part of the Plug & Work start-up competition.

hannoverimpuls GmbH operates two technology and start-up centres, each of which focus on different sectors. Through the subsidiary UZ Hannover GmbH, it also operates Hanover centre for female entrepreneurs. Companies based at the facilities have access to private offices and office units, along with laboratory space, workshops, good infrastructure and a support service with regular contacts on-site. Located at the former Hanomag site in the city’s Linden neighbourhood, HALLE 96 [108] provides 3,000m² of space, 50 offices and 7 workshops for bringing creative business ideas to life. The “centre for creatives” is home to start-ups, scale-ups and established companies in the worlds of music, publishing, art, film, broadcasting, design, architecture, media, advertising, software, games and the performing arts. The technology centre at Hanover science and technology park offers a total of 3,800m² of space, 78 offices and 11 workshops for high-tech companies and start-ups, mainly from the fields of manufacturing engineering and optical technology.

OUTLOOK

Overall, municipalities only have a limited influence on local economic growth, the labour market and specific working conditions – and hence on economic well-being. However, they are able to offer incentives to attract companies that engage in sustainable business. By providing a high quality of housing and life, and by promoting the development of soft location factors, they can make themselves attractive for workers. In neighbourhoods, the local economy and its roughly 40 interest groups and local business associations make a substantial contribution to ensuring an efficient and customer-friendly retail landscape. Strengthening these companies and providing them with sustainable orientation is a focal point of the City of Hanover’s business promotion efforts, especially given the economic impact of the pandemic. In addition, some 50 businesses belonging to the ECOPROFIT club and 15 major companies belonging to the “sustainability round table” work with the City of Hanover to achieve the goals set out in the “2030 Agenda for Sustainable Development”. Sufficient municipal availability of space for businesses is essential to the City of Hanover’s economic performance. However, because space is a limited natural resource, the aim is to embrace a development policy that preserves space and makes use of brownfield sites.



STRATEGIC GOAL 8

Strengthen innovation

GLOBAL CONTEXT


According to a report by the Federal Ministry of Education and Research entitled “education and research are the key to a sustainable future”, education, research and innovation are “of particular importance for sustainable development because they have the potential to contribute to all SDGs” [109]. As a result, a dedicated sustainability principle to “use education, science and innovation as drivers of sustainable development” was included in the German Sustainable Development Strategy (DNS) in 2018. Under the strategy, the necessary qualifications and skills are to be enshrined throughout the education system in the interests of “education for sustainable development”. Science and research are called upon to focus more intensively on the goals and challenges of global sustainable development. Sustainability aspects must be included consistently, right from the start, in innovation processes, especially in the context of digitalisation. Research for sustainable development delivers solutions to global challenges and provides the foundations of forward-looking decisions. The spectrum ranges from basic research to the development of practical applications.

RELEVANCE FOR MUNICIPALITIES

Research and development are key prerequisites for maintaining the competitiveness and future viability of a business location, as well as its innovative strength. Working with representatives from the worlds of science, business, politics and civil society makes it possible to advance programmes that are relevant to sustainability and come up with new focal points for research, such as climate change adaptation, environmental monitoring, the green economy, the city of the future or urban logistics.

At the same time, the discrepancy between sustainable, sufficient lifestyles is becoming increasingly clear. Here in particular, including other disciplines – from the social sciences, psychology or humanities – can provide assistance in obtaining new perspectives on the path to becoming a “learning municipality”.

• Enhance scientific research, (...), encouraging innovation and substantially increasing the number of research and development workers (...)
(9.5)




(...) ensure equal access (...) to affordable and quality technical, vocational and tertiary education, including university (4.3)

RELATIONSHIP TO HANOVER

With roughly 50,000 students (winter semester 2019/2020) and approximately 12,000 members of staff at 10 post-secondary institutions, the City of Hanover is home to one of the largest scientific communities in Germany. Hanover's science and research infrastructure has grown constantly in recent years thanks to investments and outside recognition. Dialogue, cooperation and transfer between science, business and society are the hallmarks of the "Hanover Science Initiative". Since 2007, the network has been bringing together all eight universities and post-secondary institutions based in Hanover, Fraunhofer ITEM, Hanover student services, the Volkswagen Foundation, the regional business promotion association hannoverimpuls GmbH and the City of Hanover.

In cooperation with the post-secondary institutions, Hanover student services, the federal employment agency and the housing industry, the "welcoming culture for international students" programme oversees more than 60 measures, including partnerships such as a housing campaign, facilitating access to higher learning for refugees and intercultural tandems to promote language skills and integration, as well as strategies to approach international students and discuss their career opportunities in Hanover. The campaign was short-listed for the "2018 policy award", an honour that recognises outstanding achievements in the field of public policy.



STRATEGIC GOAL 8

SELECTED INDICATORS

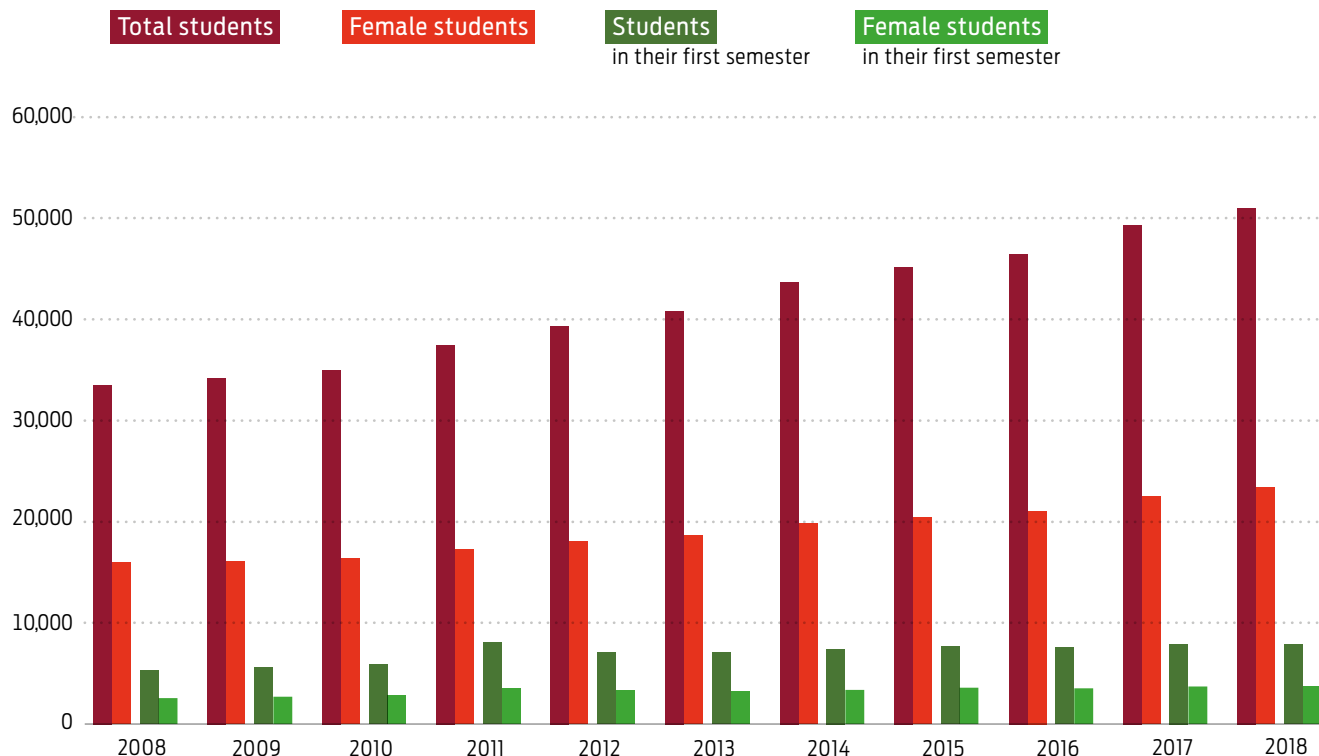
45. Students – Number of students and students from outside the EU or EEA at post-secondary institutions in the City of Hanover

The total number of students at the 10 post-secondary institutions based in Hanover has increased by 49.5% from around 34,000 (winter semester 2008/2009) to around 50,000 students (winter semester 2019/2020). The number of foreign students grew from roughly 4,000 in winter semester 2007/2008 to approximately 8,000 in winter semester 2019/2020, accounting for a share of 15.9%. The percentage of female students remained largely constant during that period, varying between 45% and 50%.

Table 9: **Development of students at post-secondary institutions in Hanover**

	2008	2009	2010	2011	2012	2013	2014	2015	2016	2017	2018
In their first semester	5,321	5,581	5,918	8,063	7,086	7,022	7,404	7,649	7,515	7,851	7,849
Of which female in %	48.1	48.3	47.2	43.5	46.3	46.4	45.5	46.9	46.9	47.2	47.3
Total	33,615	34,225	35,007	37,575	39,377	40,840	43,707	45,243	46,548	49,380	51,092
Of which female in %	47.4	47.1	46.8	45.8	45.8	45.6	45.4	45.1	45.3	45.5	45.7

Figure 15: **Development of students at post-secondary institutions in Hanover**



Source: Lower Saxony state office for statistics

46. Innovation and internationalisation –

Qualitative description

Science and research perform a variety of roles and connect various areas of the economy in a digitalised, globalised world. Increasingly, they also bring together various aspects of sustainability. The Region of Hanover is home to a diverse scientific and research community, with internationally respected and honoured institutions, companies and research establishments. According to the trends and facts for 2019, the Region of Hanover's strengths lie in medicine and engineering, primarily in the technology-, research- and knowledge-intensive segments of

the manufacturing sector, with a focus on the automotive industry and production technology. The locational advantages of this cluster lie in the wide range of partnership opportunities in research and development, the transfer of knowledge, training opportunities for specialists and networking in cooperation with the City of Hanover, to name just a few examples. Activities are coordinated and funded through a variety of avenues, such as the Business Promotion Service of the City and Region of Hanover, Hannoverimpuls GmbH and the Hannover Science Initiative.

STRATEGIC GOAL 8

PROGRAMMES, PROJECTS AND MEASURES – A SELECTION

■ Hanover science and technology park

Hanover science and technology park (WTH) [110] is located on a redeveloped brownfield site along the remediated Roßbruchgraben canal. Together with the technology centre, it provides 28ha of space for high-tech companies and start-ups, with a focus on knowledge-intensive businesses from the fields of manufacturing engineering and optical technology. More than 40 respected companies and research facilities have already chosen to establish a presence at the WTH. At the present time, 3.5ha are still available for new businesses. Medical Park Hannover, located near Hannover Medical School (MHH), is home to a life sciences cluster focusing on biomedical engineering, transplantation, implants, regenerative medicine, diagnostics and training. Plans are also in place to expand the existing technology centre, which reflects the tremendous need for suitable spaces and the potential for start-ups and business relocations.

■ “Hannover Science Initiative”

Dialogue, cooperation and transfer between science, business and society are the hallmarks of the “Hannover Science Initiative” [111]. Since 2007, the network has been bringing together all eight universities and post-secondary institutions based in Hanover, Fraunhofer ITEM, Hanover student services, the Volkswagen Foundation, the regional business promotion association hannoverimpuls GmbH and the City of Hanover (coordination by the Mayor's Office –

Science City Hannover team). Its goals are to strengthen the attractiveness and internationality of Hanover as a hub of post-secondary education and science; improve overall conditions for students, educators and researchers; pool fundraising efforts; connect research and science; and find creative ways of promoting scientific communication in the city and in society. Through the study.research.knowledge video portal at www.wissen.hannover.de [112] – the only one of its kind in Germany – the partners are focused on a common cross-media communication strategy. More than 500 short video clips provide an entertaining and informative look at studying, research excellence and the start-up scene, with more than 3,500 verified visits a month. At a ceremony for the 2017 FOX AWARD in GOLD for efficient communication and marketing solutions, the panel praised the portal as an “impressive, pioneering concept and inspiring benchmark”. Nationally and internationally, the Science Initiative presents the spirit of partnership among post-secondary institutions and scientific establishments in Hanover as a best practice example.

■ “Welcome culture” and “Study and Stay”

In cooperation with all of the post-secondary institutions, Studentenwerk Hannover, Employment Agency and the housing industry, the “welcoming culture for international students” programme [113] oversees more than 60 measures, including partnerships such as a housing campaign, facilitating access to higher learning for refugees and

intercultural tandems to promote language skills and integration, as well as strategies to approach international students and discuss their career opportunities in Hanover. As part of its housing campaign, the Hannover Science Initiative calls on landlords and private property owners to rent to international students with the slogan “don’t leave us out in the cold!”. Since 2016, the free service provided by the Studentenwerk and Haus + Grundeigentum e. V. has helped over 400 international students find a place to live in Hanover, with many finding accommodation in properties not previously available on the market.

OUTLOOK

Cities and municipalities are ideal research partners for the scientific community. On a local and regional level, they face nearly all of the current challenges for the sustainable development of society. The City of Hanover therefore works closely with students and researchers to develop and test new solutions in fields such as climate change adaptation, soil and groundwater protection, microplastic pollution in water or urban logistics. Post-secondary institutions appreciate the efforts undertaken by Hanover and the partnership with urban society and the city’s administrative departments for empirical measurements and practical research, as evidenced by the growing number of students. For many years now, the City of Hanover has been successfully dedicated to fostering a welcoming culture and a service-oriented mentality. Soft location factors – such as short distances and conveniently located green spaces, as well as cultural, sporting and recreational amenities – will continue to be decisive criteria going forward when it comes to choosing where to study. Through their lifestyle and creativity, students support the sustainable development of cities.

LOCAL IMPLEMENTATION

Social Dimension

STRATEGIC GOAL 9

Ensure needs-based, accessible and affordable housing, further develop neighbourhoods in a social and inclusive manner

72

STRATEGIC GOAL 10

Strengthen family-, youth- and senior-friendly infrastructure, enable participation

78

STRATEGIC GOAL 11

Ensure inclusive, equal and high-quality education, promote lifelong learning

84

STRATEGIC GOAL 12

Enable “sport for all”

90

STRATEGIC GOAL 13

Enable people with and without disabilities to participate equally in social life

96

STRATEGIC GOAL 14

Facilitate integration, enable equal participation, guard against discrimination

102



STRATEGIC GOAL 9

Ensure needs-based, accessible and affordable housing, further develop neighbourhoods in a social and inclusive manner

GLOBAL CONTEXT

The “New Urban Agenda”, which was adopted at Habitat III (third United Nations Conference on Housing and Sustainable Urban Development), is a globally applicable “road map” for sustainable urban development in the coming twenty years. The main points of the Agenda are compact residential development with suitable open spaces, an economical approach to using resources, the strengthening of public transport, healthy living conditions for all city dwellers and the right to adequate living space. In its statement “New Urban Agenda: Implementation Demands Concerted Effort Now” [114] from 2017, the German Advisory Council on Global Change warns that there is very little time left to transform cities. The “New Urban Agenda” is a key urban development instrument for implementing SDG 11. However, the Agenda is heavily criticised from a development policy perspective for not addressing the diverse problems and conflicts facing rural populations in the Global South in particular, such as forced migration, landlessness, homelessness, land seizure, displacement or market-induced housing shortages.


RELEVANCE FOR MUNICIPALITIES

Growing populations in major cities are leading to housing shortages, rising property prices and construction costs as well as rocketing rents. Families and single parents with several children, households with a migrant background or without a secure income, people with disabilities and persons with a problematic biography or in uncertain financial circumstances are finding it increasingly difficult when searching for a suitable place to live. Politicians, municipal authorities and the housing industry therefore face huge challenges in their efforts to create sufficient high-quality, affordable, inclusive and largely accessible living space with corresponding infrastructure. At the same time, neighbourhoods are increasingly becoming the focus of social policy, urban planning and property development activities: neighbourhoods with their own character create identity and enable exchange and social contact; they are places of civil engagement and creativity. Developing these unique spaces in a responsive and sustainable manner means working together with the people who live in them.

RELATIONSHIP TO HANOVER

The City of Hanover is growing too. According to the population forecast published in February 2020 [115], a steady increase of approximately 15,400 people (2.8%) is expected for the next ten years. By 2030, the number of children and young people under 18 is set to rise by 4.6%, and the proportion of those aged 65 and over will climb by 11.4%. The very advanced age group (85 and over) will grow by as much as 35.6%. Consequently, building housing for families and older people is particularly important, with at least 15,000 additional units predicted to be required in the City of Hanover by 2030. The “housing concept 2025” was resolved by the council of the City of Hanover in 2013 as a binding basis for developing the local housing market. Its goals include increasing new construction, creating and safeguarding affordable living space and further developing the existing housing stock. A municipal housing subsidy programme launched in 2013 has so far released funds to subsidise the construction of a minimum of approximately 2,400 units for various income groups by 2023. Municipal occupancy rights are attached to roughly 40–50% of these units. The “Hanover housing construction programme 2016” aims to build at least 1,000 new units per year.

The aim of age-friendly district development is to ensure participation and independence regardless of age. The main areas of action here are expanding future-oriented forms of living, promoting public involvement and participation, preserving local shops, supporting healthcare, educational and leisure facilities and intensifying intergenerational dialogue. As part of its urban renewal plans, Hanover has set itself the task of making public spaces more usable for everyone, ensuring that neighbourhoods offer sustainable conditions for living and working, services and trade as well as culture and leisure activities, and strengthening the social and educational infrastructure. The programme entitled “social cohesion – shaping neighbourhood life together” aims to improve living conditions in disadvantaged neighbourhoods. The neighbourhood management team, local institutions, organisations and the residents themselves play an important role in implementing the programme.



(...) ensure access for all to adequate, safe and affordable housing and basic services (11.1)



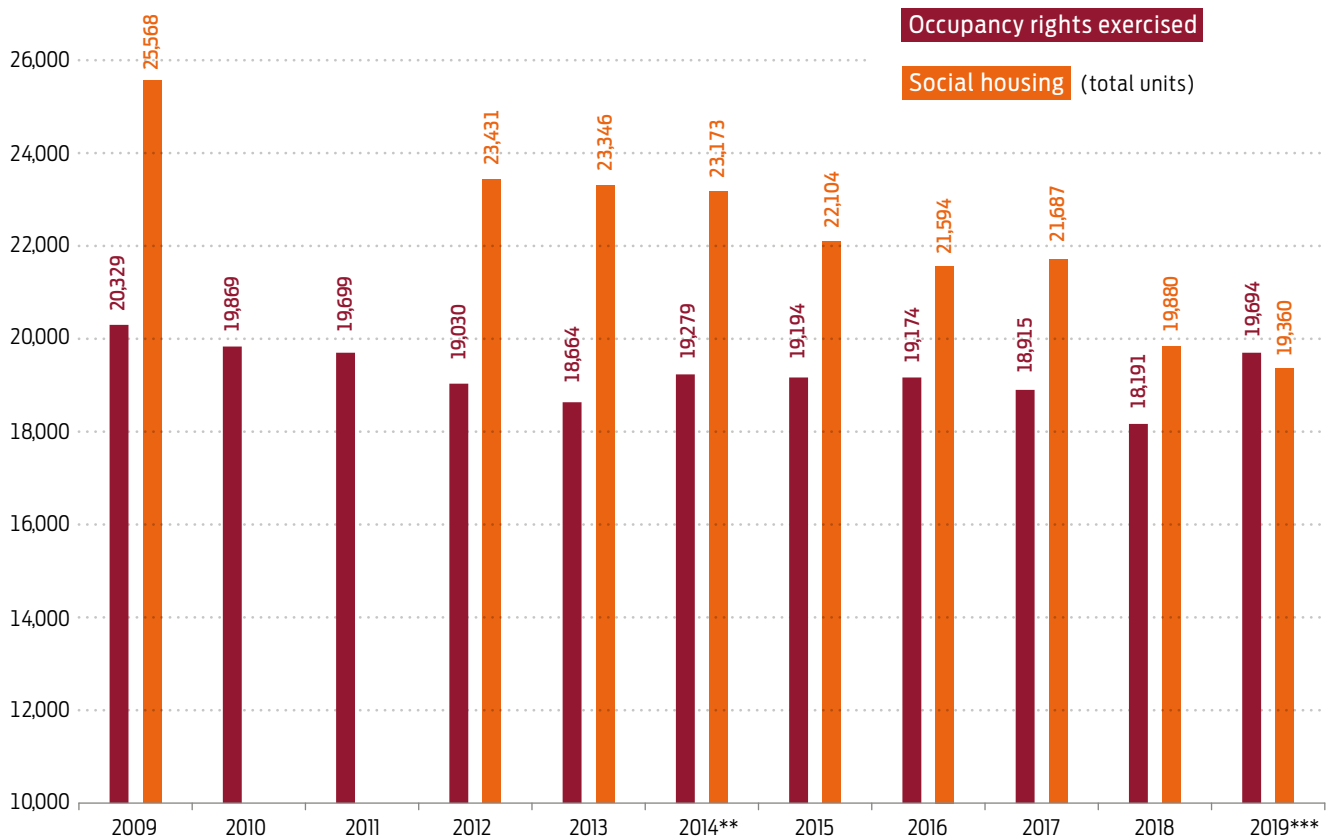
STRATEGIC GOAL 9

SELECTED INDICATORS

48. Support for the housing market – Number of social housing units, number of occupancy rights exercised and number of units registered as vacant, number of recognised applications for arrangement of social housing and number of units arranged

The stock of social housing subject to obligations regarding occupancy decreased from 25,568 in 2009 to 19,360 in 2019. The number of occupancy rights exercised in 2009 stood at 20,329, compared with only 19,694 at the end of 2019, mainly comprising 3-room apartments (approx. 39%) and 2-room apartments (approx. 36%). The stock of 1-room apartments and large apartments was much lower, at around 14% and 11% respectively. The steady decline in occupancy rights and the increasing strain on the housing market, coupled with lower turnover of units with occupancy rights, means that fewer and fewer units are being registered as vacant. In 2019, 2,611 applications for arrangement of an apartment with an occupancy right were recognised, but only 1,787 units were available.

Figure 16: **Development of the total stock of social housing* and occupancy rights exercised**



* Subsidised units subject to obligations with regard to occupancy

** Until 31 March 2014, 9 areas of Hanover were exempted from obligations regarding the occupancy of subsidised units and any occupancy rights were waived.

*** The exemptions and waivers of occupancy rights that applied to 5 areas until 31 March 2019 were not extended and the occupancy rights were exercised again in full.

Source: City of Hanover, Planning and Urban Development Division

50. Appropriate housing – Number of rental apartments advertised in total, by size and “appropriateness of the cost of the accommodation”

All recipients of welfare benefits under the German Social Security Code II (SGB II) and the German Social Security Code XII (SGB XII) are not only entitled to regular benefits, but generally also receive appropriate accommodation costs. In 2019, 3,085 of the total of 10,255 rental apartments advertised (30.1%) met the criteria for appropriate-

ness in terms of size and price set by the JobCenter of the Region of Hanover. Of all rental apartments available, 922 (9.0%) would be appropriate for one-person households, while only 51 (0.5%) would be appropriate for a four-person household. Rental apartments for households with more than four people are practically non-existent.

Table 10: **Development of rental apartments advertised, by “appropriateness of the accommodation costs”**

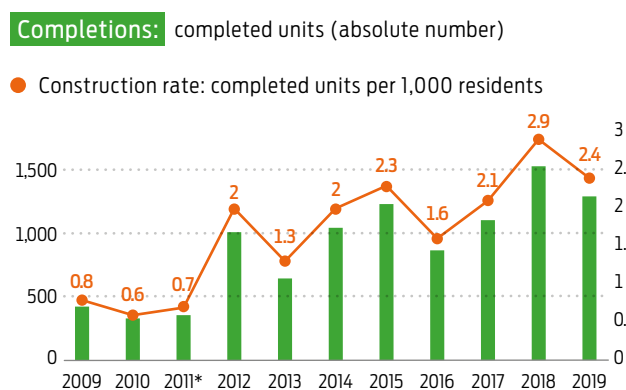
Number of rooms/persons per household	2009	2010	2011	2012	2013	2014	2015	2016	2017	2018	2019
Rooms/persons per HH: 1	897	1,205	1,369	1,380	850	733	676	740	878	1,022	922
Rooms/persons per HH: 2	1,521	2,333	2,017	1,770	1,571	1,415	1,200	1,197	1,671	1,836	1,337
Rooms/persons per HH: 3	1,826	2,906	2,488	1,959	1,571	1,304	1,150	1,033	1,230	1,343	772
Rooms/persons per HH: 4	168	270	179	127	101	82	81	55	94	109	51
Rooms/persons per HH: 5++	7	25	14	17	11	6	8	5	3	3	3
Apartments advertised that meet the criteria for the cost of accommodation	4,419	6,739	6,067	5,253	4,104	3,540	3,115	3,030	3,876	4,313	3,085
Criteria not met	4,053	4,464	5,178	5,209	4,184	3,836	4,149	4,510	4,827	6,882	7,170
Total rental apartments advertised	8,472	11,203	11,245	10,462	8,288	7,376	7,264	7,540	8,703	11,195	10,255

Source: empirica price database; analysis: City of Hanover, Urban Development

53. Municipal housing construction – Number of finished units in total and per 1,000 residents (construction rate)

The construction rate in the City of Hanover has increased sharply since 2012: in 2018, 2,013 building permits were granted and 1,526 units were completed. The corresponding figures for 2019 were 2,964 and 1,295.

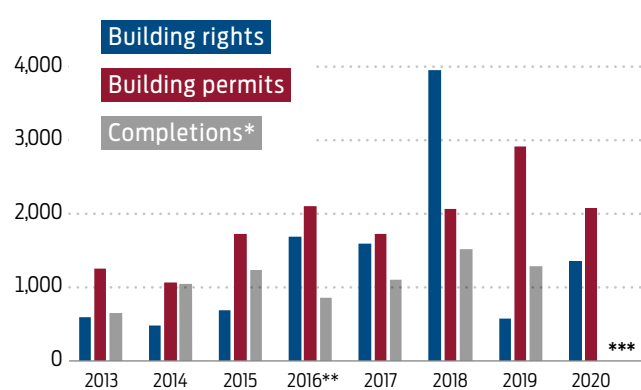
Figure 17: **Development of completion of construction work and construction rate**



*Since 2011 including residential establishments and conversions within housing stock

Source: Statistical offices of the federal state; analysis: City of Hanover, Urban Development

Figure 18: **Development of building rights, building permits and completions**



* Including new units in existing buildings and housing facilities

** Launch of Hanover housing construction programme 2016

*** Number of completions for 2020 not yet available

Source: Statistical Office of the Federal State of Lower Saxony; analysis: City of Hanover, Urban Development

STRATEGIC GOAL 9

PROGRAMMES, PROJECTS AND MEASURES –
A SELECTION

■ Housing concept 2025 and Hanover housing construction programme

In 2013, the council of the City of Hanover resolved the “housing concept 2025” [116], which determines the framework for the development of city’s housing market as a binding basis for action. The stated goals of this concept are to increase the construction of new housing, to safeguard and create affordable living space, to further develop the housing stock and to intensify dialogue with local actors on the housing market.

The current pace of growth in new housing construction is also the result of in-depth dialogue between the city and the local housing industry, which have signed up to a number of agreements under the “Hanover housing construction programme 2016” [117] – the local alliance for housing. The common objective is to stimulate the construction of new housing and thus ease the situation on the housing market. The city continues to support the housing market and contributes to reducing construction costs through measures such as awarding municipal properties to the best concept at a fixed price, resolving a statute on the number of parking spaces required for vehicles and by enabling savings potential in the construction process and the process of connecting the property to local infrastructure.

■ Affordable living space and measures to combat housing shortages

In particular, the City of Hanover is pursuing strategies to enhance the quality of life and housing with the objective of encouraging existing residents to continue living in the city and attracting new ones, as well as further developing available housing in a positive manner: These strategies include, for example, the “Hanover children’s building land bonus”, under which the City of Hanover offers a special child discount on all municipal properties declared eligible for subsidies, or the advice provided by the “single-family house office” on building in Hanover, or subsidies for age-appropriate and accessible housing.

■ Energy efficiency with stable rents

Since 2013, the City of Hanover has subsidised energy-efficiency improvements to rental apartments by paying a rent allowance to owners [118]. Up to the end of 2020, it is providing EUR 440,000 per year for the subsidy programme in order to reduce the rent on apartments that have undergone energy-efficiency improvements.

Allowances are granted to property owners and housing companies that ensure that the net basic rent on the apartments leased by them remains “stable” for three years. In the three subsequent years, any rent increase is capped at 7.5%.

■ Kronsberg-Süd and Wasserstadt Limmer

The largest new construction projects currently under way in Hanover are the expansion at Kronsberg-Süd (Kronsrode) and “Wasserstadt Limmer”. Lower Saxony’s current largest residential construction project is under way in the south of Kronsberg, where a new housing area is being built that will comprise roughly 4,000 units for approximately 7,000 people, along with shops and services, a primary school, several daycare centres, a meeting place for parents and a centre for a youth welfare service [119]. The area is intended as an extension of Kronsberg-Nord, which was constructed as part of the EXPO, and will benefit from the existing infrastructure (suburban railway line and open space structures). The new construction project at “Wasserstadt Limmer” will result in 1,600 to 1,800 residential units being created [120]. An additional aim of the “Wasserstadt Limmer” project is to promote brownfield development by making the former industrial area usable again through targeted remediation of contaminated sites. The planning process included a detailed examination of factors such as local shops, sustainable energy concepts, noise protection principles and effects on the local climate. The guidelines and planning principles for “Wasserstadt Limmer” were developed in consultation with the public.

■ Ecovillage in the north of Kronsberg

In 2021, construction began on the “Tinyliving” project, a sustainable and frugal community in the north of Kronsberg run by the “ecovillage” cooperative [121]. The model project, which has drawn national attention, aims to combine compact city-centre living with the benefits of a rural environment. Within five years, 500 small and affordable residential units are to be built in blocks with a two- to four-storey modular design over an area comprising five hectares. There will also be 70 sites for compact mobile units known as “tiny houses”. Of the total number of residential units, 40% are earmarked as social housing and the City of Hanover has secured occupancy rights for 60 units. The residential area, which will have capacity for 1,000 residents, will feature a village square and 15 neighbourhood yards, a communal garden, other communal



facilities, a centre for borrowing tools, a guest house and offices. The settlement is intended to be climate-neutral with a large number of green spaces, green roofs and walls. It will also have a service water treatment facility and be car-free with only 100 parking spaces on the edge of the village (some of which will be for car sharing). The project is being planned in a bottom-up process in which more than 200 people have been involved to date.

■ “Social cohesion” programme (formerly “social city”)

The programme entitled “social cohesion – shaping neighbourhood life together” [122] helps to remedy shortcomings in urban development and remove social injustices. This integrated action plan includes measures such as improving housing conditions, promoting employment at local level, improving social infrastructure, public transport, safety and leisure facilities. Under the “social cohesion” programme, funding has been granted to five districts (as at October 2020). The aim is to halt the “downward spiral” in disadvantaged neighbourhoods, improve local living conditions for the long term and develop permanent structures to enable residents to help each other in a neighbourly manner as well as to help themselves. Directly involving the affected people in the implementation of projects, such as designing district gardens, is of major importance. Among other things, measures to enhance public spaces and the residential environment as well as strengthen the social infrastructure are being implemented in the urban development areas. In addition, sources of funding are acquired outside urban development programmes in order to enable the broadest possible deployment of financial resources. Funding from urban development programmes can be used to modernise housing subject to the condition that the rents remain affordable. Health promotion and prevention are important focuses of the activities in these neighbourhoods, with low-threshold offerings and projects primarily being used to address these topics with residents. In future, the plan is also to establish cross-neighbourhood projects in order to pool resources and achieve potential synergy effects.

■ Age-friendly district development

The majority of the population over 60 would like to continue living independently in their homes for as long as possible. The main task of age-friendly district development [123] is to ensure participation and independence regardless of age. This requires a good quality of housing, which not only encompasses the standard and furnishing of living space, but also the residential environment with its spatial and social aspects. The four main areas of action in the “age-friendly district development” concept [124] are therefore expanding future-oriented forms of living, promoting public involvement and participation, preserving local shops, supporting healthcare, educational and leisure facilities and enabling intergenerational dialogue. To implement the concept, the first step was to select three locations (in the Südstadt, Kirchrode and Döhren districts) that have municipal neighbourhood coordinators, are supported by different public bodies and are affected by different issues, and to hold ideas workshops on the subjects of “vibrant neighbourhoods”, “intergenerational dialogue and new forms of living” and “supporting people with dementia and their relatives”.

OUTLOOK

The aim of the “housing concept 2025” is to increase the construction of new housing, create and safeguard affordable living space and further develop the existing housing stock. It is forecast that at least 15,000 new units will need to be built by 2030. The largest new construction projects currently under way in the City of Hanover are the expansion at Kronsberg-Süd (4,000 residential units) and “Wasserstadt Limmer” (up to 1,800 residential units). It remains vital to build and renovate housing that is both as climate-efficient as possible and affordable in order to achieve the climate goals set. Subsidy programmes are being used to modernise the housing stock while keeping rents at socially acceptable levels with the goal of preventing residents from being forced out of the neighbourhoods they have lived in for many years. The objective is to preserve and promote a mix of uses as well as a social mix. The “social cohesion” urban development programme supports measures to enhance public spaces and further develop social infrastructure. Age-friendly district development aims to further expand future-oriented forms of living, which are intended to strengthen the involvement and participation of residents, support local shops, healthcare, educational and leisure facilities and enable intergenerational dialogue.



STRATEGIC GOAL 10

Strengthen family-, youth- and senior-friendly infrastructure, enable participation

GLOBAL CONTEXT

According to a World Bank report entitled “Poverty and Shared Prosperity 2020”, the number of people living in poverty worldwide has declined sharply since 1990 [125], even though the global population has grown by 2.2 billion in the same period. As a result, the global poverty rate has fallen from 36% to 9%. Nevertheless, 689 million people still lived on less than USD 1.90 a day in 2017. At the same time, much of the progress made in recent years is being threatened by the current pandemic, with up to 115 million people at risk of falling into extreme poverty in 2020. According to the German Federal Ministry for Economic Cooperation and Development, the pandemic has led to “a massive poverty, hunger and economic crisis in many developing countries. Europe in particular must do more to stabilise crisis-stricken developing countries.” [126]

SDG 10 does not always receive significant consideration, although it specifies an important goal in the global fight against poverty: reduce inequality within and among countries. Growing social and economic inequality is regarded as one of the main causes of flight and migration. Removing this inequality strengthens social cohesion within a society and is a key contribution to sustainable development. Because this issue is so important, municipalities must also take into account the global dimension of social justice.

RELEVANCE FOR MUNICIPALITIES

It is up to municipal politicians and government to create structures and conditions that enable the socially sustainable development of a city. Social sustainability cannot be implemented using a “top-down” approach; it needs the experience, ideas and commitment of many people on the ground: organisations and institutions as well as numerous voluntary initiatives and much more. Effective participation, regardless of people’s educational background, origin, age or other personal characteristics, requires appropriate low-threshold offerings. Inspired by the German Council for Sustainable Development, over 35 German municipalities, including the City of Hanover, came together for the “sustainable municipality” dialogue. In their “position paper” from November 2019, they commit themselves to these cornerstones of social justice [127].

(...) ensure that all girls and boys have access to quality early childhood development care and pre-primary education (4.2)

RELATIONSHIP TO HANOVER

Family policy is a task that cuts across specialist departments, authorities and functions. It focuses on (further) developing and safeguarding needs-based, inclusive educational and childcare, sports and leisure offerings for families. Priority is given to investments for increasing the number of day nursery and kindergarten places, expanding flexible emergency childcare, modernising existing school facilities and building new needs-based facilities and establishing more all-day schools. As in other cities, poverty is an issue in Hanover. The City of Hanover's ongoing poverty and social reporting offers a basis for identifying priority areas and groups that are particularly affected by poverty. Action plans are developed in order to work together with network partners to inform affected people in a targeted manner about ways to access the labour market, claim welfare benefits and utilise social services, thus giving them a better opportunity to participate in social life. In its publication entitled "the Hanover strategy for improving the prospects of children living in poverty", the city focuses specifically on districts and neighbourhoods that are especially impacted by child and family poverty.

The goals of the "My Hanover 2030" integrated urban development concept include responding to young people's interests and offering them a variety of effective opportunities to learn, participate and influence their own lives. One step on the path towards a "youth-friendly municipality" is the establishment of a youth participation office to promote involvement in municipal policy issues and decisions. The "old age-poverty-debt" project aims to ensure that older people can participate in society, even if they have financial difficulties, and to inform them about their entitlement to benefits and prevent over-indebtedness. Building a senior-friendly residential environment that promotes a "city for all" is the goal of the "Hanover municipal seniors service" and of several initiatives and institutions in the city, whose work includes helping older people lead independent lives and participate in society, and intervening in individual cases.



• Empower and promote the social, economic and political inclusion of all, irrespective of age, sex, disability, race, ethnicity, origin or economic or other status (10.2)



STRATEGIC GOAL 10

SELECTED INDICATORS

57. Degree of childcare provision – Number of approved childcare places, proportion of children with childcare places and rate of childcare provision in per cent

The total number of childcare places available to infants, kindergarten and primary school children stood at 35,587 in 2019. The rate of childcare provision was 43.1% for 0- to 2-year-olds, 62.6% for the 1- to 2-year-old age group, to which a legal entitlement applies, and 97.6% for kindergarten places. In the case of primary school children, the rate of childcare provision was 19.9% at after-school facilities and 50.9% at all-day schools.

Table 11: **Development of childcare and rate of childcare provision**

	2017	2019	Proportion of children using childcare in 2019		Rate of childcare provision incl. unused places	
			0–2 years	1–2 years*	0–2 years	1–2 years*
Infant care						
Creches incl. MAGs	5,009	5,373	35.4%	51.4%	43.1%	62.6%
Daycare for 0- to 2-year-olds	1,003	912	6.0%	8.7%		
Total infant care	6,012	6,285	41.4%	60.1%		
Unused creche places**	256	257				
Kindergarten care						
3- to 5-year-olds in kindergartens incl. MAGs	13,883	14,131		95.0%	97.6%	
6-year-olds in kindergartens incl. MAGs	247	666				
Day care for 3-year-olds	85	115		0.7%		
Total kindergarten care	14,215	14,912		95.8%		
Unused kindergarten places**	435	279				
Primary school childcare						
After-school childcare incl. MAGs and inno	3,894	3,616		19.9%	73.3%	
Daycare for 6- to 9-year-olds	46	53		0.3%		
CMSS	338	338		1.9%		
Childcare at all-day schools	9,049	9,262		50.9%		
Total school childcare	13,327	13,269		72.9%		
Unused after-school childcare places**	90	69				

As at 1 October of each year

* A legal entitlement is applicable to this age group

** Excluding daycare and MAGs

MAGs = mixed age groups

CMSS = childcare measures that are supplementary to schools

Inno = innovative model project for childcare at primary schools

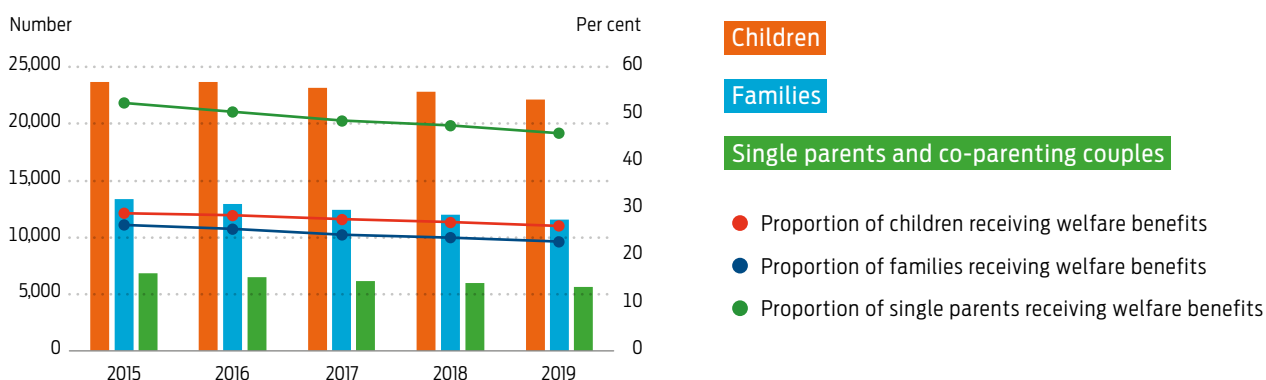
Source: City of Hanover, Youth and Family Division, Schools Division, Elections and Statistics Department

61. Proportion of welfare benefit recipients – Number of recipients of welfare benefits to cover subsistence costs by age, family unit and nationality – absolute number and as a proportion of the population

The development of poverty shows a steady fall in the number of welfare benefit recipients to 79,850 – down from 16.5% in 2015 to 14.7% in 2019. The poverty rate among foreign nationals decreased by 3.4 percentage points to 33.4%. The need for welfare benefits is particularly pronounced among children and young people under 18. The poverty rate in this group fell by 2.6 percentage points to 26.5%, which corresponds to 22,143 children and young

people who are affected by poverty. Furthermore, almost a quarter (23.1%) of families in Hanover received welfare benefits to cover subsistence costs. However, families benefited disproportionately from the drop in the poverty rate (minus 3.6%). Single parents and co-parenting couples are particularly affected by poverty, with 46.0% of this type of household (5,662 people) receiving welfare benefits to cover subsistence costs in 2019.

Figure 19: **Development of poverty among children, families (total) and single parents and co-parenting couples 2015–2019**

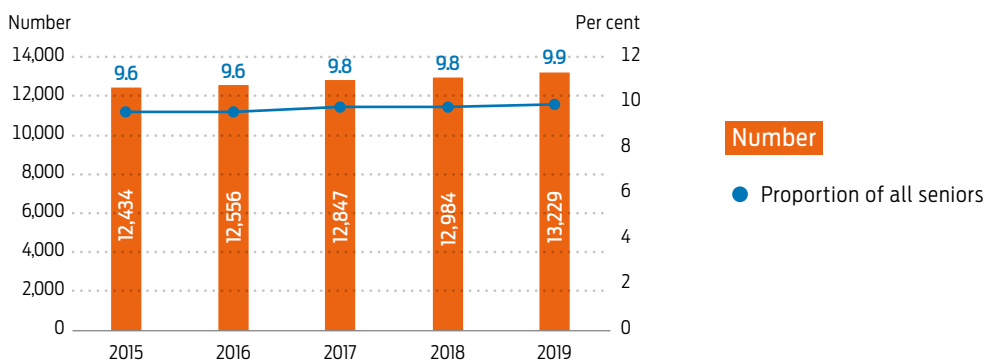


Source: Statistics from the Federal Employment Agency and the City of Hanover, Elections and Statistics Department

63. Basic income in old age – Number of people over 60 receiving welfare benefits – absolute number and as a proportion of the population, as well as by gender and nationality

For demographic reasons, the number of older people receiving welfare benefits is increasing. At the end of 2019, 13,299 seniors received welfare benefits to cover subsistence costs, which corresponds to a poverty rate of 9.9%, up 0.3 percentage points compared with 2015.

Figure 20: **Development of citizens over the age of 60 receiving welfare benefits to cover subsistence costs**



Source: City of Hanover, Social Affairs Division as well as Elections and Statistics Department and the Federal Employment Agency

STRATEGIC GOAL 10

PROGRAMMES, PROJECTS AND MEASURES –
A SELECTION

■ Recommendations regarding guidelines for action in the area of family policy from 2016 to 2021

To answer the question of how family-friendly the City of Hanover is as reliably as possible, families and experts held an in-depth dialogue in the period from 2012 to 2015 on the needs and wishes of families. The city government's cross-divisional steering committee on family policy developed a concept that began with the participatory process "chime in – family life in Hanover" and was reinforced as a strategic field of action within the scope of the "My Hanover 2030" municipal dialogue. The entire dialogue phase from 2012 to 2015 comprised five elements: a representative survey, family conferences, online family conferences entitled "log in and chime in", four specialist forums on the subject of family, four family forums for experts from 2016 to 2020, three family dialogues from 2017 to 2020 and the family monitoring reports 2011/2014/2017/2020 [128]. A total of 12,200 people participated in the process. A key requirement for building a family-friendly city was establishing a dialogue-oriented, structurally embedded participatory culture involving families, children and young people as well as experts on relevant topics [129].

■ The "Hanover strategy"

The "Hanover strategy" [130] is a local contribution to improving the prospects of children from poor backgrounds and is targeted in particular at the more than 22,000 children and young people living in families that receive welfare benefits under the German Social Security Code II (SGB II) or the German Social Security Code XII (SGB XII). The initiatives are aimed at ensuring participation in society at an early age regardless of a child's circumstances, and therefore at achieving equal opportunities: enabling families to earn an income, securing basic needs, promoting health, reaching parents, supporting children's development from an early stage, strengthening daycare centres and schools, developing key skills, strengthening children and young people as well as supporting young people on their career paths. The

magnitude of the problem, the trend and in particular the widely varying poverty rates across the city's districts (see above) illustrate that action must address specific target groups and districts/neighbourhoods that have high levels of poverty. The "Hanover strategy" identifies priority target groups and offerings, specifies key measures, institutions, areas and persons and only works in cooperation with partners from urban society. The "Hanover strategy" sees itself as an umbrella concept and as a process that is not finished as long as there is (child) poverty.

■ Family centres and "district mothers and fathers"

Predominantly in districts where social action is needed, the city began turning daycare centres into family centres [131] in 2006. In 2019, there were 47 family centres offering information and activities for the whole family on topics such as parenting, health and language learning. The centres allow families to participate in (inter)cultural and educational activities in their free time. All the activities offered by the family centres are aimed not only at parents, but also at all other district residents. The family centres value parents as experts on their children and therefore involve them early on in children's development processes. Since 2009, the family centres have been training "district mothers and fathers", who offer families support and advice on integration. At present, 46 women and 4 men are employed in these roles. The goal of their work is to familiarise families with the German education system, strengthen their awareness of their parenting and educational duties, integrate them into social environments and help parents and children develop their first and second languages.

■ "Youth-friendly municipality"

The City of Hanover participated in the nationwide "youth-friendly municipality" process [132] with the aim of making the municipality more youth-friendly, embedding young people's interests even more firmly in municipal politics and raising public awareness of them. To spark young people's interest in urban development processes and to involve them in this area, various youth forums on the subjects of urban development/public spaces, city politics and culture as well as a "city youth day" were organised by and with young people during and after the project. In addition, the topic of youth-friendliness was established as the focus of the mayor's New Year reception in 2017. Low-threshold events by and for young people on youth-related topics were held in public with political and govern-



ment representatives. Since 2012, annual funding of EUR 50,000 has been provided for the “advisory council for the promotion of youth cultures” in order to support projects for small youth groups and youth initiatives. Following the results of the three-year “youth-friendly municipality” process, the council of the City of Hanover approved the continuation of the process in December 2020 by giving the green light to the “overall strategy for youth participation in work with children and young people” [133]. The objective here is to further expand and strengthen youth participation in Hanover and embed this in municipal politics. The overall strategy comprises the following goals: increasing youth representation in open youth work organisations, holding an annual youth forum, establishing a youth participation unit and operating a youth participation office.

■ “Hanover active pass”

Anyone who receives welfare benefits under the SGB II or SGB XII or integration support under the SGB IX, housing benefit, benefits under the German Asylum Seekers Benefit Act or assistance outside the family home under the SGB VIII is granted the “Hanover active pass” (HAP) by the City of Hanover [134]. The HAP is intended to improve the opportunities for children, young people and adults from low-income households to participate in education, culture, sport and leisure activities. It allows users to benefit from reduced prices in over 100 facilities operated or subsidised by the municipality. In addition, sports clubs can apply for refunds of up to EUR 10 of membership fees for children and young people (up to 18). Around 95,000 HAPs were issued to eligible persons in 2019, and such passes were used more than 100,000 times. Children and young people are increasingly benefiting from the HAP, making it one of the key elements of the “Hanover strategy for improving the prospects of children living in poverty”.

■ Early years education

Early years education is promoted by a large number of programmes in daycare centres, after-school childcare facilities and primary schools – including language development in daycare centres, the rucksack programme, initial advice on schooling from the education office, assistance with homework, the promotion of reading, free breakfast, in-school advice for schoolchildren or the information and activities offered by the 48 family centres.


■ “Seniors plan”

The “seniors plan 2016” [135] is the most recent planning document addressing the welfare structure for older people in the City of Hanover. It mainly comprised the continuation of social work, broken down to the smallest geograph-

ical unit, the neighbourhood. In view of socio-demographic changes, increasing digitalisation in all areas of life, growing diversity in the areas of supply and demand, new medical treatment options and most importantly social changes, the City of Hanover intends to reform the planning of welfare services for older people, working together with the relevant actors and target groups. As part of the development and expansion of local structures, the next “seniors plan 2021” will focus more strongly on topics that are important from a social policy perspective, such as poverty in old age, precarious housing conditions and life circumstances, advice available in people’s native languages and care for people with dementia, as well as on how to organise this work – in particular through networking, cooperation, the alliance for housing and shared responsibility in the community.

OUTLOOK

As in other cities, the pandemic is reversing the positive trend in the poverty rate in the City of Hanover. Since March 2020, the “social crisis monitoring” of the Directorate of Social Affairs and Sports has identified significantly more recipients of benefits under the SGB II. The poverty rate is expected to rise sharply and remain at a high level for some years. Municipalities can do little to influence the extent of local poverty because they do not possess the central statutory levers and do not determine the overall economic situation. However, municipalities can make indirect contributions to reducing poverty, which is why the “Hanover strategy” will continue to promote opportunities for children from low-income families. The City of Hanover has a differentiated offering of support in various areas. These proven programmes, projects and measures are partly cross-directorate and cross-divisional in nature and are partly conducted in cooperation with welfare organisations, associations or businesses. They will be further developed going forward. With the support of age-friendly district development programmes, seniors will be able to continue living independently into old age in the environment and community they know best. This also applies to people in need of care and their relatives. In the “seniors plan 2021”, the planning of welfare services for older people should take into account socio-demographic and social changes, increasing digitalisation in all areas of life, growing diversity of supply and demand and new medical treatment options.



STRATEGIC GOAL 11

Ensure inclusive, equal and high-quality education, promote lifelong learning

GLOBAL CONTEXT

According to a 2018 UNESCO report [136], 59.1 million primary school age children worldwide are unable to go to school. This amounts to 8.2% of all children. The vast majority of them (32.2 million) are in sub-Saharan Africa, meaning that almost one in five children there has no access to primary school education. Of the 737 million people across the world that suffer from extreme poverty (defined by the World Bank as living on USD 1.90 per day [137]), 420 million are in sub-Saharan Africa. This corresponds to over 42% of that region's population. Outside Africa, too, inequalities in education are reflected in the distribution of people living in extreme poverty as well as in high child mortality rates. Poverty, education and health are therefore closely linked.

The 2030 Agenda addresses the importance of education extensively in SDG 4. Only by including "education for sustainable development" (ESD) in all areas of education and life and making it available to everyone can the other SDGs be achieved. Only then will there be a realistic chance of ending poverty and hunger, reducing inequalities and improving health for everyone, ensuring sustainable consumption and production as well as decent wages, fighting global warming and species loss and promoting peaceful and inclusive societies. On this basis, UNESCO launched its new programme "Education for Sustainable Development: Towards achieving the SDGs" (or "ESD for 2030") in 2020 [138]. The goal is to drive forward ESD in educational landscapes around the world.


(...) ensure that all girls and boys complete free, equitable and quality primary and secondary education (4.1)

RELEVANCE FOR MUNICIPALITIES

In 2017, the federal government, federal states, municipalities, the private sector and the scientific community resolved the “National Action Plan on Education for Sustainable Development”, which contains common goals for permanently embedding ESD in the German educational landscape. More than 300 voluntary commitments have been made in this respect. In June 2019, the German Commission for UNESCO issued its Mannheim Appeal entitled “Learn to Change the World” [139] to emphasise that the efforts made up to now are not sufficient to achieve the SDGs by 2030. It calls on the federal government to combine the promotion of sustainable development even more systematically with ESD and calls for sustainability to be rapidly embedded in the entire education system. In addition to what is taught in classrooms, sustainability should also play a greater role in the everyday life of educational institutions in future. This involves the institutions themselves acting responsibly and conserving resources. In the position paper resulting from the “sustainable municipality” dialogue between German cities and municipalities, the City of Hanover and the other participants undertake to “embed ESD systematically and comprehensively in our municipalities and across all areas of education in order to further strengthen our citizens’ skills, knowledge and commitment to sustainable development.” [140]

RELATIONSHIP TO HANOVER

Education infrastructure is a key prerequisite for sustainable development. Individual successes in education also depend on creating seamless transitions from daycare centre to primary school, secondary school, training, studies and professional life. As an education authority, the City of Hanover continues to expect high pupil numbers for all forms of school – a trend that presents planning, logistics and financial challenges. Accordingly, over EUR 520 million of additional investment focusing on schools and daycare centres will be provided within ten years via the “investment programme 500 plus”. The expansion of all-day schools and the implementation of inclusive education require further efforts. A variety of offerings are intended to further improve the ability to balance work and family life. The aim is to increase equality for all children in terms of opportunities and education and to enable successful education for children with disabilities. Adult education centres such as the public adult education center VHS Hannover play an important role in connection with ESD. They primarily appeal to adults by offering language classes, political and cultural education as well as courses relating to people, society and other topics. These establishments embody the principle of lifelong learning. The activities of the City of Hanover and its cooperation partners in the field of ESD are described under strategic goal 5 of the environmental dimension.



STRATEGIC GOAL 11

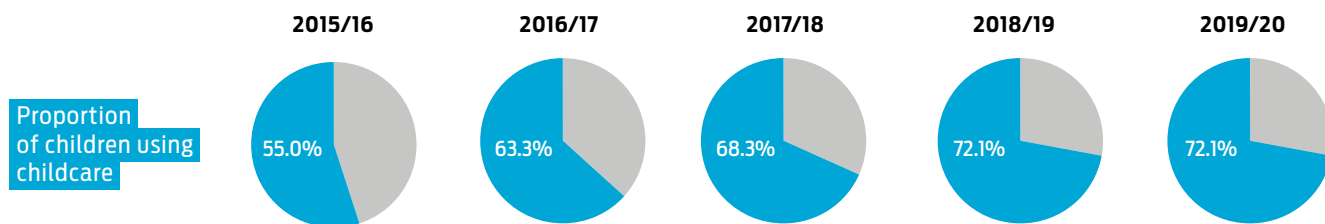
SELECTED INDICATORS

68. Availability of all-day primary schools – Number of all-day primary schools, total and as a percentage of all primary schools, as well as number of pupils who use all-day primary schools

Of the 60 primary schools, 43 (72%) operated all day in the 2019/20 school year. Of the 13,484 primary school pupils, 9,241 children attended municipally supported and financed all-day facilities.

Table 12: **Development of all-day primary schools and number of pupils taking up all-day school places**

	2015/16	2016/17	2017/18	2018/19	2019/20
Number of primary schools	60	60	60	61	61
of which municipally financed all-day schools (incl. Eichendorffschule)	33	38	41	44	44
Proportion of children using childcare	55.0%	63.3%	68.3%	72.1%	72.1%
Number of children using all-day facilities	5,757	7,218	8,288	8,681	9,241
Attendance at all-day facilities	19,975	25,874	29,859	31,083	31,095



Source: City of Hanover, Schools Division, official school statistics as at the relevant date

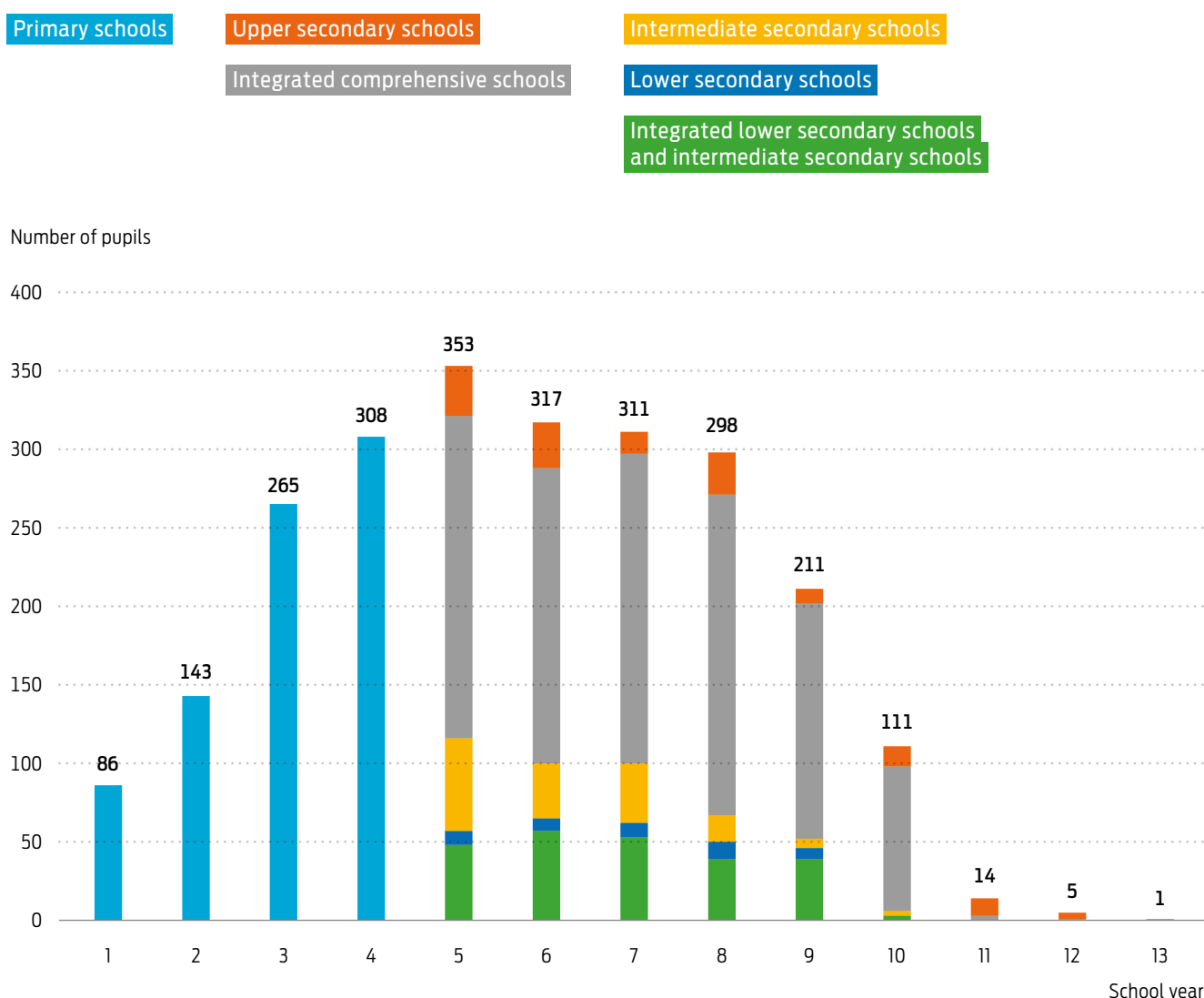


69. Inclusive education – Number of inclusively educated pupils with special educational needs, by focus of needs and individual school year

In the 2019/20 school year, the total number of inclusively educated children requiring special educational support rose by around 56% compared with 2016/17 to 2,565. 65% of pupils were educated at integrated comprehensive schools (at secondary level I). Intermediate secondary schools and integrated lower secondary schools and intermediate secondary schools were also attended by a disproportionately

high number of pupils with special needs. The proportion of such pupils at integrated lower secondary schools and intermediate secondary schools is up to 50% in individual school years. Upper secondary schools have the lowest proportion of inclusively educated pupils.

Figure 21: **Distribution of inclusively educated children by school year and school form in the 2019/20 school year**



Source: City of Hanover, Schools Division, official school statistics, as at 29 August 2019

STRATEGIC GOAL 11

PROGRAMMES, PROJECTS AND MEASURES –
A SELECTION■ **“Municipal school development plan 2020”**

According to the current “school development plan 2020”, the City of Hanover, as an education authority, can only meet its obligation to provide an adequate and needs-based offering of school places through a comprehensive package of school planning measures. In view of the expected growth in demand for school places, the government plans to open additional primary schools, increase the number of classes per school year and further expand the proportion of all-day schools. However, the lead time required for these measures means that the situation will not improve for several years. In the area of integrated lower secondary schools and intermediate secondary schools, the large number of schools expected to change their form will lead to a lack of places. In the 2019/20 school year, demand at school year six and above could only be met by establishing additional classes. The political decisions to set up an 18th upper secondary school and a 12th integrated comprehensive school as well as to increase the number of classes per school year at existing upper secondary schools/integrated comprehensive schools have laid the foundations for expanding the offering of school places at these types of school. However, they are not a solution for the already existing demand for school places that has arisen due to inclusive education and schools changing their form.

■ **Further development of “quality initiative for primary school childcare”**

The effects of the comprehensive implementation of an all-day primary school concept on socio-educational group childcare (after-school childcare facilities, innovative model projects, childcare offerings that are supplementary to schools) are being reviewed in the course of the further development of the “quality initiative” [141]. In close consultation with politicians, schools, public bodies responsible for youth welfare, cooperation partners, the municipal parents’ council and the municipal school pupils’ council, a framework concept for merging after-school childcare facilities and primary schools at primary school locations was developed. The school environment and analyses of the social structure of the districts in which the primary schools are located as well as the childcare needs of families were taken into account in the planning required for this framework concept. The preliminary considerations resulting from the evaluation are intended to serve as guidance for the expansion of the number of all-day

schools from the 2020/2021 school year. The goal is to use premises that are currently deployed for non-school childcare (after-school childcare facilities, innovative model projects, childcare offerings that are supplementary to schools) for all-day schools and to provide children with more space for play and exercise by repurposing existing premises. Both educational support and childcare hours will improve from the 2019/20 school year.

■ **“Rucksack school”**

The “rucksack school” programme [142] is targeted at parents and their primary school children and is currently implemented at 32 primary schools in Hanover (as at the 2020/21 school year). It aims to raise awareness of diversity in curriculums and schools and is based on valuing and recognising diversity, resources and skills. The programme combines curriculum and school development with continuous linguistic and intercultural education, in which the child’s native language is regarded as a resource and a basis for learning. “Rucksack school” gives parents an opportunity to play an active role in school life in a manner that benefits everyone involved. The resulting in-depth dialogue creates a long-term partnership between parents and schools. The programme strengthens parents’ self-esteem and child-raising skills, and contributes to successful integration through its intercultural openness. Parents become qualified as parent advisers and received regular (further) training. They act as multipliers and guide their “rucksack” parent groups through the school premises.

■ **“Specialist schools”**

Following the adoption of the “Act to Introduce Inclusive Schools” on 23 March 2012, public schools in Lower Saxony are obliged to enable barrier-free and equal access for all pupils. The limited funds available meant that it was only possible to introduce inclusive schools gradually from the 2013/14 school year in the form of so-called “specialist schools”, which focus on supporting physical and motor development. Eight primary and eight secondary schools currently have this status. Where major renovations, extensions or entire new buildings are required, the planning team examine in each individual case how to make all



school facilities accessible and how to implement standard spatial arrangements as well as inclusive elements. Minor alterations are also carried out in schools promptly and as needed. They include improving room acoustics and lighting, marking steps or installing power connections for special reading devices.

■ **Ada-und-Theodor-Lessing-Volkshochschule Hannover (VHS Hannover)**

Ada-und-Theodor-Lessing-Volkshochschule Hannover [143] is the City of Hanover's public adult education centre. In its mission statement, VHS Hannover has committed itself to the sustainability goals relating to economic, ecological and social development. It helps individuals improve their educational biographies, focusing on socially disadvantaged people and those who are unused to learning. VHS Hannover offers general, political, cultural, professional and integrative education, and is geared to lifelong learning. Its courses are available to anyone over 16 and are tailored to particular target groups: women, men, young people, older people and people with and without disabilities. VHS Hannover also provides tailored programmes for businesses and public authorities as well as federations and associations. The courses on offer are geared towards the labour market, thereby improving the graduates' opportunities on the primary labour market. Furthermore, VHS Hannover's offering helps reduce gender inequality and promote the integration of migrants. The institution offers preparatory courses in which people can improve their literacy and numeracy skills before taking the adult examination organised by the state of Lower Saxony with the aim of subsequently acquiring secondary school qualifications from lower secondary schools or intermediate secondary schools. Career guidance, work experience and continuous social skills training enable participants to systematically prepare for the transition to higher education, vocational training or the labour market. To help get them started, education novices are offered so-called basic courses in which they can refresh their basic knowledge of core subjects and acquire fundamental learning techniques. The institution's compensatory education programmes that serve the common good are included as a chain of education in the VHS Chance project.

■ **Bildungsverein Soziales Lernen und Kommunikation e. V.**

Bildungsverein Soziales Lernen und Kommunikation e. V. [144], a non-profit adult education institution, has approximately 340 teachers who hold over 80,000 hours of classes per year for a total of over 17,000 participants at four locations comprising 54 seminar rooms. Roughly 55,000 hours

per year are allotted for purposes that serve the common good (political education, values and standards, German for migrants and other integration courses under the German Immigration Act). Other courses are available in the areas of career and IT; languages, rhetoric and communication; culture and society; and body, soul and pleasure. The institution offers a total of 150 subjects for educational leave, 250 weekend seminars, 800 courses and 60 working groups on topics such as migration and integration, international affairs, culture and society, women or the environment. Its services are rounded off by exhibitions and presentations (as at 2019). It also organises special programmes with post-secondary institutions (among other organisations), primarily to promote language learning, as well as additional cultural offerings and microprojects for certain professional or target groups (such as those attending a vocational school). Together with VHS Hannover, Bildungsverein e. V. provides accredited advice on further education that is independent of the education authority. It offers information and guidance to help people select and compare further education programmes and to assist those who wish to acquire school or professional qualifications in their adult life. It also advises people on possible sources of funding.

OUTLOOK

As an education authority, the City of Hanover continues to expect high pupil numbers for all forms of school – a trend that will result in planning, logistics and financial challenges. Accordingly, over EUR 520 million of additional investment focusing on schools and daycare centres will be provided within ten years via the “investment programme 500 plus”. The city will continue to drive forward the expansion of all-day schools and the implementation of inclusive education. The objective of the education authority and the City of Hanover's advisory council on inclusion is to promote a balanced mix of pupils at all schools. Education for sustainable development is an implementation goal for all areas of education: from early years education, school, professional and further training, and from vocational school through to later life. To enable the worldwide education goals of UNESCO's “Global Action Programme” to be achieved, the legal framework must be changed and additional human and financial resources must be made available. These factors can only be partly influenced by municipalities.



STRATEGIC GOAL 12

Enable “sport for all”

GLOBAL CONTEXT

Sport is enjoyed by people around the world – from informal sport and grass roots level, through to major sporting events and elite sport. It is not only one of the most popular leisure activities, but is also becoming more and more significant in terms of value creation, employment and consumption. Sport is extremely beneficial for physical and mental health. It makes a valuable contribution to getting the level of exercise recommended by the World Health Organisation (WHO) [145]. Through its professional and voluntary structures, sport can enable participation and promote social interaction and “fair play”. It can thus reduce inequalities like almost no other area of life and contribute to a peaceful society – beyond national borders.

However, sporting activities, sports infrastructure and the large number of major sporting events can also have complex ecological and social effects. Organising and conducting sport in a manner that is ecologically and socially sustainable is therefore a task for society as a whole – for sports clubs, competitions, world championships or the Olympic Games as well as for the merchandise industry, commercial sports providers and everyone who engages in recreational sport.

The principle of sustainability is highly significant for sport at both a global and local level. In 2013, over 120 UNESCO countries made a commitment to sustainability at the 5th International Conference of Ministers for Sport [146]. In 2020, the “Advisory Board for Environment and Sport” of the Federal Ministry for the Environment, Nature Conservation and Nuclear Safety presented its position paper entitled “Sustainable Sport 2030 – Responsibility for Nature, the Environment and Society” with the goal of organising sport strategically and conducting it in a more sustainable manner. The Advisory Board calls for sport to be climate-appropriate, energy- and resource-efficient, adaptable and socially equitable, economically efficient as well as nature-friendly and landscape-compatible. “Sport can therefore be a catalyst for progress towards a sustainable society.” [147]

• Ensure healthy lives and promote well-being for all at all ages (3)

RELEVANCE FOR MUNICIPALITIES

Sport pervades society and all levels of municipal life. It is the largest movement in German civil society, with more than 50 million participants and over 27 million members of almost 90,000 sports clubs [148]. Organised sport utilises and develops this potential, and therefore has a variety of socio-political effects in municipalities as well: on integration, the environment and nature conservation, education, health, equal opportunities, youth work and inclusion [149]. In their Berlin declaration on “strengthening sustainability” [150] from October 2019, the sports associations of the federal states committed themselves to the United Nations SDGs.

Sport is especially important as a means of enabling children and young people to participate in social life. The youth organisation of the German Olympic Sports Confederation drafted an action plan on education for sustainable development in 2018 [151] in order to promote and support the involvement of young people and offer them opportunities to develop their personality and take responsibility.

Informal sports facilities allow young people in particular to help determine and shape how public spaces are used. These informal areas – parks and sports grounds, inline skating facilities, amateur football fields, basketball and beach volleyball courts and others – are meeting points where children and young people can express and fulfil their wishes and ideas for a youth-friendly urban environment.

RELATIONSHIP TO HANOVER

According to the third citizens’ panel [152] entitled “Sport in Hannover” from 2014, 75% of the city’s population engage in sport at least once a week: 45% on a self-organised basis and 28% in one of the 370 sports clubs. For over 25% of those surveyed, “sport and exercise” were among the most frequently stated reasons for taking part in voluntary activities. Key challenges for clubs, offerings and facilities include demographic changes, individualisation, changing family behaviour and leisure patterns as well as professional demands due to “lifelong learning”, digitalisation and shifts in the world of work. All these trends have significantly changed people’s needs when it comes to sport and exercise. This requires a future-oriented, needs-based and accessible sports infrastructure. Guided by the principle of “sport for all”, sport development planning [153] for the City of Hanover aims (among other things) to improve the space available for sport, increase involvement in sport and provide financial and non-material support for sport based on people’s needs. Particular emphasis is placed on enabling everyone to participate in society through sport.

(...) provide universal access to safe, inclusive and accessible, green and public spaces (11.7)

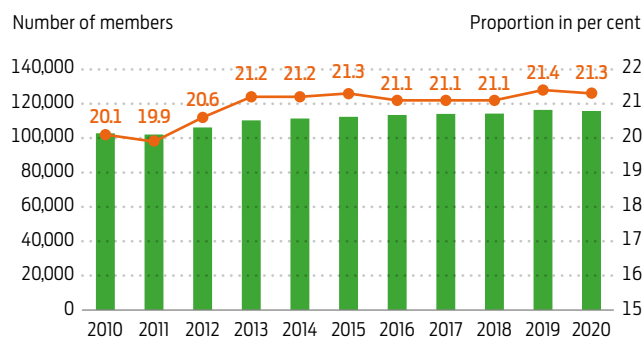


STRATEGIC GOAL 12

SELECTED INDICATORS

72. Organisation rate in terms of sports clubs – Total number of members of sports clubs and organisation rate by age in per cent

Figure 22: Development of members and organisation rate in terms of sports clubs

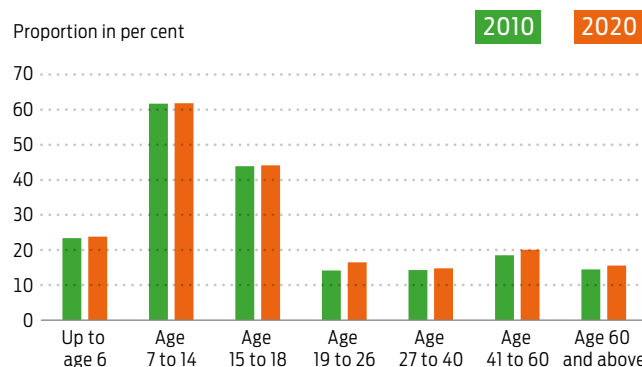


Population at their principal residence on 31 December of the previous year

Source: Stadtsportbund Hannover e. V.; Statistical Yearbook of the City of Hanover 2020, Elections and Statistics Department

The total number of sports club members in Hanover increased from roughly 103,000 in 2010 to around 115,600 in 2020. Measured in terms of the number of residents, this amounts to an organisation rate of 21.3%. The rate is highest in the 7-to-14 age group (61.8%) and the 15-to-18 age group (44.1%). Membership of sports clubs is much less common among those aged 27 to 40 (14.8%) and the over 60s (15.6%).

Figure 23: Age distribution and organisation rate in terms of sports clubs in 2020 compared with 2010



73. Self-organised sport – Qualitative description

As in almost all major cities, self-organised sport is by far the dominant organisational form for sport and exercise, accounting for around 45% [153]. According to the “sport development plan” [154], the most frequent informal activities primarily include endurance sports such as walking, running, cycling and inline skating. The main activities pursued privately are from the “endurance/outdoor” and “adventure/risk” areas, and can therefore be engaged in outside traditional sports facilities in the city or in the surrounding area. The most popular everyday and endurance sport, cycling, is served by an extensive network of cycle paths, according to the open space development concept. There are numerous jogging or walking routes, which in some cases have regular kilometre markers or are officially measured, signposted, accessible and in individual cases illuminated. Since 2009, fitness courses for different generations and with various focuses have been constructed

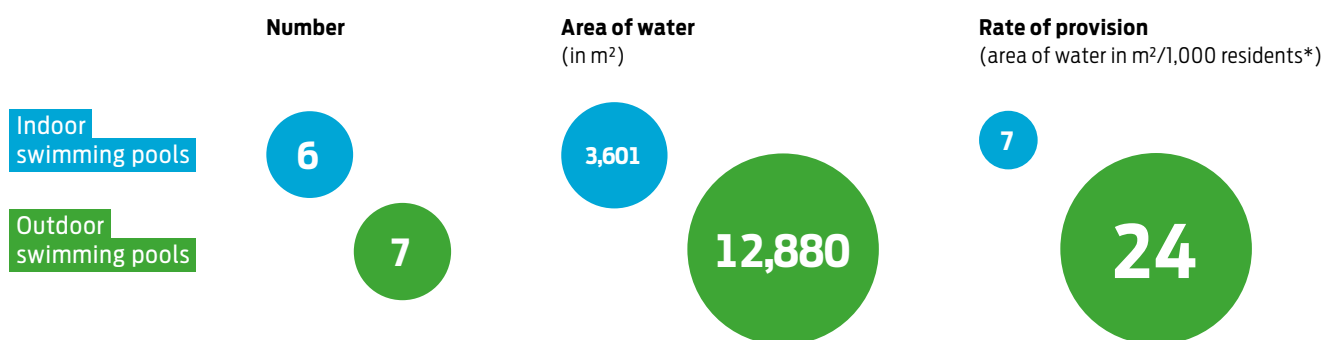
in the city – from inclusive, accessible and senior-friendly courses through to strength training facilities (known as calisthenics parks). To reflect the increasing social trend towards self-organised sport, the city intends to create even more areas for individual sport and exercise in public green and open spaces, according to the open space development concept [154].

The respondents to the surveys conducted as part of the family dialogue from 2012 to 2015 stated that, alongside diet, outdoor sport and exercise played a key role in their health and well-being. There was a high level of interest in increasing the number of public spaces that are available for games and exercise and thereby enable many different leisure activities to be pursued by people of all ages free of charge at any time – even in bad weather. One of the main priorities cited by children was sharing experiences together with their family [155].

75. Provision of swimming pools – Number of swimming pools (indoor and outdoor), rate of provision (area of water in square metres per 1,000 residents) and number of visitors

At 7 m², the rate of provision of indoor swimming pools is below the national average of 9 m² of water per 1,000 residents. By contrast, the rate of provision of outdoor swimming pools is 4 m² above the national average, at 24 m². The total number of visitors to municipal outdoor swimming pools increased sharply between 2009 and 2019 to around 500,000. The hot summer of 2018 led to a record figure of 548,349 visitors. Indoor swimming pools were also extremely popular, with roughly 257,000 visitors in 2019.

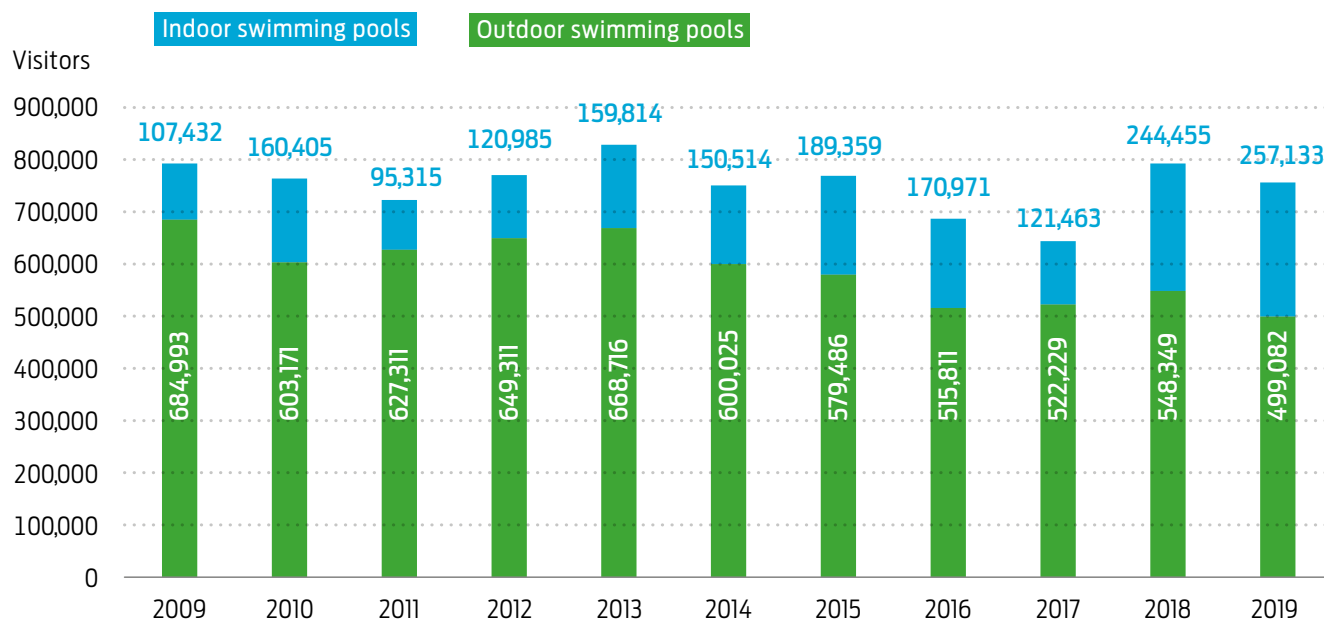
Figure 24: **Provision of swimming pools for public bathing**



* The rate of provision is calculated on the basis of the official population figure from 31 December 2018

Source: City of Hanover, Sports, Swimming Pools and Event Management Division

Figure 25: **Development of the number of visitors to municipal outdoor and indoor swimming pools**



Source: City of Hanover, Sports, Swimming Pools and Event Management Division, Elections and Statistics Department

STRATEGIC GOAL 12

PROGRAMMES, PROJECTS AND MEASURES –
A SELECTION

■ Promoting infant exercise

The “Sport-Safari”, an exercise course with twelve stations, is a way of promoting physical activity by infants at daycare centres. The “fit in everyday life” brochure contains additional information that allows teaching staff and parents to build on this initiative. After a successful pilot phase, the initiative was handed over at the end of 2018 to Stadt-sportbund Hannover e. V., which will continue to promote participation.

■ “Sport in the park” – local, inclusive and free of charge

“Sport in the park” is an action plan offering sports and exercise to everyone free of charge. It uses public spaces as sports grounds and is aimed at various target groups. Cooperation partners help to specifically address those groups that are under-represented in sport. The activities are offered not only by sports clubs, but also by organisations that perform social, integration, inclusion and cultural work as well as by the sports department of Leibniz University Hannover.

■ Sport in public spaces


Sport and exercise in public spaces is becoming more and more popular. The government of the City of Hanover regards providing informal opportunities for sport and exercise outside standardised sports club facilities as a high-priority and interdisciplinary task. For example, another accessible outdoor fitness course was opened at the Maschsee lake in 2019, followed by further courses in Kleefeld (Kleestrasse) and Südstadt (Hoppenstedtwiese) in 2020. These offerings are targeted at people who organise their own activities as well as at the athletes from the nearby centre for elite sport/Lower Saxony Olympic base and neighbouring sports clubs.

■ International Hanover Cup

The International Hanover Cup, which is organised by the “Participation Through Sport” Department in the Sports, Swimming Pools and Event Management Division, has been held since 2011 and each year attracts over 200 participants and more than 500 spectators on average. Almost 40 different “national teams” have taken part since the event was established. In addition to increasing involvement in sport and boosting volunteering, the main goals of the event are intercultural exchange, integration within sports clubs, connection between migrant groups and the city government, and reinforcing the idea of fair play.

■ “Sport theme days”

Annual “sport theme days” organised by the Sports, Swimming Pools and Event Management Division with various focuses demonstrate how participation in society is promoted by sport in all its different facets – regardless of gender, origin, age, social status or disability. Examples of such projects are a series of discussion forums on developing sport in Hanover held in 2015, an event in 2016 highlighting inclusion in sport, an event in 2017 focusing on sporting activities for families, an event in 2018 focusing on sports clubs and an open day at the centre for elite sport in 2019.



■ Contact office for “participation through sport”

In 2017, the contact office for “inclusion in and through sport” was set up by the Sports, Swimming Pools and Event Management Division with the overarching goal of creating structures that enable all people – with and without disabilities – to access sport. The primary objective is to achieve a lasting increase in the proportion of people who engage in sport or exercise. The emphasis here is on participation in sport not only by people with disabilities, but by anyone who is disadvantaged in any way, be it due to their age, origin or social status. The aim is to initiate a variety of needs-based offerings and develop accessible formats that also appeal to those groups who are under-represented in sport.

■ Creation of new sports facilities

A usage analysis conducted as part of sport development planning revealed that the current number of outdoor sports grounds used for district and club sports by TSV Bemerode von 1896 e. V. has long ceased to be able to satisfy all needs. The planned “Kronsberg-Süd” housing development and the related increase in the district’s population means that demand for sports grounds will inevitably grow. To ensure the adequate provision of outdoor sports grounds, an artificial pitch and a beach sports facility are to be installed on the site of TSV Bemerode von 1896 e. V. in 2020 [156]. Although many people prefer to engage in sport independently and without joining a club, they still want the freedom to use standardised sports facilities (such as a 400-metre running track) on an ad hoc basis. As a result, the Sports, Swimming Pools and Event Management Division installed an officially measured 1,000-meter course for interval training in the Eilenriede forest (Waldchausee) as well as in the sport park, using coloured ground markings to map out the distance. In addition, the accessible outdoor fitness course mentioned above was set up.

■ Opening of spaces for informal sport

Outdoor club sports facilities are used for club activities primarily in the afternoon and evening or at the weekend. Depending on the weather, some facilities also host school sports. This means that (outdoor) sports grounds are often almost empty in the morning or early afternoon. With this in mind, the city government launched a project entitled “Opening club sports facilities” in 2017. The participating clubs make designated areas of their sports facilities available to non-members free of charge at certain times.

■ Major sporting events

As described above, major sporting events have a variety of effects on the city as a business location as well as on its image, but also on the environment and social issues. A large number of major sporting events are held in the City of Hanover, such as the HAJ Hannover Marathon, the Bundesliga home games of Hannover 96 football club or the handball club TSV Hannover-Burgdorf (known locally as “DIE RECKEN”). Hanover also hosts a number of special events such as the water polo Champions League or the Deutschlandtour cycle race. It is therefore particularly important to the City of Hanover to organise major events in an ecologically and socially sustainable manner. For example, the HAJ Hannover Marathon is increasingly adopting a sustainable approach (live start number printout to avoid waste paper, digital confirmation of registration, digital public transport ticket, “recyclable chip” for time measurement, avoidance of plastic cups, purchasing of goods from regional providers, 100% green electricity, use of cargo bikes).

OUTLOOK

Sports clubs continue to play a central role in bringing sport to the population. However, attracting and retaining members and voluntary staff poses a major challenge for sports clubs due to the changes taking place in society. Furthermore, demographic shifts are accelerating demand for health-oriented offerings for older people, while around two-thirds of those who engage in sport organise their own activities in public spaces outside clubs. In addition to increasing involvement in sport through needs-driven offerings, initiating cooperations and networks as well as providing financial and non-material support, sport development planning aims to improve the space available for sport in the long term. Future spaces for sport and exercise must be planned and designed in line with people’s needs: ideally, they will be multi-functional and attractive to different target groups and enable self-determined use and unhindered access for all residents – in accordance with the guiding principle of “sport for all”. They will allow grass roots and competitive sport to co-exist side by side and offer both independent and organised sport sufficient room and opportunities to develop.



STRATEGIC GOAL 13

Enable people with and without disabilities to participate equally in social life

GLOBAL CONTEXT

The “Convention on the Rights of Persons with Disabilities” (CRPD) was adopted by the United Nations General Assembly in 2006 and signed by Germany in 2007. Article 1 of the UN CRPD states: “The purpose of the present Convention is to promote, protect and ensure the full and equal enjoyment of all human rights and fundamental freedoms by all persons with disabilities, and to promote respect for their inherent dignity.” [157]

The Convention aims to provide access to universally documented rights for the majority of the around 650 million people with disabilities worldwide for the first time. Two-thirds of these people live in countries in the Global South. In large parts of the world, there is a direct link between disability, poverty and social exclusion. Several SDGs therefore call for an improvement in this situation.

(...) achieve full and productive employment and decent work for all (...) including for young people and persons with disabilities (8.5)





• Empower and promote the social, economic and political inclusion of all, irrespective of age, sex, disability, race, ethnicity, origin or economic or other status (10.2)


RELEVANCE FOR MUNICIPALITIES

SDG 11, which is focused explicitly on municipalities, addresses the objectives of the UN CRPD in a large number of municipal fields of action with its wide-ranging call to “make cities and human settlements inclusive, safe, resilient and sustainable”. Inclusion means a flexible and open city that provides everyone with non-discriminatory access to all facilities and services and no longer distinguishes between people with and without disabilities. This relates to accessible housing, the accessibility of the physical environment, equal access to education systems and the labour market, the right to personal freedom and safety as well as the right to free elections, full participation in all cultural, sporting and leisure activities, comprehensive access to information and ensuring the greatest possible personal mobility as well as social security and participation in political life. This is a process in society that requires a new way of thinking and a change in everyone’s attitudes.

RELATIONSHIP TO HANOVER

As early as 2000, Hanover created the full-time position of officer for persons with disabilities. In 2005, the city signed the “Barcelona Declaration – The City and the Disabled” [158] and therefore undertook to remove barriers in order to facilitate participation in society by people with disabilities. In 2009, Hanover established the “round table for people with disabilities” [159], which brings together representatives from politics, government, federations, associations and organisations. The city’s current urban development concept includes the following statements on the subject:

“‘My Hanover 2030’ (...) creates the conditions for equal access to housing, vocational training and jobs, education, culture and leisure activities as well as mobility. (...) provides the framework for everyone to lead an independent and inclusive life into old age in communities in vibrant neighbourhoods.” [160] To ensure accessibility and participation in all areas of life, municipalities need to create very specific conditions: accessible public spaces and routes, barrier-free access to all buildings (new and renovated), integration support for people with disabilities, adaptation of living space, assistance with finding housing, audio induction loop systems, tactile paving and the use of sign language interpreters and of easy language.



STRATEGIC GOAL 13

SELECTED INDICATORS


76. Accessibility – Qualitative description

The accessibility and usability of buildings is governed by Section 49 of the Lower Saxony Building Code and enables full participation by all people in a social and built environment. Since 1976, the City of Hanover's Facility Management Division has coordinated a construction programme aimed at subsequently making existing municipal buildings accessible. The project in question (new building, alteration, renovation, change of use, rental), the type of use of the building, individual experiences, the variety of disabilities, the relevant state of research and development as well as social views and objectives require constant adaptation to the current situation. Under the housing subsidy programme of the state of Lower Saxony, priority is given to funding for the construction of new housing for older people, people with disabilities and housing for people from these categories who live together in groups. The municipal housing subsidy programme provides for an increase in funding if more than the statutory amount of wheelchair-accessible housing is built. In its subsidy programme, the Region of Hanover also grants additional funds for extra disability-related costs.

The City of Hanover has around 3,200 subsidised apartments for seniors and people with disabilities (as at March 2018), of which roughly 1,970 are apartments for seniors. Around 330 apartments are suitable for wheelchair users or persons with other disabilities, while approximately 900 units are regarded as only partially accessible, which means that they are accessible to reach, but the apartments themselves are only partially accessible. To help

people search the housing market, various websites were created in cooperation with the Planning and Urban Development Division, an alliance of housing companies in the city/region and the City of Hanover's officer for persons with disabilities [161]. The emphasis here is placed on accessible and wheelchair-friendly apartments that comply with DIN 18040-2.

ÜSTRA Hannoversche Verkehrsbetriebe AG is the national leader in terms of making public transport accessible (for example by providing wheelchair spaces on buses and trams, accessible ticket machines and voice output) [162]. Of the total of 196 light rail stops, 155 (or 79%) had been made accessible at the end of 2018. 160 stops are expected to be made accessible by the end of 2021. If the elevated platform programme is continued, all stops will be made accessible by around 2030. New stops that are created in connection with extensions to existing routes or the construction of new ones are generally designed to be accessible. All light rail stops with wheelchair access are indicated on the route map by the wheelchair symbol. The "S monthly ticket" offers recipients of welfare benefits discounted travel within the area covered by the transport association of Greater Hanover. Mobility training is offered with the aim of enabling as many passengers as possible with restricted mobility to use public transport independently. A free passenger escort service is also available.



77. Inclusive education and employment –

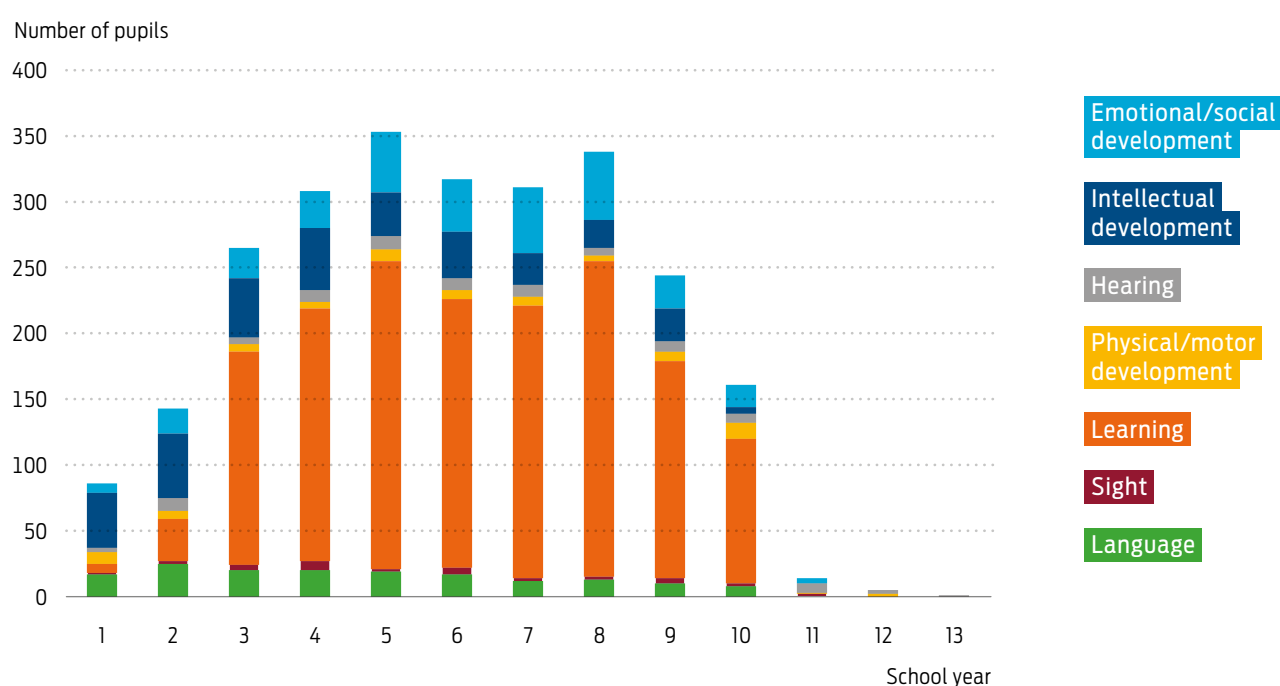
Qualitative description

Article 24 [163] of the UN Convention on the Rights of Persons with Disabilities recognises the rights of people with disabilities to education. Based on the principle of equal opportunity, it calls for an inclusive education system at all levels and lifelong learning. This means that children with disabilities must not be excluded from primary or secondary education on the basis of disability. Within the general education system, reasonable accommodation of an individual's requirements must be provided, as well as the necessary support to facilitate effective education. This includes assistance with learning different forms of communication, such as Braille and sign language, the acquisition of orientation and mobility skills or support from other people with disabilities. Inclusive education entails supporting and nurturing each individual child with their specific abilities and needs. The focus here should not only be on the child with their disability, but also on the variety of different family and life situations that children find themselves in.

Through effective, individualised support measures, an environment should therefore be created that maximises the academic and social development of people with disabilities.

The number of pupils with disabilities in the City of Hanover has increased significantly in all categories of needs apart from "hearing". In the 2019/2020 school year, a total of over 2,500 children needed special educational support. By far the most common category of needs is "learning", which accounted for a good 59% of special educational support provided in the 2019/20 school year. With regard to the distribution of the need for support by year in 2019/20, the most need occurred in year 5. The least represented school form among the group of 2,500 children was the final two school years at upper secondary school.

Figure 26: **Distribution of inclusively educated children across school years by focus of needs**



Source: City of Hanover, Schools Division, official school statistics, as at 29 August 2019

STRATEGIC GOAL 13

PROGRAMMES, PROJECTS AND MEASURES –
A SELECTION■ **“Inclusion advisory board” of the City of Hanover**

The “inclusion advisory board” [164] was created in 2013 as part of the school and education committee with the aim of supporting the introduction and implementation of inclusion at schools in the City of Hanover. The board has been managed by the education office since 2015 and is composed of representatives of the political parties on the city council, teachers, parents and pupils as well as representatives of the school forms, the state and city government, associations and federations, along with external experts as needed for specific topics. The goal is that all teachers, parents and pupils value and recognise the differences between people. The advisory board assists with special individual needs for support, and advises on and organises educational transitions and changes of school form. Regular municipal school development planning serves to support planning and management processes.

■ **“Hanover daycare centres on the path to inclusion”**

Daycare centres are open to children with a wide variety of talents and interests, impairments and disabilities. The programme entitled “Hanover daycare centres on the path to inclusion” [165], which was launched in 2017, aims to support and nurture each individual child with their specific abilities and needs, taking into account their family and life situation. It builds on existing concepts and amends or expands them according to the challenges of creating inclusive daycare centres. The programme is open to all daycare centre operators in the city. Inclusive daycare centres should give children the opportunity to share and develop their own life experiences, interests, resources, fears and perspectives.

■ **Inclusive education**

On the basis of the “Act to Introduce Inclusive Schools” dated 23 March 2012, public schools in Lower Saxony are obliged to enable “barrier-free and equal access for all pupils”. This legal requirement for pupils who are dependent on inclusive education was first applied in 2013/14. The limited funds available mean that it is only possible to introduce inclusive schools gradually in the City of Hanover. Where major renovations, extensions or entire new buildings are required, the planning team examine in each individual case how to make all school facilities accessible and how to implement standard spatial arrangements as well as inclusive elements. Minor alterations are also carried out in schools promptly and as needed. They include

improving room acoustics and lighting, marking steps or installing power connections for special reading devices [166] (see also strategic goal 11).

■ **Municipal employment promotion scheme – Hölderlinstrasse liaison office**

The Hölderlinstrasse liaison office [167] is the City of Hanover’s municipal centre for all job-creating measures to support social participation for long-term unemployed people, refugees, people with disabilities, low-skilled persons, apprentices in need of support and workers with acquired disabilities. In 2018, the centre handled some 1,100 requests from the city government’s divisions and departments. The goal of the city’s employment promotion measures, especially for the long-term unemployed, is to help prevent an increase in the proportion of people with social problems in the City of Hanover. Such measures include temporary employment contracts for jobs and employment opportunities subject to public funding (known as “one-euro jobs”), work placement programmes, integration schemes, qualification and further training programmes and personalised support during measures. Since 2014, low-threshold job offerings have been available as part of the city’s employment promotion scheme, including for refugees if needed. Key aspects of the concept are empowerment, reducing language barriers, bringing structure to everyday life, embodying a “welcoming culture” and improving people’s odds of making a successful transition to the regular job market, particularly through fast access to project-related language courses.

■ **Employees with a severe disability at the municipal authority**

People with disabilities must account for at least 5% of the workforce of businesses with more than 20 staff. The percentage of people with a severe disability employed by the city government is 8.5% (2019). The city’s objective remains to increase the number of people with a severe disability through measures such as considering such candidates during recruitment processes, appropriately equipping workstations, implementing the integration agreement and monitoring progress as well as special individual measures. The City of Hanover is also intensifying its efforts to promote vocational training for young people with disabilities. All professions are also offered to young people with severe disabilities, with appropriate support available as needed.



■ “Forum article 30 UN CRPD/ inclusion in culture, leisure and sport”

“Forum article 30 UN CRPD/inclusion in culture, leisure and sport” was established in February 2016 on the initiative and under the overall coordination of the sports association for people with disabilities in Lower Saxony [168]. The “forum article 30” is funded by the sports federation of the state of Lower Saxony, a welfare organisation in Lower Saxony and the Lower Saxony football association. The fundamental objective of the forum’s work is to significantly increase the number of people with disabilities in the areas of culture, leisure and sport through networking, participation in society and the reduction of barriers. For example, the project entitled “unlocking culture in Lower Saxony” led to the creation of a website with the aim of organising escorts for people with disabilities at cultural and sporting events. A central aspect of the work of the “forum article 30” is the idea of self-representation. People with disabilities are involved in all decisions and make their own choices.

■ Making buildings accessible

The accessibility and usability of buildings is governed by Section 49 of the Lower Saxony Building Code and enables full participation by all people in a social and built environment. Since 1976, the City of Hanover’s Facility Management Division has coordinated a construction programme aimed at subsequently making existing municipal buildings accessible. The project in question (new building, alteration, renovation, change of use, rental), the type of use of the building, individual experiences, the variety of disabilities, the relevant state of research and development as well as social views and objectives require constant adaptation to the current situation. Under the housing subsidy programme of the state of Lower Saxony, priority is given to funding for the construction of new housing for older people, people with disabilities and housing for people from these categories who live together in groups. The municipal housing subsidy programme provides for an increase in funding if more than the statutory amount of wheelchair-accessible housing is built. In its subsidy programme, the Region of Hanover also grants additional funds for extra disability-related costs.

■ Accessible and wheelchair-friendly housing

The City of Hanover has around 3,200 subsidised apartments for seniors and people with disabilities (as at March 2018), of which roughly 1,970 are apartments for seniors. Around 330 apartments are suitable for wheelchair users or persons with other disabilities, while approximately 900 units are regarded as only partially accessible, which means that they are accessible to reach, but the apartments themselves are only partially accessible. To help people search the housing market, various websites were created in cooperation with the Planning and Urban Development Division, an alliance of housing companies in the city/region and the City of Hanover’s officer for persons with disabilities [161]. The emphasis here is placed on accessible and wheelchair-friendly apartments that comply with DIN 18040-2.

■ Studying with a disability

Leibniz University Hannover offers individual orientation days for students with disabilities or health restrictions [169]. Depending on which course they are starting, newcomers are shown how to find their way around by their fellow students: where are the lecture halls? Where is the canteen and what is the procedure there? Where is the barrier-free access? The officer for students with disabilities advises Leibniz University Hannover’s students, employees and applicants on all matters relating to studying with a disability (coping with everyday life at the university, compensation for disadvantages, organisation of examinations, internships, borrowing resources, etc.). Confidential consultations take place in the accessible offices of the central student advisory service.

OUTLOOK

At the end of 2019, around 56,000 people in Hanover, or 10.5% of the population, had a degree of disability of 50 or more. However, as people with a low degree of disability and those without an ID card for the severely disabled are not recorded in the statistics, the number of people affected is assumed to be much higher. Around 70% of people with a severe disability are aged 60 or above. Approximately 32% are over 80; their number increased by roughly 6,000 from 2013 to 2019. Demographic trends point to a further rise in this group. To achieve the goals set, it is vital to redouble efforts to implement “inclusion” in everyday life as a task that cuts across many different areas of society: accessibility and participation in all areas of life require the construction of facilities and the organisation of services, among other things.



STRATEGIC GOAL 14

Facilitate integration, enable equal participation, guard against discrimination

GLOBAL CONTEXT

According to the Global Report [170] of the UN Refugee Agency (UNHCR), there were almost 80 million forcibly displaced people worldwide in 2019. 26 million fled their home due to conflict, persecution or severe human rights violations. Children account for 40% of all refugees worldwide. To improve the protection of people on the move, the UN General Assembly adopted the “New York Declaration” in September 2016. In the document, the member states express solidarity with those who are forced to flee, reaffirm their obligations to fully respect the human rights of refugees and migrants, pledge support to those countries affected by large movements of refugees and migrants and agree to work towards the adoption of a global compact on refugees and a global compact for safe, orderly and regular migration in 2018. Flight and migration are integral components of sustainable development, which is why integration measures and goals can be found in many SDGs – in particular SDG 10.

RELEVANCE FOR MUNICIPALITIES

According to the German federal government’s 2019 integration report, one in four people in Germany has a migrant background (20.8 million people) [171]. At 27%, their risk of falling into poverty is more than twice as high as the rest of the population. With regard to vocational training, there have been positive developments such as the Immigration Act for Skilled Workers and the Act for the Promotion of Employment of Foreign Nationals. Nevertheless, the situation remains challenging, with a fifth of pupils from immigrant families leaving school without any qualifications, and only 23% of these young people successfully completing vocational training. One of the biggest setbacks in Germany according to the federal government’s integration report is the rise in hatred and violence in the form of right-wing extremism, antisemitism, Islamophobia and racism. At the same time, the report describes integration as the “social cement” that holds Germany together. Municipalities are extremely important here because of the valuable support provided by migrant networks, charities, associations, churches and religious communities or neighbourhood volunteers.

• Ensure equal opportunity and reduce inequalities (10.3)

• End all forms of discrimination against all women and girls everywhere (5.1)

RELATIONSHIP TO HANOVER

Immigrants are beneficial to the sustainable development of Hanover. With their perspectives, they contribute to the urban mosaic of lifestyles, cultures, languages and religions. They offer their life experience, expertise and world views to urban society, which enables them to stimulate negotiation processes and democratic debate. An important step towards an urban society free of discrimination has been achieved if all people participate equally in economic, societal, political, cultural and social life.

The “local integration plan” (LIP) for the City of Hanover from 2008 regards integration as being successful “if immigrants participate equally in economic, societal, political, cultural and social life in Hanover, respect the Basic Law for the Federal Republic of Germany (Grundgesetz) and the legal system, can communicate sufficiently in the German language and also see themselves as an active part of this urban society.” [172]

The LIP defines six fields of action for this cross-cutting task: education, economy, social affairs, city life, democracy and city government. These fields of action were used as a basis for launching a revision process. The goal of Hanover’s integration policy is to provide everyone with the same opportunities to participate in all areas of life, regardless of where they were born. Since 2008, the 13 integration advisory boards at district level have reinforced the integration work performed by the large number of associations on the ground. The integration advisory boards have a policy of equal representation: people with a migrant background account for half of the members, and the other half is composed of members of the district council and multipliers from the district’s urban society. Personal contact breaks down barriers and increases the willingness to work together. Just over 4,000 refugees have lived in municipal accommodation in Hanover over the past four years. From September 2015 to June 2020, 1,058 unaccompanied minors were placed in accommodation by the City of Hanover. One of the focuses of the city’s integration policy is to support refugees’ transition from municipal accommodation to the districts. This task is carried out in particular by the city’s integration management team, which was set up in 2015 and acts as an additional means of performing social work.



STRATEGIC GOAL 14

SELECTED INDICATORS

79. Population with a migrant background –
 Number of people with a migrant background, total and as a percentage of the population

Previously, people whose first or second nationality was not German were regarded as having a migrant background. The expanded definition also includes German nationals with a migrant background, such as naturalised citizens with no other nationality or (late) emigrants born in a different country. Minors who live with their parents are deemed to

have a migrant family background if at least one of their parents has this status. According to the new definition, just under 206,900 people with a migrant background lived in the City of Hanover at the end of 2019. This amounts to 38.1% of the population.

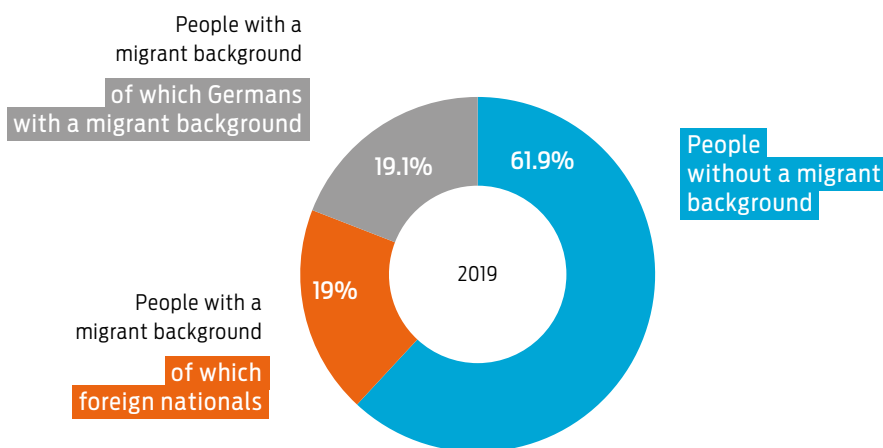
Table 13: **Development of the population by migrant background (new definition)**

	2015		2016		2017		2018		2019	
	Number	Proportion in per cent	Number	Proportion in per cent	Number	Proportion in per cent	Number	Proportion in per cent	Number	Proportion in per cent
People without a migrant background	394,714	65.0	347,952	64.4	344,073	63.5	343,302	63.0	336,464	61.9
People with a migrant background	188,024	35.0	192,739	35.6	197,700	36.5	201,805	37.0	206,855	38.1
of which foreign nationals	90,936	16.9	94,120	17.4	97,472	18.0	101,946	18.7	103,195	19.0
of which Germans with a migrant background	97,088	18.1	98,619	18.2	100,228	18.5	99,859	18.3	103,660	19.1

As at 31 December of each year

Source: City of Hanover, Elections and Statistics Department, as at 31 December in each case
 Taken from "Landeshauptstadt Hannover (2020): Die Bevölkerung mit Migrationshintergrund in der Landeshauptstadt Hannover. Hintergrund und Neudefinition"

Figure 27: **Development of the population by migrant background (new definition) in 2019**



Source: City of Hanover, Elections and Statistics Department, taken from "Landeshauptstadt Hannover (2020): Die Bevölkerung mit Migrationshintergrund in der Landeshauptstadt Hannover. Hintergrund und Neudefinition"

80. Equal participation by people with experience of displacement or with a migrant background –

Qualitative description

The reference country is determined according to nationality, place of birth or the location from which a person has arrived. The three most important reference countries are Turkey, Poland and the Russian Federation. Overall, some 67,400 people – almost a third of the population with a migrant background – have ties to one of these three countries. Other significant reference countries are Syria, Kazakhstan, Iraq, Iran, Ukraine, Greece, Italy, Bulgaria, Romania, Afghanistan, Spain, plus unknown reference country. They account for at least another third of the population with a migrant background (approximately 69,800 people). The proportion of the population with a migrant background (as at 31 December 2019) varies across the districts of Hanover: the districts that are well below the city-wide average of 38.1% are Waldheim (12.9%), Wülferode (17.5%) and Isernhagen-Süd (20.4%), while those with a much higher share of people with a migrant background are Mühlenberg (76.5%), Vahrenheide (69.1%) and Hainholz (61.5%).

The increased intake of refugees since 2015 led to a further development of the strategies and work structures for the City of Hanover's integration policy.

This includes the deployment of a city-wide project organisation team led by the mayor, operator coordination for refugee accommodation, the development of an integration management system and the establishment of a coordination unit for refugee assistance and refugee communication. Closing temporary accommodation and therefore providing refugees with long-term housing (a process that started as part of the city's initiative to construct new homes), carrying out integration work in the areas of education, careers, language and everyday skills, enabling participation in cultural and political life as well as coordinating and boosting the number of volunteers are tasks for the whole of society in the coming years. In particular the migrant networks and civil society organisations, which have been active for many years – usually on a voluntary basis – and include the 13 integration advisory boards in the city's districts, contribute to improving participation in economic, societal, political, cultural and social life through their continuity and expertise, their wide network of contacts, their direct access to the needs of migrants and ultimately the high degree of trust placed in them by refugees.

81. Acquisition of the German language – Number of courses, participants and hours of classes held by VHS Chance along the education chain

In 2019, around 25,000 hours of classes with 3,461 participants took place at VHS Hannover. They comprised 232 courses, of which 90 were integration courses.

Table 14: **Acquisition of the German language – courses offered by VHS Hannover in 2019**

Course offered	Number of courses	Number of participants	Hours of classes
Introductory courses	22	281	2,525
District courses (German)	57	761	4,645
Basic language courses from the SEG programme*	7	143	2,019
Integration courses	90	1,279	9,000
Standard courses (German)	52	931	5,115
Professional language courses (German)	2	33	1,000
German for higher-skilled workers	2	33	1,054
Total	232	3,461	25,358

* The SEG programme promotes the acquisition of the German language by refugees

Source: City of Hanover, Ada-und-Theodor-Lessing-Volkshochschule Hannover Division

STRATEGIC GOAL 14

PROGRAMMES, PROJECTS AND MEASURES –
A SELECTION■ **Updated local integration plan WIR 2.0**

A local integration plan [172] for the City of Hanover was presented for the first time in 2008 and covered the following topics: education, social affairs, democracy, city life, economy and city government. These fields of action were used as a basis for launching a revision process entitled WIR 2.0, which provides for broad participation of urban society across all phases of project work [173]. In January 2020, the City of Hanover, the MiSO network and other migrant and civil society organisations jointly held a kick-off event that attracted almost 300 attendees and incorporated the results of the projects funded by the “social fund for life together”, a fund set up by the city to support local integration work. At an operational level, the city created a central steering committee chaired by the director of social affairs and consisting of twelve division heads, eleven representatives of civil society and a delegate from the integration advisory boards. For each of the six fields of action, a working group was formed comprising both internal and external experts, who began by jointly developing a fundamental strategy paper that defines the guidelines and principles for Hanover as a modern city that benefits from immigration. The draft was presented by the steering committee and at the same time submitted to the delegates conference of the integration advisory boards and the round table for equality and against racism, both of which provided the steering committee with their written assessment. The resulting strategy paper was submitted to the council in January 2021. On this basis, a package of measures with specific implementation stages was developed during a second phase [174].


■ **“Social fund for life together”**

The “social fund for life together” (Gesellschaftsfonds Zusammenleben – GFZ) [175], which was established in 2009, is another part of the strategy behind the local integration plan (2008). GFZ’s aim is to support activities by citizens to promote local integration and help the city’s increasingly intercultural population live together. This support focuses on four main areas: “dialogue and participation in society”, “one language for all – many languages for Hanover”, “working together to make a difference: education, training and employment” and “where we live: action in districts, open spaces and neighbourhoods”. During the eleventh meeting of GFZ to decide on which projects to fund, which took place at the end of 2018, the implementation

of the entire LIP so far was analysed and assessed. At the event entitled “Experience for the future! Ten years on, how do we continue the local integration plan?”, applicants were invited to submit proposals for projects that assess the LIP and its implementation over the past ten years. Eleven projects were funded by GFZ [176].

■ **Integration advisory boards in the districts**

With the resolution to form 13 integration advisory boards [177] at district level, the local integration plan 2008 strengthened the role of the integration work performed by the large number of associations on the ground. People with a migrant background must account for at least half of the members of the advisory boards. The other half is composed of an equal number of members of the district council and multipliers from urban society. This composition ensures that the advisory boards can benefit from the variety of expertise offered by people with a migrant background. Personal contact breaks down barriers and increases the willingness to work together. The experience that people gain of contributing to improvements and successes in their neighbourhoods through their own work further increases their motivation to continue these activities. A wide range of methods is now used to organise specific work on the ground, with some advisory boards funding integration work mainly by providing financial support for projects, and others developing initiatives that are self-funded. For example, a brochure on interfaith dialogue was created and numerous intercultural district festivals were held. Some of the integration advisory boards also award prizes for outstanding voluntary integration work in their district. An important part of their work is to discuss the concerns of the people with a migrant background living in the district. Direct contact with residents enables specific goals to be pursued and the variety of ideas and points of view to be included.





■ Integration of refugees – from temporary accommodation to living in the districts

For the first time, the City of Hanover took stock of the development of refugee migration so far in its refugee report from 2016 [178] entitled “Arrive – support – live with each other”. The first conclusion was that, despite the difficult situation, it was possible to place several thousand refugees in temporary accommodation and begin initial integration measures with the help of countless volunteers. Going forward, the city has set the goal of creating a permanent basis for the work as well as reliable structures so that the efforts to accommodate and integrate the refugees living here can be continued. In September 2016, some 4,300 refugees were living in municipal accommodation in Hanover. According to the “recommendations on family policy guidelines and measures 2016–2021” [179], they came from approximately 60 nations, and around 25% of them were women. The largest groups came from Afghanistan, Syria, Iraq, Sudan, Ghana and Algeria.

In the period to December 2019, there was only a slight decrease in this number to around 3,860 refugees (recognised asylum seekers, asylum seekers or persons classified as “others”). From 1 September 2015 to 30 June 2020, 1,058 unaccompanied minors were placed in accommodation by the City of Hanover. As at September 2020, emergency accommodation for refugees was no longer provided. Instead, 31 prefabricated buildings/hostels, 12 housing projects and decentralised accommodation (rented apartments) have been made available. As a result, the staff from the integration management team are increasingly shifting their focus from centralised integration work in refugee accommodation to the districts and neighbourhoods in order to give help and advice to refugees as they build an independent life in their new homes. In doing so, it is important to use the many structures that exist in the districts across the city and to link them with integration management, for

example with district management, neighbourhood management, community work, the district centres, youth work and other activities. In the almost 25 neighbourhood groups that have been formed in the areas where refugee accommodation is located, a large number of people volunteer and support the refugees in their everyday lives.

■ MigrantInnenSelbstOrganisationen-Netzwerk Hannover e. V. (MiSO network)

The MiSO network [180] was established in May 2014 and now has 44 member organisations from the City and Region of Hanover (as at November 2020). MiSO is an institution by and for migrants that champions equality for everyone who lives together in Hanover. The network advises public organisations on questions relating to intercultural skills, takes a position on topics that are relevant to society as a whole and works to ensure that education, culture and the labour market are accessible to all. MiSO wants to raise urban society’s awareness of the situation of the migrant groups involved and seeks to ensure that the perspectives of minorities are sufficiently heard in public. It implements numerous projects, including “House of Resources”, which aims to strengthen organisational structures for migrant initiatives and to promote participation and volunteering.

■ VHS Chance and other support structures

VHS Chance [181] was launched in 2015 as an internal change project run by Ada-und-Theodor-Lessing-Volkshochschule, the public adult education center. The goal was to combine existing offerings in the area of integration and German language acquisition, align them with each other on the basis of the Common European Framework of Reference for Languages and offer suitable programmes as a chain of education starting with the acquisition of the German language, followed by the acquisition of formal qualifications through to the transition into a career.

In addition, VHS Hannover offers education advice focused on integration, which provides guidance on various courses and support on how to continue in education. Education advice is targeted in particular at adult refugees and people with a migrant background, but is generally open to anyone. The service is voluntary and free of charge. In 2019, 823 such advice sessions were held for migrants to help them decide on their next move in education and make it easier for them to subsequently acquire a school-leaving qualification, enter vocational training or university, or start a career.

■ **Bildungsverein Soziales Lernen und Kommunikation e. V.**

Bildungsverein Soziales Lernen und Kommunikation e. V. [182] is the adult education service with the highest number of hours of classes for German as a foreign language in Lower Saxony. Particular emphasis is placed on developing conversation skills, which is why the organisation favours multi-national groups in its “German as a foreign language” courses. This accelerates the pace of successful learning together, because the participants have to speak German to each other. The organisation has a wide range of courses, which comprise the integration and language programmes developed by the Federal Office for Migration and Refugees (BAMF) as well as the refugee courses and offerings for higher skilled professionals, which are funded by the state of Lower Saxony. Following an increase in the offering for self-paying students in 2019, apprentices, employees and people who are not eligible for funding have the opportunity to learn German. As the group of participants targeted is usually keen to make rapid progress, the German courses are offered in intensive form, i.e. up to five days a week with a total of 3,992 participants from 114 countries (average of 14.5 participants per course). The organisation also conducts the naturalisation test as well as the German as a foreign language test (TestDaF), the Goethe examinations and the German test for migrants. In 2019, a total of 72 examinations were held with 1,061 candidates. This high level is largely due to the establishment of the professional language courses (Regulation on the Promotion of the German Language for Career Purposes – DeuFöV) by the BAMF. Like the integration courses, these offerings end with a language test.

OUTLOOK

The aim of the City of Hanover’s migration and participation policy is to promote social cohesion and the realisation of equal participation of all Hanoverians in the various areas of life, regardless of where they or their ancestors were born. The development of the new integration plan (WIR 2.0) therefore began in January 2020 under the supervision of the Directorate of Social Affairs and Sports. Residents were asked to vote online for the title of the new integration plan and chose “We are Hanover – life together in the city. Strategies for migration and participation”. The city government along with 70 experts and 20 members of the steering committee worked on the integration plan. Additional input came from institutions and associations as well as from representatives of urban society who took part in three events and three surveys online. Following the council resolution from February 2021, the expert groups will begin reinforcing the migration and participation policy in the city. The planned term of the WIR 2.0 is five years.

LOCAL IMPLEMENTATION

Cultural Dimension

STRATEGIC GOAL 15

Develop infrastructures
and cultural landscapes

110

STRATEGIC GOAL 16

Develop Hanover
as an international city of culture

116

STRATEGIC GOAL 17

Build a city for all and an inclusive culture,
create new access to social life

122





STRATEGIC GOAL 15

Develop infrastructures and cultural landscapes

GLOBAL CONTEXT

“Culture Counts” [183] is the credo of UNESCO’s cultural programme. Protecting, preserving and promoting cultural heritage, diversity and intercultural dialogue are among the main tasks of UNESCO, the only organisation in the United Nations system with a mandate in the field of culture. UNESCO defines culture as the set of distinctive spiritual, material, intellectual and emotional features of society or a social group that encompasses not only art and literature, but also lifestyles, ways of living together, value systems, traditions and beliefs.

The global sustainability goals (SDGs) adopted in 2015 are the first to also address the matter of culture. Protecting and promoting culture is a goal in and of itself. It also makes a contribution to many other SDGs, such as safe and sustainable cities, decent work and economic growth, promoting gender equality and peaceful and inclusive societies. Only by working together will it be possible to solve ecological, economic and social challenges on a global scale. Culture opens new perspectives. It connects people, countries and belief systems while allowing us to learn from other cultures.

RELEVANCE FOR MUNICIPALITIES

Culture makes a significant contribution to quality of life in cities and has an effect on all aspects of residents’ lives. Culture is a point around which all issues relevant to society come together. It is an important reflection of society with the ability to provide access, open doors and strengthen the basis of democracy. The aim of municipal cultural policy and cultural management is to create the necessary general conditions for this.



- Strengthen efforts to protect and safeguard the world's cultural and natural heritage (11.4)

*(...) appreciation of
cultural diversity
and culture's
contribution
to sustainable
development (4.7)*

RELATIONSHIP TO HANOVER

As part of the application to become the European Capital of Culture 2025, the council of the City of Hanover adopted a long-term culture strategy [184] on 23 April 2020, which it published in a report entitled "Ahead to the future – the 2030 culture development plan for Hanover". The strategy defines sustainable goals and provides examples of measures to promote art and culture. The aim is to strengthen the cultural environment in Hanover for the future in terms of its infrastructure, diversity, internationality, sustainability and digitalisation.

Hanover's cultural environment is diverse [185]. The theatrical scene ranges from independent theatre companies and the state theatre to opera, cabaret and revues. The music scene is characterised by a multifaceted offering of all genres, from pop, rock and jazz to all eras of Western classical music. A wide range of offerings in the visual arts is also available in Hanover, from museums with private and public art collections, changing exhibitions and galleries with a variety of programmes to artists' collectives and cooperative galleries. Hanover has everything needed for a vibrant art scene. Hanover has an independent art scene that makes a significant contribution to the diversity of cultural offerings. When it comes to securing and further developing these offerings, good financial support, working conditions, training opportunities and efforts to promote up-and-coming talent are of the essence. The innovation fund for art and culture provides new inspiration for Hanover's cultural environment and encourages innovative, interdisciplinary projects. Development projects in the arts, and in the cultural and creative sectors, foster the competitiveness of the City of Hanover and improve earnings opportunities for independent artists and small cultural venues. Municipal cultural institutions are located throughout the city and provide cultural education. They teach people about art, provide training and ensure artistic quality while managing, preserving, collecting and presenting art to promote it on a wide scale.



STRATEGIC GOAL 15

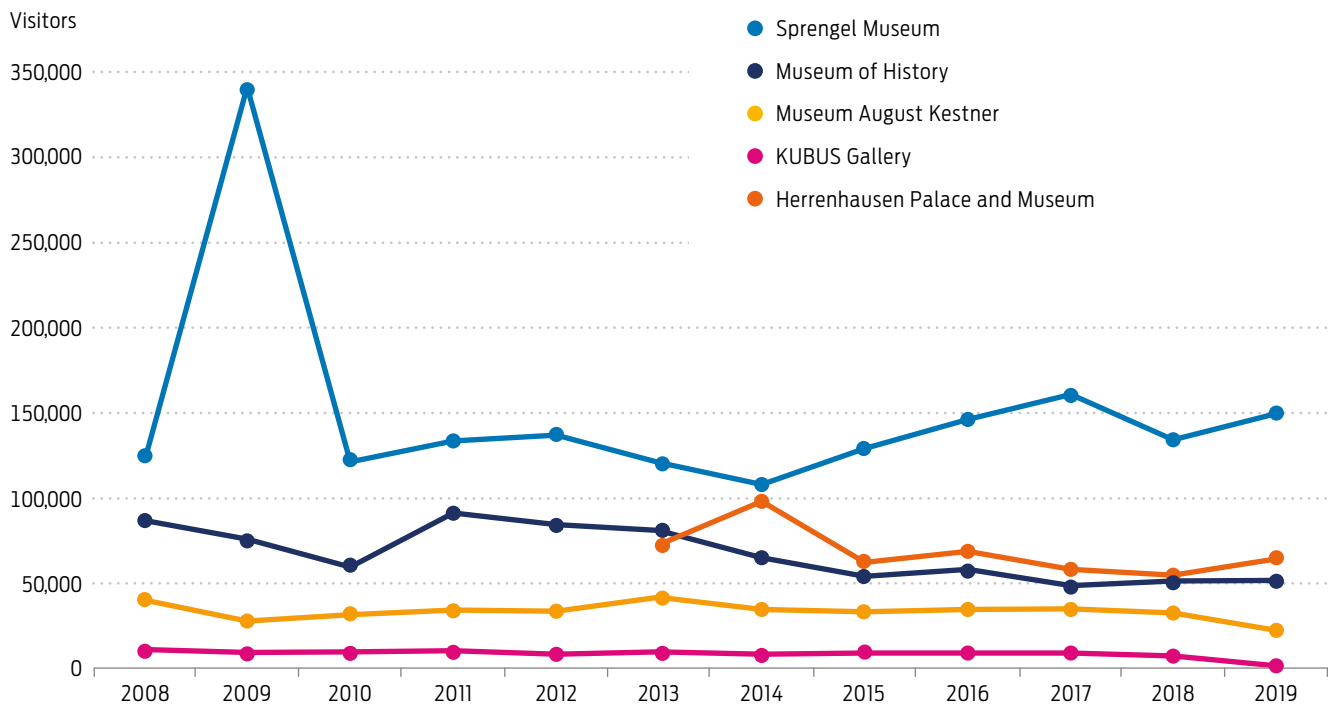
SELECTED INDICATORS

83. Museums and selected cultural institutions –
Number of visitors at selected cultural institutions

With an average of roughly 150,000 visitors a year, the Sprengel Museum Hannover is one of the most popular museums. The number of visitors to the museums focusing on cultural history vary. Despite challenging conditions due to factors such as extensive construction work, they attracted more visitors in 2018 and 2019.



Figure 28: Development of visitor numbers at city-run museums and galleries



Source: Statistical Yearbook of the City of Hanover 2020, Elections and Statistics Department

84. Funding for artists and culture – Number of project applications, project volume in euros and number of projects receiving funding from the innovation fund for art and culture

Between 2014 and 2020, the innovation fund for art and culture received 246 project applications with a volume of EUR 8.76 million. Total funding for the 58 approved projects in total amounted to EUR 689,000.

Table 15: **Development of projects applications received by the innovation fund for art and culture**

	2015*	2016	2017	2018	2019	2020
Total number of applications	81	36	42	18	39	30
Total volume of submitted projects	3,098,924	1,931,970	1,397,410	1,029,409	269,268	1,032,225
Number of approved applications	13	10	9	8	9	9
Total funding requested in euros	1,412,789	577,220	561,235	257,100	111,700	234,875
Total funding for approved projects in euros	180,300	109,500	99,500	100,000	100,000	99,920
Number of declined applications	68	16	33	10	30	21

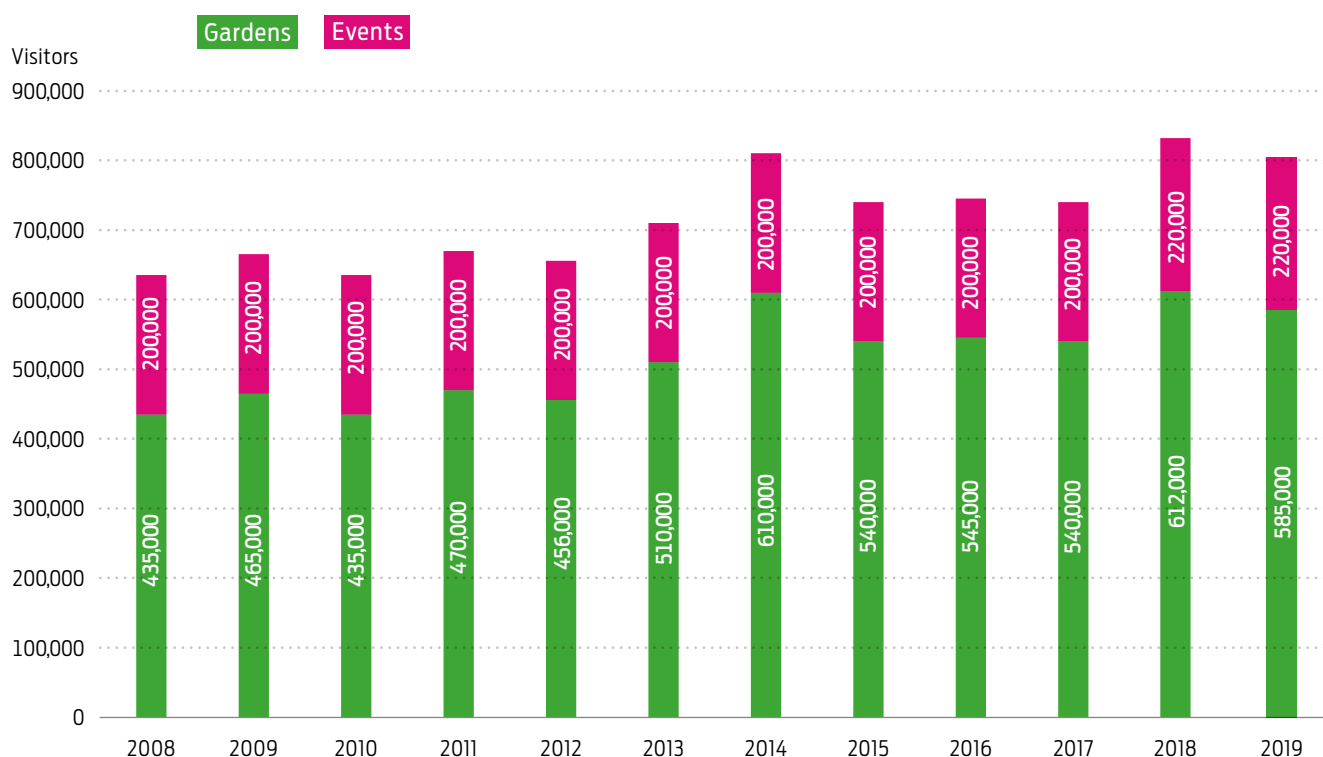
* The figures for 2015 include the funding from 2014.

Source: City of Hanover, Culture Division, publication no. 1279/2020: Young culture in Hanover

86. Gardens and cemeteries

In 2019, the Herrenhausen Gardens welcomed around 585,000 guests from roughly 100 countries. Some 220,000 attended the events.

Figure 29: **Development of visitors to the Herrenhausen Gardens**



Source: City of Hanover, Herrenhausen Gardens Division

STRATEGIC GOAL 15

PROGRAMMES, PROJECTS AND MEASURES –
A SELECTION■ **“Ahead to the future –
the 2030 culture development plan for Hanover”**

The aim of the 2030 culture development plan is to develop a strategy for cultural development that “takes the specific strengths, needs and interests of the City of Hanover into account and positively supports and promotes urban development for society as a whole” [186]. The culture development plan was drawn up between August 2018 and March 2020 as part of a participation process involving some 500 representatives of the cultural scene. It is intended to serve as a road map for change in the City of Hanover on its path to becoming an international cultural Mecca.

It outlines the need for action in cultural development in four fields of action with 18 goals, eight model projects and a total of 136 measures. Implementation is based on a participative approach. Eight model projects are planned to convey and bring to life the goals of the four fields of action: “a strong foundation”, “making culture a space for opportunity”, “placing Hanover on the global stage” and “focusing on people”. The model projects range from creating a digital city of culture, setting up cultural districts in the city centre and helping Hanover evolve into an international and transcultural region of culture with the help of a ten-point UNESCO City of Music plan, among other measures, to developing a concept for the Döhren neighbourhood centre by way of a participation process and establishing a new network for cultural education. The other measures, which are assigned to the 18 goals in total, include a variety of wide-ranging and significant projects, including the drafting of a master plan for cultural facilities, preserving cultural heritage, intensifying partnerships in the cultural sector, converting the cultural council into a “council of the arts”, transforming public spaces into spaces for interaction, connecting international locations and raising their visibility, developing a concept for art in architecture and drawing up programmes and projects to remove barriers to participation. A permanent and reliable reporting process will be designed to help evaluate implementation and planning, bring greater specificity to the process and round it out as needed. The 2030 culture development plan gives Hanover an initial long-term cultural development strategy that will be a valuable tool for managed and transparent cultural development over the next ten years.

■ **“Innovation fund for art and culture”**

The City of Hanover’s “innovation fund for art and culture” brings together the arts and the cultural and creative sectors to promote an interdisciplinary approach to the needs of the cultural and creative scene in Hanover. Despite a reduction in the number of applications, the availability of advisory services for applicants has succeeded in significantly increasing the quality of applications with regard to the funding guidelines. The innovation fund and the defined funding criteria enable projects that rarely receive funding from other sources because they lie in an area where the arts and the creative sector intersect.

■ **“Independent theatre Hanover”**

The term “independent theatre Hanover” refers to all theatre and production groups that receive project funding or institutional funding from the City of Hanover. The funding is granted by the theatre advisory council and is seen as a mark of quality. The number of groups receiving funding may vary from year to year. In 2018, 15 theatre and production groups received funding. “Independent theatre Hanover” produced a total of 648 performances, including 341 performances for children and 21 premieres, in 2018. As a whole, “independent theatre Hanover” can be seen as a “city theatre company”. By contrast, Hanover’s state theatre is financed primarily through funds from the state of Lower Saxony.

■ **“Gesellschaft für außerordentliche
Zusammenarbeit” (GfaZ)**

The GfaZ has been selected as one of four projects nationwide to participate in the project “shaping the city together” spearheaded by the Federal Ministry of the Interior, Building and Community. GfaZ is an alliance of multiple Hanover-based initiatives for the promotion of sustainable urban development for the greater good. The EUR 660,000 in project funding is being used to develop common infrastructure and connections from the Lindener Hafen industrial estate to the “Hafven” co-working and event space in the city’s Nordstadt district. The partnership between the arts, the cultural and creative sector and the local business community is to be strengthened through structural measures going forward. Those measures also include a variety of projects and events as part of the UNESCO City of Music designation; the HALLE 96 start-up centre, which offers office space, workshops and shared infrastructure; and the Hafven co-working and maker space. “Hafven” offers start-

ups, creatives and socially involved individuals particularly good working conditions, featuring open office workspaces, meeting rooms and workshops. Throughout Europe, Hafven is seen as a best-practice example of an innovation, community, maker and co-working space.

■ Creative sector

A study by prognos AG on behalf of hannoverimpuls GmbH regarding the cultural and creative sector in the Region of Hanover [187] comes to the conclusion that the cultural and creative sector in the Region of Hanover plays a significant role in the regional economy and contributes to the positive development of economic strength. According to the findings, the links along the value chain – with upstream and downstream sectors – enhance that role even further, thanks in part to [kre|H|tiv] Netzwerk Hannover e. V., a network established by hannoverimpuls in 2011 to connect and represent stakeholders while raising the profile of Hanover as a hub of creativity. Hanover's status as a City of Music in the UNESCO Creative Cities Network, which it received in 2014, underscores this significance. This UNESCO programme connects cities worldwide that have placed creativity and cultural industries at the heart of their development plans and are committed to achieving the global Sustainable Development Goals. The music industry is one of the most important segments of the creative sector in Hanover, encompassing Hanover University of Music, Drama and Media Hannover (HMTMH), the state opera, the NDR Radiophilharmonie, Peppermint Park Studios, a large number of choirs, the MASALA Weltbeat Festival and much more [188]. Projects that build a bridge between the arts, cultural sustainability and the creative sector go a long way to improving the attractiveness and competitiveness of the City of Hanover while also creating jobs, strengthening the links between the arts, culture, urban development and the economy in the process.

■ Cultural heritage – parks, gardens and cemeteries

Hanover possesses a unique cultural heritage of parks, gardens and cemeteries that represent the most notable eras in garden design and landscaping since the 17th century. The four Herrenhausen Gardens are made up of the Baroque Garden, Botanical Garden, Landscape Garden and Guelph Garden [189], the latter of which is owned by the State of Lower Saxony rather than the City of Hanover. The Baroque Garden is considered to be one of Europe's most important baroque gardens and is the historical centre-piece of the Herrenhausen Gardens. Its founder and patron, Electress Sophia, established the Baroque Garden in the late 17th century as a venue for culture, exchange, science and art – with the support and inspiration of Hanover polymath

Gottfried Wilhelm Leibniz. The Herrenhausen Gardens are therefore a historic garden ensemble of international renown, having received the European Garden Award 2015 as Europe's best garden in the category "Development of a Historic Park or Garden". The Botanical Garden is one of Germany's most prominent botanical gardens. At the same time, the Landscape Garden is a popular local destination for people looking to exercise or take a brief time-out [190]. In 2015, the German Tourism Academy Berlin certified the Herrenhausen Gardens as an accessible tourist attraction under its "Tourism for All" labelling system.

Hanover also possesses a unique cultural heritage of parks, gardens and cemeteries [191] that represent the most notable eras in garden design and landscaping from the 17th century to today. A modern and innovative park that acts as a public campus garden was opened at the science and technology park in the city's Marienwerder district in 2012. Back in 1901, the first "front garden and balcony competition" laid the cornerstone for the "culture of home gardening" that continues in Hanover to this day. The competitions "lust for gardens" for private garden owners and "colourful gardens" for allotments bring a contemporary flair to the world of gardening and urban greenery. Events such as "open gate" and "Hanover plant days" focus on advice and inspiration regarding plants and gardens.

OUTLOOK

Culture has an impact on all areas of life, creates networks of sustainability and promotes a welcoming culture in Hanover. To provide these services and continue being creative in the long run, people and institutions in the cultural sector need certainty and support. The pandemic has shone an even greater focus on such issues. "Ahead to the future – the 2030 culture development plan for Hanover" should be seen as a road map for the next ten years. It reaffirms the commitment to Hanover's cultural environment, with all of its stakeholders who are shaping the city and society through their work. The culture development plan provides the strategic framework for advancing independent institutions, encouraging new partnerships and inspiring urban society. Collaboration among various stakeholders and cultural institutions is to receive greater support in light of the service culture performs. Among other things, a new development plan for Hanover's museums is to focus on conversion, renovation and digitalisation.



STRATEGIC GOAL 16

Develop Hanover as an international city of culture

GLOBAL CONTEXT

In 2005, the UNESCO General Conference created a binding foundation under international law for the right of all states to maintain, adopt and implement their own cultural policies in the “Convention on the Protection and Promotion of the Diversity of Cultural Expressions [192]”. At the same time, one of the main aims of UNESCO is to promote international cultural cooperation for sustainable development in order to strengthen cultural awareness: “Human creativity is a global and renewable potential. It lives from vibrant cultural exchange in and among societies. Cultural practices can convey ideas, visions and meaningful experiences through symbols, encounters and rituals. Culture, creativity and the recognition of cultural diversity can also open up economic opportunities, thus creating a richer and more diverse world.” [193]

RELEVANCE FOR MUNICIPALITIES

Many municipalities have first-rate cultural offerings that appeal to a wide audience and mainly have a local or regional profile. Some, however, are of international relevance. Germany [194] is a co-initiator of the UNESCO “Convention on the Protection and Promotion of the Diversity of Cultural Expressions”. The overarching goal is to ensure freedom of expression for art and culture, with access and participation for all citizens.

The UNESCO Creative Cities Network, which the City of Hanover is a member of, connects cities worldwide that have placed creativity and cultural industries at the heart of their development plans and are committed to achieving the global Sustainable Development Goals.

- *Strengthen the means of implementation and revitalize the global partnership for sustainable development (17)*







RELATIONSHIP TO HANOVER

Hanover is home to people from more than 170 nations who speak over 70 different languages. Half of the families in Hanover have a migrant background. As part of the “Hanover – International City” action plan [195], the City of Hanover is therefore pursuing the goal of increasing Hanover’s presence in the world, and the world’s presence in Hanover. The City of Hanover makes the existing diversity in the city – even in the individual neighbourhoods – visible in a variety of ways. Encouraging further diversity depends on the expansion of international cultural partnerships, professional networks and encounters in civil society. Opening cultural institutions to greater multiculturalism within their own four walls and in their dealings with society at large will play a key role on Hanover’s path to become an international city of culture. Hanover’s involvement in international networks, especially city partnerships, is vital to encouraging such development. International encounters and exchange on policy issues and practical matters enable new experiences, provide personal contact, raise awareness of European and global topics and strengthen openness to the world.

The City of Hanover is part of a vast international network, with its seven partner cities, the UNESCO Cities of Music and other members of the UNESCO Creative Cities Network. Collaboration with the UNESCO Cities of Music and the global UNESCO Creative Cities Network of 180 municipalities offers tremendous potential for the internationalisation of the music scene in Hanover. Beyond its city partnerships, the City of Hanover plays an active role in European and international networks and is a member of ten city networks. Active use is also made of further international networks through Hanover’s other cultural institutions, the university and post-secondary institutions.

(...) appreciation of cultural diversity and culture's contribution to sustainable development (4.7)



STRATEGIC GOAL 16

SELECTED INDICATORS

88. International cultural work and cultural diversity – Qualitative description

The UNESCO Universal Declaration on Cultural Diversity affirms “that respect for the diversity of cultures, tolerance, dialogue and cooperation, in a climate of mutual trust and understanding are among the best guarantees of international peace and security.” [196]

The international cultural work of the City of Hanover’s cultural office promotes collaboration with professional artists who live in Hanover but are at home in multiple cultures, cooperates with intercultural associations and supports independent initiatives. More than 30 projects were executed in 2018 and 2019 each. Cultural work on a neighbourhood level also raises the visibility of the cultural diversity in the City of Hanover.


89. City partnerships – Number of city partnerships, projects implemented and resident trips

The seven partner cities – Bristol (since 1947) in the United Kingdom, Perpignan (since 1960) and Rouen (since 1966) in France, Blantyre (since 1968) in Malawi, Poznań (since 1979) in Poland, Hiroshima (since 1983) in Japan and Leipzig (since 1987) – form the foundation for the City of Hanover’s national and international relations [197]. The city partnership with Hiroshima is closely linked with Hanover’s membership in the Mayors for Peace network, which aims to eliminate nuclear weapons on a global scale.

As part of the city partnerships, Hanover oversaw 48 projects in 2017, 44 in 2018 and a total of 59 in 2019. Fourteen citizen trips to partner cities were also made in 2017. That figure fell slightly to nine in 2018 and eight in 2019. In addition, 30 projects in 2017, 45 in 2018 and 35 in 2019 were attributable to the UNESCO City of Music programme (see below).



Bristol
United Kingdom



Perpignan
France



Rouen
France



Blantyre
Malawi



Poznań
Poland



Hiroshima
Japan



Leipzig
Germany

STRATEGIC GOAL 16

PROGRAMMES, PROJECTS AND MEASURES –
A SELECTION■ **City partnerships**

City partnerships [198] form the foundation for international projects and have the potential to encourage debate and development in society at large. The specific potential of city partnerships today lies in international collaboration on key sustainability topics at municipal level, with a focus on promoting personal encounters among cultures, social participation, cultural diversity, education for sustainable development and peaceful cohesion as a whole. In terms of content, the partnerships are built around youth and schools, urban policy topics, integration, sustainable family policy and international professional qualification, as well as municipal and political exchange. The goal is to strengthen the international networks within the city partnerships while fostering connections between people who make culture and people who market culture. The City of Hanover's Cultural Office sees maintaining and expanding the city partnerships as a cross-cutting task and views itself as a builder of networks between city government, policy-makers, urban society, partner institutions and the many creators, venues and institutions involved in culture that are based in the City of Hanover.

■ **Blantyre**

Blantyre is the second-largest and oldest city in Malawi, as well as Hanover's only partner city in Africa. The City of Hanover and Blantyre celebrated the 50th anniversary of their partnership in 2018. The municipal development partnership covers a wide range of aspects within the city government, with a focus on measures relating to culture, education and the environment. Examples include discussions relating to municipal services of general interest with the municipal waste management company (Zweckverband Abfallwirtschaft Region Hannover – aha), Hanover Wastewater Treatment Services and Leibniz University. Another example of municipal cooperation is a project to plant trees and build wells at roughly 60 primary schools in Blantyre, which is coordinated by the Agenda 21 and Sustainability Office and the City of Hanover's Cultural Office. In the field of education, "Freundeskreis Malawi und Städtepartnerschaft Hannover-Blantyre e. V." (FKM) performs a variety of activities that contribute to global learning, promote school exchange programmes and support the school partnership between the integrated comprehensive school in Hanover-List and the Jacaranda School in Blantyre. At the same time, FKM

cooperates with the aware&fair School Club in Blantyre, which organises numerous in-school activities on climate protection, school and urban gardening, promoting girls' education, biodiversity and more at various schools in Blantyre. Additional projects are organised in Hanover and Blantyre every year in cooperation with the Blantyre Arts Festival (BAF), the Jacaranda Cultural Center and other artists.

■ **Bristol**

As one of the first Anglo-German city partnerships after the Second World War, the partnership between Bristol and Hanover is of special importance to the reconciliation between the two former enemies. Alongside the work of the cultural office, the organisation Hannover-Bristol-Society in Hanover and the Bristol Hannover Council in Bristol play a special role in actively shaping the city partnership, as do the Marktkirche parish, the Goethe-School and various sports clubs. Inspired by the toppling of the Colston Statue in Bristol, Hanover and Bristol are currently planning a youth project to discuss the colonial history of both cities.

■ **Hiroshima**

In 1983, the cities of Hiroshima and Hanover sealed their friendship with a city partnership agreement. Since then, their relations have been constantly promoted through cultural exchanges, youth exchanges, peace-building activities and many visits between the two cities. Alongside the work of the cultural office, Deutsch-Japanischer Freundschaftskreis Hannover-Hiroshima-Yukokai e. V., the Hiroshima alliance and Deutsch-Japanische Gesellschaft Chado-Kai e. V. play a particularly active role in shaping the city partnership. The annual events centre on the cherry blossom festival, the Hiroshima Peace Memorial Ceremony on 6 August and musical exchange. To mark the United Nations Climate Change Conference in Bonn, Mayor Kazumi Matsui visited Hanover to find out about the city's climate protection projects. Young people from Hanover regularly attend the International Youth Conference for Peace in the Future in Hiroshima.

■ UNESCO City of Music network


In December 2014, Hanover was named a UNESCO City of Music [199] on account of its musical diversity, the close relationship between music and business, the tremendous economic potential of the music scene and the outstanding musical training available in Hanover. The title and the city's addition to the UNESCO Creative Cities Network brought Hanover international recognition and the obligation to join international alliances and promote the city's role as a hub of music and the creative sector.

By becoming a member of the UNESCO Creative Cities Network [200], the City of Hanover agreed to implement the main goals of the network – particularly the “2030 Agenda for Sustainable Development” – in active cooperation with the culture sector and those in charge of cultural development. Part of that includes the consistent and systematic promotion of the city with regard to culture and the creative sector. Plans are in place for measures, training sessions, workshops and events that are designed to set a benchmark in terms of live music venues and sustainable events, some of them based on best-practice examples from other cities. Additional components in achieving the targets include emission offset payments for flights taken by artists from the international network and an emis-

sions-free festival with guests who only receive an invitation if they arrive by train. As a result, the UNESCO City of Music network makes a contribution to the sustainable development of Hanover from a cultural, ecological and economic perspective. Through a programme to support women in the music industry by organising cooperation projects and networking events, Hanover's activities as part of the UNESCO City of Music programme focus primarily on SDG 5.

■ Fête de la Musique

The Fête de la Musique, the largest music festival in the world, was originally created in France in 1982 as a festival of busking and has been celebrated annually in Hanover on the first day of summer (21 June) since 2008. It is the largest non-commercial music festival in the City of Hanover, with 43 stage locations and some 1,750 musicians from the worlds of jazz, classical music, soul, rock, hip-hop and electronica, as well as 100,000 visitors. Bands from the Hanover partner cities of Poznań, Leipzig and Rouen, and from the UNESCO Cities of Music Liverpool and Norrköping, also take part. The event is organised by the City of Hanover and MusikZentrum Hannover in cooperation with more than 50 partners and sponsors.



■ “Welcome Artists” initiative

The “Welcome Artists” initiative helps newly arrived international creative talents and refugee artists gain a foothold in the local cultural scene by providing advice, project funding and regular networking events. The initiative focuses on issues such as “what do cultural institutions and sponsors need to do to make it easier for new immigrants to gain entry to the German cultural sector?” and “what do international artists need to know to be successful here?”.

■ International film seasons and festivals

In many different ways, the big screen and the facilities of Hanover’s municipal cinema (Koki) open up a wide variety of “windows on the world” that showcase cultural diversity.

- The international film seasons and festivals offered by Koki include CINEMA! ITALIA!, Cuban visions, Filistina film days, days of Bulgarian film, Russian cinema, focus on Iran, Belarussian film festival, Filmland Turkey, Arabian cinema and India Days. The events usually take place in close cooperation with representatives of civil society as well as clubs and associations involved in international cultural work.
- Interdisciplinary events in the artists’ house: events in partnership with Kunstverein Hannover e. V. (film lectures, film seasons relating to exhibitions), the Literaturhaus (readings and films) and Hannoverscher Künstlerverein (philosophical cinema).
- THE festival of diversity: PERLEN – Queer Film Festival Hannover – every year in October.

■ “Culture of change” network

The “culture of change” network is an open network of dedicated representatives from the areas of culture and sustainability as well as business and media that promotes a forward-looking urban society focusing on the common good. The network brings together sustainable offerings and innovative projects aimed at encouraging a participatory culture in the region. Creative events and activities allow people to see and experience the network’s rich diversity.

■ International artists at the Sprengel Museum Hannover

The Sprengel Museum Hannover regularly presents international artistic positions and organises lectures and discussions with artists from around the world. Awards such as the “Spectrum Prize for International Photography” (in cooperation with Stiftung Niedersachsen) or the Kurt Schwitters Prize (in cooperation with Niedersächsische Sparkassenstiftung) have a deliberately international focus.

■ Artist scholarships

Various scholarship formats promote international dialogue. Up to 2019, the “New York scholarship” was granted by the state of Lower Saxony (Ministry of Science and Culture) and Niedersächsische Sparkassenstiftung for a one-year stay in a New York studio. From 2020, it will be replaced by a European travel scholarship in conjunction with the Sprengel Prize. This travel scholarship is also intended to promote international dialogue. In cooperation with Kunstverein Hannover e. V., the state of Lower Saxony awards two scholarships (Lower Saxony Fellowship and Lower Saxony New Talent Fellowship) enabling gifted and young artists to work in a studio or study at Villa Minimo. These awards are expressly aimed at international as well as German artists.

OUTLOOK

The international cultural work fosters collaboration with professional artists who live in Hanover but are at home in multiple cultures. It cooperates with intercultural associations and supports independent initiatives. The “future plan” envisions transforming Hanover into an “international cultural region” that strengthens the links between stakeholders and institutions from the city, the region and the state. A concept to promote cultural tourism and set up a common digital platform is intended to encourage cooperation. The specific potential of city partnerships lies in further strengthening collaboration on key sustainability topics in the partner cities, with a focus on promoting personal encounters among cultures, social participation, cultural diversity, education for sustainable development and peaceful cohesion. International networks and the connections between people who make culture and people who market culture are also to be strengthened within the scope of the partnerships.



STRATEGIC GOAL 17

Build a city for all and an inclusive culture, create new access to social life

GLOBAL CONTEXT

The “New Urban Agenda” [201] was adopted at the United Nations Conference on Housing and Sustainable Urban Development (Habitat III) in Quito in 2016. This global “road map” for sustainable urban development over the next 20 years emphasises the importance of culture: “We will include culture as a priority component of urban plans and strategies... (Art. 124).” And: “We will support the leveraging of cultural heritage for sustainable urban development and recognize its role in stimulating participation and responsibility (Art. 125).”

RELEVANCE FOR MUNICIPALITIES

The “New Urban Agenda” emphasises the cultural diversity and participation of all municipal stakeholders for sustainable urban development. At the same time, stricter standards in terms of climate and resource protection, as well as the growing need for sustainable lifestyles, call for a new way of looking at public space and assessing urban infrastructure. A city needs publicly accessible spaces to remain vibrant and attractive and to ensure its ability to respond to changing requirements. It is of the essence to rethink public space as a venue for creating, gaining and sharing experiences and form a city for all. Art and cultural offerings that make use of public space contribute to the vibrancy, appeal and positive image of a city. They set themselves apart from performances and exhibitions in theatres and museums through easier accessibility and their integration into everyday life.

• Build and upgrade education facilities, that (...) provide safe, non-violent, inclusive and effective learning environments for all (4A)





• Ensure equal opportunity and reduce inequalities (10.3)

RELATIONSHIP TO HANOVER

Hanover has a wide range of decentralised, well-linked cultural institutions, such as neighbourhood cultural centres, Hanover school of music, cultural associations and cultural initiatives. Thanks to their locations throughout the neighbourhoods, they facilitate access to art, culture and cultural education. They are important spaces for interaction and education that enable people of all generations and cultures to participate in society and make a difference. Libraries have a mission to inform, educate and entertain. The Hannover Public Library is a place of information, learning and education. It supports education and lifelong learning while also performing a social and cultural function. Art and culture make a city liveable. Hanover aims to enable everyone to gain access to culture right from the start. Cultural education is therefore an essential cross-cutting task at a municipal level.

It plays an important role in the overall character formation process through the promotion of creativity and the acquisition of cultural knowledge. One of the main challenges is making it possible for people to experience the diversity of lifestyles and cultures as an asset to their own lives. Overcoming barriers of all kinds and creating low-threshold, inclusive opportunities for access are the key to doing so, as equal participation is the basis for successful cultural work with everyone in Hanover. Hanover has a wide range of decentralised, well-linked cultural institutions. They facilitate access to art, culture and cultural education for the people in the neighbourhoods. These institutions are important spaces for interaction and education that enable people of all generations and cultures to participate in society and make a difference.



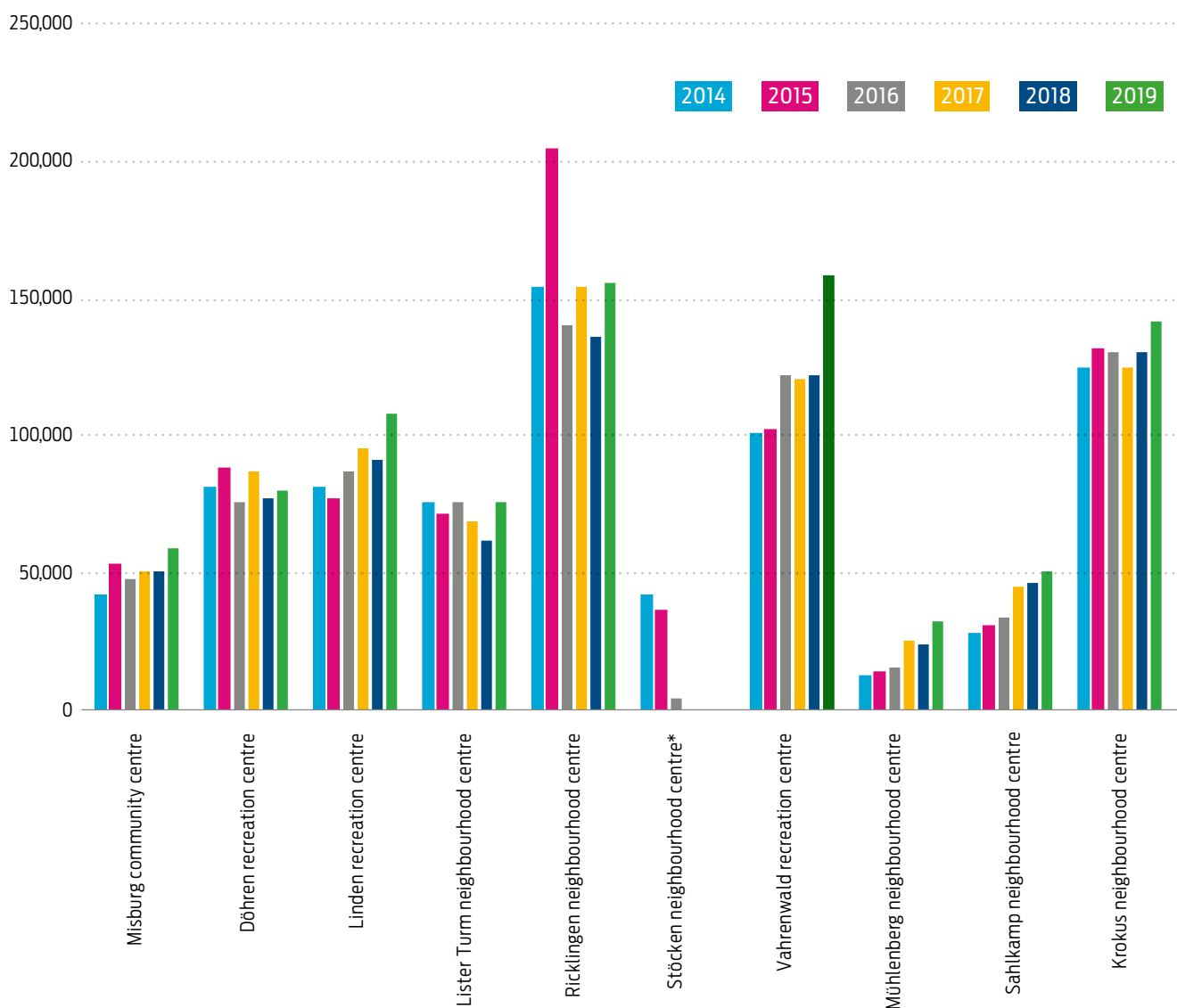
STRATEGIC GOAL 17

SELECTED INDICATORS

90. Neighbourhood cultural institutions – Number of visitors at selected neighbourhood cultural institutions

There are a total of 24 neighbourhood cultural institutions in the 13 districts of the city. Ten are municipal facilities, neighbourhood centres and recreation centres, whereas 14 are supported by independent associations and clubs, such as cultural centres or offices. Overall, the institutions welcomed 863,602 visitors in 2019.

Figure 30: Development of visitor numbers at selected neighbourhood cultural institutions



* Stöcken neighbourhood centre has been closed for construction since early 2016.

Source: Statistical Yearbook of the City of Hanover 2020, Elections and Statistics Department



91. Hannover Public Library – Number of visits, number of users with a valid library card in total, aged 12 and under and 60 and over, as well as the number of borrowed media

The Hannover Public Library network [202] is made up of one central library, 17 local libraries in the city districts and one mobile library. The number of visits rose to 1,544,887 in 2019, with the number of borrowings setting a record of 4,562,655. Electronic media was borrowed 317,655 times. The number of registered users with a valid library card stands at 70,204 – an increase of 17.4% compared to 2010.

Table 16: **Development of Hannover Public Library use**

	2010	2011	2012	2013	2014	2015	2016	2017	2018	2019
Population of Hanover	520,936	523,515	527,135	515,232	519,637	531,000	533,500	541,773	545,107	543,319
Active users*	59,824	58,662	55,930	53,779	51,783	52,526	53,010	70,779	71,276	70,204
Aged 12 and under	16,227	16,637	16,058	16,045	15,083	15,994	16,510	16,813	17,356	16,530
Aged 60 and over	4,653	5,117	4,679	4,589	4,729	4,840	4,993	5,144	5,241	6,239
New registrations	12,801	12,260	10,866	12,284	12,038	13,105	13,102	12,341	15,009	14,402
Visitors	1,530,000	1,514,300	1,508,252	1,670,698	1,541,522	1,552,967	1,469,775	1,463,867	1,421,542	1,544,887
Total media	1,163,029	1,107,609	1,072,006	1,075,766	1,091,574	1,027,837	1,002,884	1,041,188	1,019,735	1,087,647
Borrowed media	4,090,035	4,109,404	4,048,705	4,046,108	4,059,206	4,269,272	4,156,463	3,733,017	4,277,008	4,652,655

* Active users with a library card

Table 17: **Development of Hannover Public Library events**

	2010	2011	2012	2013	2014	2015	2016	2017	2018	2019
Events/tours	4,501	4,295	4,103	3,663	3,460	3,858	3,886	3,933	4,232	4,513
Event visitors	N	N	N	N	N	N	N	N	103,527	88,313
Of which receiving an introduction to library use	3,133	3,036	2,903	2,541	2,294	2,528	2,491	2,512	2,834	3,041
Of which children/young adults	950	1,012	966	863	880	938	943	956	1,151	1,164
Of which adults	83	65	46	55	71	59	61	65	74	60
Of which exhibitions	35	24	26	10	23	36	29	54	51	31
Of which other	300	158	162	194	192	297	362	346	122	217

Source: City of Hanover, Cultural Affairs Division

92. Cultural education – Qualitative description

Cultural education [203] addresses people of all ages and from all walks of life and encourages self-reflection and a different perspective to support active participation and promote coexistence and harmony within the city. The objective is to master individual, social, cultural or communicative challenges and take different styles, backgrounds, experiences, impairments and needs into account in order to enable equal participation in culture and allow people to play a role in shaping cultural processes. Cultural mediation aims to achieve understanding and acceptance of differences. Like civic education, it makes an important contribution to our democracy. The goals of cultural education are very similar to those of sustainable development education. They enable everyone to understand the impact of their own actions on the world and to make responsible, sustainable decisions.

In recent years, the city department in charge of cultural education for children and young adults has joined forces with neighbourhood cultural institutions, other partners and artists to develop comprehensive programmes and specific projects and formats that promote an integrated approach to education, enable participation and strengthen the knowledge of individuals. The adult cultural education team works with partners from social services, civic education, cultural institutions and artists. Together with the neighbourhood cultural institutions, they develop thematic focal points for a wide range of offerings dedicated to adult cultural education.

STRATEGIC GOAL 17

PROGRAMMES, PROJECTS AND MEASURES – A SELECTION

■ Diverse range of offerings at neighbourhood cultural institutions in all districts

Neighbourhood cultural institutions make it easy for people to access culture. They are important, conveniently located public spaces for all people and age groups in neighbourhoods. They build bridges between generations, shape social interaction and encourage social cohesion. They help to strengthen active citizenship by providing expertise for education, art and culture, and by providing spaces and opportunities for involvement. In doing so, they contribute to promoting awareness of democracy and knowledge of democratic processes. A sense of identification with Hanover as a hub of culture is strengthened in a variety of ways by encouraging active citizenship at an overall city level and at a neighbourhood level. The opportunities for participation are very wide-ranging.

The official efforts to promote neighbourhood culture [204] have a nearly 60-year tradition in Hanover. Today, 24 neighbourhood cultural institutions – operated by the City of Hanover or cultural associations – provide a wide

range of offerings for people of all age groups, regardless of their origin, level of education or financial means. In doing so, they enable cultural and social participation. The institutions' offerings are developed with and for the local community in cooperation with a variety of partners in the neighbourhoods and beyond. Neighbourhood cultural institutions make their presence felt in their neighbourhoods in many ways. They cooperate with schools and daycare centres, initiate and help organise local projects and street parties, are active in community forums and offer young or unknown artists a stage. Admission prices and participation fees are affordable and are reduced by 50% to 100% for holders of a Hanover active pass. Many events are free of charge for participants. The offerings are geared towards people of all age groups, from the transition from daycare to school, the children's cultural subscription and young people's cultural subscription and the SPIEL:ZEIT weekend programmes for families, to services for adults and elderly people with dementia.



■ Hannover Public Library

Libraries have a mission to inform, educate and entertain. They support education and lifelong learning while also performing a social and cultural function. As spaces for interaction, co-working and co-learning, they are “third places” in the city that make it possible for people to be in a public setting without an obligation to consume a good or service. They therefore contribute to social cohesion in the city and enable social participation. The Hannover Public Library’s services can be found throughout the entire city and are easy to reach. In its role as a municipal institution, the Hannover Public Library makes information accessible to all people – regardless of their educational background, sex, gender, origin, religion, income or sexual orientation – by promoting language and reading skills, supporting multilingualism and providing learning materials, workspaces and internet access. It also encourages lifelong learning through trained staff, enters into partnerships with kindergartens, primary schools, secondary schools and other educational establishments, and provides education and mediation services tailored to specific target groups. The aim of the Hannover Public Library is to promote reading and language skills while encouraging media literacy. As a democratic institution, the Hannover Public Library has a duty to present a diversity of opinions (various political, religious and cultural attitudes and positions, as well as a variety of different values) by providing appropriate information media for the purpose of education and fostering social discourse. In its work, it connects with other institutions and local stakeholders to support the integration of refugees and to improve opportunities for participation, especially in the field of promoting reading skills. The Hannover Public Library is an educational partner for schools, daycare centres, adult education centres, language schools and Bildungsverein Soziales Lernen und Kommunikation e. V. In 2015, the Hannover Public Library celebrated its 575th anniversary and drew up a set of strategic goals for the next five to ten years. It updated those goals in late 2020 [205].

■ “Cultural education from daycare centres to schools”

The programme “cultural education from daycare centres to schools” was developed in Hanover’s Ricklingen district in 2008, bringing together 18 daycare and family centres and five primary schools. Every year, the programme organises music, theatre and art projects, as well as “lust for reading” events designed for children just about to start school or in their first year at primary school. The programme was expanded to the Vahrenheide and Mittelfeld neighbourhoods, each of which has four daycare centres and one primary school, in 2013 and 2018 respectively. The projects continue for children in their second year at some of the participating primary schools. One primary school holds annual culture days for all four years. A total of roughly 22,500 children and 10,500 parents have joined educators in participating in the projects.

■ SPIEL:ZEIT

The SPIEL:ZEIT programme provides families with a wide range of weekend cultural offerings at participating neighbourhood cultural institutions, as well as ideas for trips to museums, theatre performances and ateliers. The programme was launched in November 2017 in the Ricklingen district and has since been expanded to the Roderbruch, Sahlkamp and Linden-Nord neighbourhoods. By March 2020, a total of 5,710 visitors had taken part in 189 events. Of those visitors, 4,623 – or over 80% – speak at least one additional language beside German.

■ Children’s cultural subscription EXTRA CLASS

The children’s cultural subscription EXTRA CLASS has been available to primary schools since 2008. As part of the programme, participating schools agree to allow every child from every year the opportunity to attend at least one cultural event each school year. The neighbourhood cultural institutions and more than 60 artists are involved, with some 100 offerings from all branches of culture. Today, 31 primary schools, with roughly 500 educators and over 12,000 children, take advantage of the wide range of cultural events on offer. Since its start in the 2008/2009 school

year, the children's cultural subscription has grown continuously and recorded a total of around 117,000 individual bookings, including 38,000 Hanover active pass bookings.

■ **Young people's cultural subscription LiveApp**

The young people's cultural subscription LiveApp is a subscription format for secondary schools. It was developed in 2017 through a participative process involving pupils. As a result, the offerings reflect the interests of young people to a particular extent and provide inspiration to them. Six schools took part in the 2017/2018 school year. In the 2019/2020 school year, nine schools of all levels with a total of 356 classes took part. A total of 12,790 pupils have participated.

■ **"Reading mentors"**

"Reading mentors" is a programme to promote reading among primary school pupils and help young adults develop their skills. The programme was initiated in 2004 and is overseen in cooperation with the Hannover Public Library in six neighbourhoods and 15 schools (six secondary schools and nine primary schools). The young adults receive a certificate at the end of the programme. Per location, 12 young mentors receive training to help 36 primary school pupils every school year discover the joy of reading. Each year, some 144 young adults receive a certificate, and 432 children are mentored in reading. Over the past 16 years, some 2,300 certificates have been handed out to young mentors at secondary schools, with 6,912 mentees improving their reading skills. In June, the project received the "Project Sustainability 2019" award from the federal government's German Council for Sustainable Development.

■ **"Culture and dementia"**

Since September 2019, the neighbourhood cultural institutions and city museums have been providing special offers for people with dementia. The offerings are developed by a working group on "culture and dementia" in cooperation with Alzheimergesellschaft Hannover e. V. and enable cultural participation for the elderly. They are tailored to the special needs of people with dementia and make it possible to partake of cultural events while sharing precious moments with family members.

OUTLOOK

Cultural education is geared towards people of all age groups and from all walks of life. It encourages self-reflection and a different perspective to support active participation and promote coexistence and harmony in the city's neighbourhoods. A growing population, the need for new housing construction, an increase in motorised private transport in many areas and changing social needs are raising the pressure and competition when it comes to the use of public space, which is increasingly seen as a venue for political protests, public life, encounters and personal growth.

The pandemic has underscored this meaning. Culture offers good opportunities for public dialogue in the efforts to interpret, shape and use this space. Such opportunities include model projects under the "future plan", such as the cultural districts at Maschpark and the Raschplatz, as well as the cultural triangle in the city centre, between the opera, playhouse and artists' house.

LOCAL IMPLEMENTATION

Good Governance Dimension

STRATEGIC GOAL 18

Ensure a sustainable municipal fiscal policy 130

STRATEGIC GOAL 19

Strengthen modern, efficient and resident-friendly government 136

STRATEGIC GOAL 20

Establish sustainability as broadly as possible, strengthen participation at all levels 142



STRATEGIC GOAL 18

Ensure a sustainable municipal fiscal policy

GLOBAL CONTEXT

SDG 11 places municipalities worldwide at the centre of sustainability activities, as reflected in national sustainability strategies [206]. The goals of those strategies affect many areas of municipal services of general interest, including:

- enable better access to housing and sustainable means of transport that are safe and affordable, especially for people in vulnerable situations, women, children, persons with disabilities or older persons
- provide access to safe and inclusive green and public spaces
- enhance capacity for participatory sustainable human settlement planning
- take a more environmentally friendly approach to urban planning
- advance inclusion, resource efficiency, mitigation and adaptation to climate change and resilience to disasters

These goals are geared towards all nations and municipalities. However, poor countries in the Global South will need financial and technical support to achieve them. As part of the “Sustainable City” dialogue, which was initiated by the German Council for Sustainable Development (Rat für nachhaltige Entwicklung – RNE) in 2011, the mayors of some 30 German cities have pledged to implement the SDGs at a municipal level. In their March 2017 position paper on sustainability [207], however, they also emphasise that a better legal and fiscal policy framework will be necessary to implement the SDGs on a local scale.

◦ Develop effective, accountable and transparent institutions at all levels (16.6)

*(...) promote investment
in energy infrastructure
and clean energy
technology (7A)*

RELEVANCE FOR MUNICIPALITIES

A large budget is not needed to achieve every goal that is desirable or required from a sustainability perspective. Nevertheless, sustainable fiscal policy is of the essence for enabling municipalities to develop high-quality, reliable, sustainable and resilient infrastructure while pursuing an approach to urban development that is guided by the common good. What matters is striking a balance between available capital, the duties and obligations of municipal services of general interest and the efficient use of financial resources. A municipality's capital is the difference in quantity between municipal assets and debts, including special items. It is largely influenced by previous annual results and therefore provides a retrospective insight into the economic efficiency of a municipality's administration. A municipality's duty to provide services of general interest, such as the renovation or construction of daycare centres, schools or housing, stands in contrast to this indicator.

Resources must be used efficiently to prevent capital from shrinking. Long-term planning and transparent management based on goals play an essential role in using existing resources economically and sustainably. The vast majority of German municipalities has switched from the traditional, single-entry approach to bookkeeping previously practised in the public sector (Kameralistik) to the new double-entry bookkeeping system currently propagated for the public sector (Doppik), allowing city councils and public administrators to transparently monitor resources and resource consumption – and take countermeasures as needed.

RELATIONSHIP TO HANOVER

The objective of sustainable fiscal policy is “to live neither at the expense of future generations nor from the capital amassed by past generations”. As a result, the goal should be “to generate structurally balanced or positive annual results ..., draw up a structurally balanced medium-term budget ..., preserve capital and assets ..., pursue an effective plan to reduce debts and generate a surplus reserve.” [208]

Achieving these goals is often difficult in practice, as most expenditure is based on obligations. At the same time, municipalities are unable to influence revenue on their own, as it is dependent on external factors such as economic activity (trade tax, financial equalisation). The government of the City of Hanover has nevertheless been working towards the aforementioned goals for many years through its budget policies. Corresponding budget safeguard concepts have already resulted in significant success. The budget and medium-term planning returned a positive result in 2019. However, the current coronavirus pandemic and its impact on the economy, and therefore on factors such as the city's tax revenue, resulted in a massive deterioration in 2020.

The population of Hanover grew continuously until the end of 2019 to around 543,300 residents, with the trend pointing to further growth. Strain on the housing market continues to rise, and the percentage of older people is growing, calling for adjustments to infrastructure. Moreover, an increase in the number of births is leading to requirements for appropriate educational infrastructure. All of these needs are financially relevant, necessitating investment in daycare centres, schools and housing – both with regard to renovation and modernisation and when it comes to expanding capacity and new construction. Such needs are taken into account in the City of Hanover's budget planning through appropriate investment programmes.



STRATEGIC GOAL 18

SELECTED INDICATORS

94. Annual results of the city budget – Income and expenditure in euros per year

The City of Hanover ended 2019 with a positive annual result of EUR 4.6 million, equating to an improvement of around EUR 4.7 million compared to the previous year. Ordinary income has risen to EUR 2,444.4 million since 2014, primarily due to substantial trade tax revenue, which set a record of EUR 779 million in 2018. However, ordinary expenditure has also increased to EUR 2,445.5 million in total.

Table 18: Development of annual results

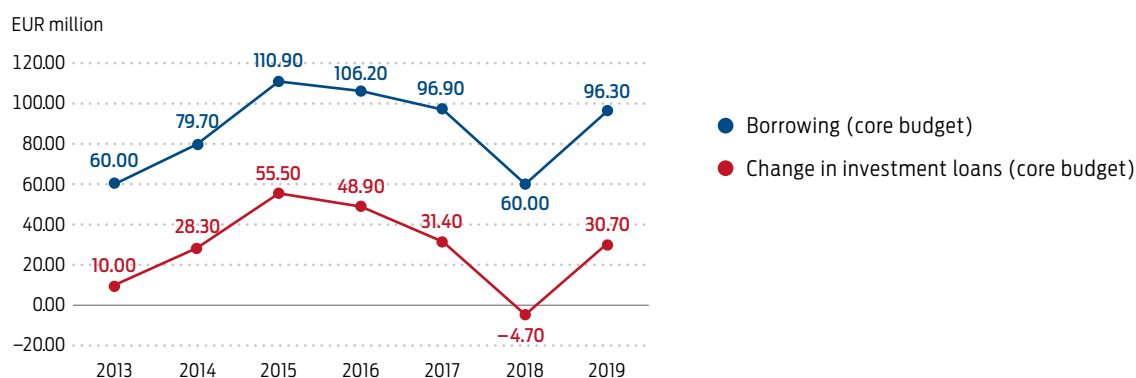
	31/12/2014	31/12/2015	31/12/2016	31/12/2017	31/12/2018	31/12/2019
Income and expenditure	EUR	EUR	EUR	EUR	EUR	EUR
Ordinary income	1,816,293,766	2,018,958,306	2,196,166,596	2,216,789,181	2,404,523,651	2,444,409,468
Ordinary expenditure	1,895,222,685	2,033,446,735	2,188,440,964	2,237,870,104	2,419,660,688	2,445,456,043
Ordinary result	-78,928,919	-14,488,428	7,725,632	-21,080,923	-15,137,037	-1,046,574
Extraordinary result	2,092,159	33,237,748	-2,877,000	9,292,882	15,058,795	5,655,392
Annual result	-76,836,760	18,749,320	4,848,632	-11,788,041	-78,242	4,608,818

Source: City of Hanover, Finance Division

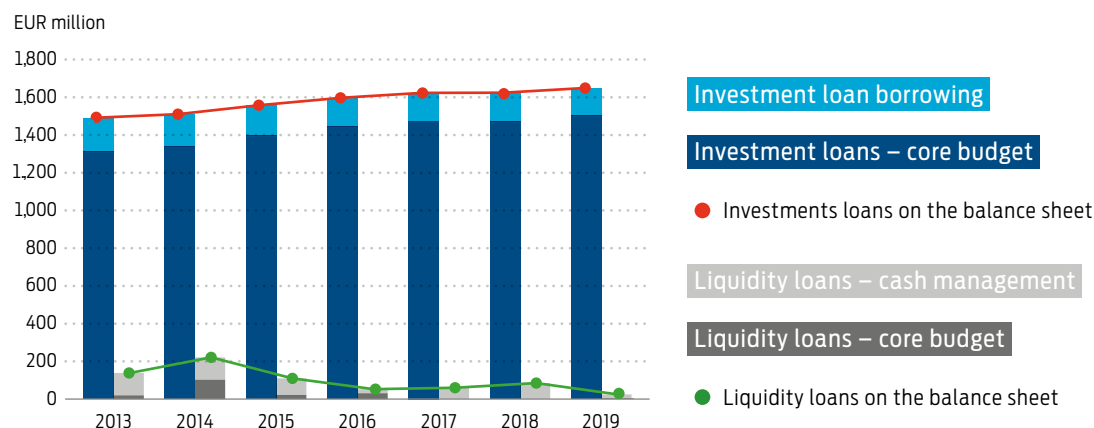
95. Monetary debt and debt service coverage ratio – Development of core budget investment loans on the balance sheet (excluding undertakings under net authority control (net régie) and municipal undertakings) and total investment and liquidity loans in millions of euros, as well as debt service coverage ratio in per cent

The liquidity loans in the core budget, which still stood at EUR 102.4 million in 2014, fell to EUR 4.5 million by 2019. In reporting year 2019, investment loans for core administration in the amount of EUR 96.3 million were taken out.

Figure 31: Development of core budget investment loans on the balance sheet



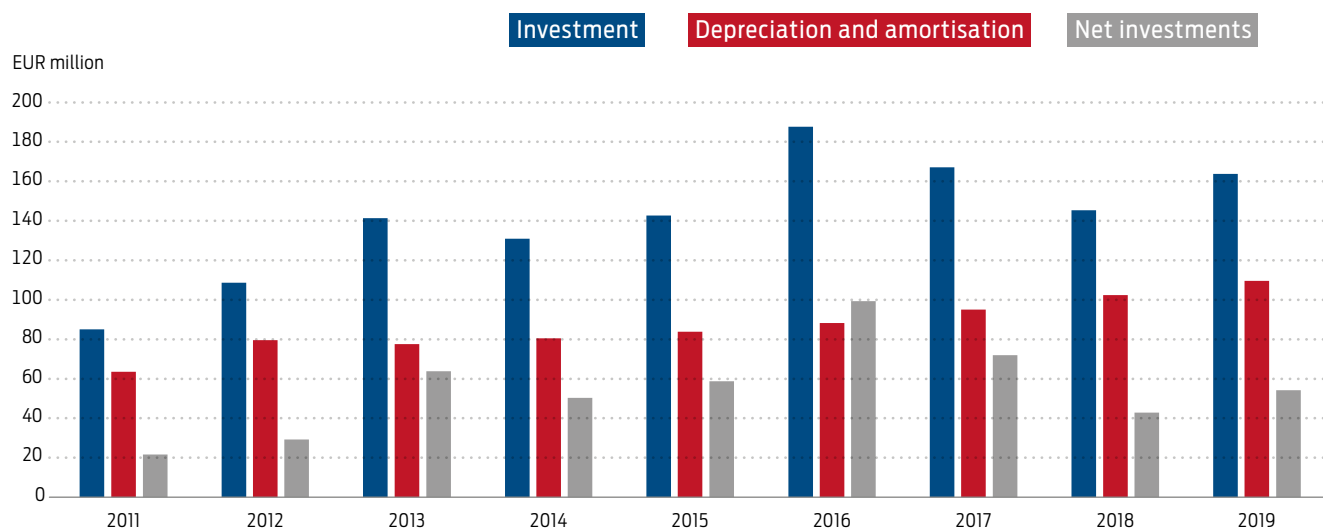
Source: City of Hanover, Finance Division

Figure 32: **Development of monetary debt from liquidity and investment loans**

Source: City of Hanover, Finance Division

96. Municipal net investment – Investments less depreciation and amortisation in millions of euros per year

Investments have increased sharply in recent years and stood at a high level of EUR 163.8 million in total as at the reporting date (31 December 2019). Of that amount, EUR 98.9 million was attributable to construction measures. Investments focused on schools and daycare centres (EUR 56.4 million), roads, street lighting and bus stops (EUR 29.5 million), IT (EUR 10.6 million), accommodation for refugees and homeless persons (EUR 5.2 million), urban renewal (EUR 4.6 million), fire services, domestic security and rescue services (EUR 14.6 million), sports facilities and swimming pools (EUR 2.0 million) and public green spaces (EUR 4.2 million).

Figure 33: **Development of net investments**

Source: City of Hanover, Finance Division

STRATEGIC GOAL 18

PROGRAMMES, PROJECTS AND MEASURES –
A SELECTION

■ “Investment programme 500 plus”

In 2015, the City of Hanover presented an investment memorandum on financing the needs of a growing city and closing the investment gap [209], under which more than EUR 520 million in addition to the regular financial corridors is to be provided to the divisions over a period of ten years. The clear focus of the investment memorandum lies on education (schools and daycare centres). An additional focal point is housing promotion, for which an additional EUR 20 million is provided in the “500 plus programme”. Further investments for sport, swimming pools, culture and administration are also envisaged. The investments are primarily earmarked for obligatory expenditure that will ensure the future viability of the growing city. Any investments earmarked for non-obligatory expenditure are geared towards maintaining the services in question. The priorities were set according to objective criteria only. The projects were selected according to structural criteria (fire protection, road safety, maintenance, preventing further damage, ensuring continued usability) and statutory requirements (fulfilling entitlements to kindergarten places, providing school access following the reintroduction of the nine-year upper secondary school and other measures, ensuring accessibility).

■ Concepts for balancing the municipal budget

In 2014, the ninth concept for balancing the municipal budget was developed with the aim of reducing expenditure and outgoings and thus ensuring the City of Hanover’s economic efficiency in the future. The concepts usually entail a multi-year planning period because some measures require a lead time to take effect. The most recent concept, which was for budget years 2015 to 2018, allowed EUR 91.8 million to be consolidated. Overall, the savings measures taken since 1994 have improved the municipal budget by more than EUR 700 million. For the second time, a double budget was presented for 2019/2020 so that politicians and government can plan on a reliable basis. Adopting a double budget enabled the increase in total expenditure for the 2019/2020 budget to be limited to approximately 2%. At the time of publication (March 2021), the tenth concept for balancing the municipal budget had been submitted to the council of the City of Hanover for adoption.

■ Sustainable financing for sustainable investments –
“Green Bond”

In early 2018, the City of Hanover underscored its long-standing commitment to sustainability by becoming the first German municipality to successfully issue a green promissory note [210]. The “Green & Social Schuldschein” has a term of 30 years to complete repayment and was placed with major insurers and banks at an interest rate of 1.56%. The issue was oversubscribed by a factor of two, making it possible to increase the volume from the originally planned EUR 80 million to EUR 100 million. As the tremendous interest shows, investors appreciate Hanover’s financial solidity and its many activities focusing on social integration and sustainability. The promissory note was issued in accordance with the Sustainability Bond Guidelines as they related to the principles published by the International Capital Market Association (ICMA).

The city’s sustainability strategy and the sustainability benefits of the selected projects have been reviewed by an external rating agency and confirmed in a second-party opinion. According to the rating agency imug, the “green bond” makes a contribution to achieving SDG 1 (End poverty in all its forms everywhere), SDG 7 (Ensure access to affordable, reliable, sustainable and modern energy for all), SDG 11 (Make cities and human settlements inclusive, safe, resilient and sustainable) and SDG 13 (Take urgent action to combat climate change and its impacts). Deep energy retrofits are to take place as part of a project to make the city’s government climate-neutral by 2035. The goal is to efficiently reduce energy consumption and the CO₂ emissions of city properties, such as primary schools, integrated comprehensive schools, upper secondary schools, daycare centres, theatres, museums, fire stations, swimming pools or sports halls. The City of Hanover has pledged to use the funds solely to finance or refinance projects designed to improve its climate footprint (through deep energy retrofits) or for public housing and shelter (accommodation for refugees and homeless persons).



OUTLOOK

The objective of sustainable fiscal policy is to live neither at the expense of future generations nor from the capital amassed by past generations. Budget management practices that secure intergenerational fairness must strike a balance between income and expenditure. Sustainable development focuses mainly on expenditure that is essential to quality of life and a city's future. Kindergartens, daycare centres, housing promotion, accommodation for refugees, welfare payments and digitalisation will continue being the primary causes of rising expenditure in the future.

Future budget safeguard concepts will centre around making "advance investments" against crises such as the pandemic while also making municipalities faster, more flexible and more service-oriented.



STRATEGIC GOAL 19

Strengthen modern, efficient and resident-friendly government

GLOBAL CONTEXT

Good governance is essential to achieving SDG 16 – (...) build effective, accountable and inclusive institutions at all levels. Systems that abide by the rule of law and work transparently, decentralised decision-making structures and resident-friendly governments are a part of that, as are democratic participation by citizens and efforts to combat corruption. States need efficient and transparent administrative structures at all levels so as to ensure their ability to act.



- *Ensure public access to information and protect fundamental freedoms (16.10)*

RELEVANCE FOR MUNICIPALITIES

SDG 11 places municipalities worldwide at the centre of sustainability activities. Through their political bodies and administrative functions, they contribute to the implementation of the SDGs within their sphere of influence. The “good administration” necessary to this end is addressed in SDG 16 without comprehensively focusing on local municipal significance. City governments have the means to “set an example” in their own sphere of influence through a family-friendly approach to their own work, consistent and systematic policies aimed at equality and diversity, sustainable procurement practices and resident-friendly digitalisation. Civic engagement and citizen participation in shaping the city play a fundamental role in a democratic society. Transparency, openness and dialogue form the cornerstone of good administration.


RELATIONSHIP TO HANOVER

The fifth Administration Development Programme (2016 to 2020) [211] outlines the key strategies and milestones for the advancement of the city’s government on its path to becoming a modern, efficient and resident-friendly administrative body. A sixth development programme is in preparation. It forms the basis for the actions taken by the directorates and divisions. The main goals of Hanover’s city administration include attracting suitable staff, fostering employee loyalty and maintaining the performance and employability of its personnel. The further training and qualification of staff is gaining importance in light of demographic trends.

To meet the need for specialists, the city government offers a wide range of recognised training occupations. The City of Hanover sees the diversity of its employees as a strength. Because enhancing that diversity is one of its stated goals, it plans to institute a working environment and structural conditions that enable all employees to work together while enhancing flexibility, to strike a balance between their professional and private lives, to gain qualifications in line with their individual aspirations and to maintain their health.

Gender mainstreaming is an integral part of the administration development measures. For the City of Hanover, as an employer and service provider, diversity comprises the aspects in which people vary in many ways, such as cultural or ethnic identity; social background; age; physical, mental and psychological abilities; sex or the gender and sexual identity of every person. The representatives of the diversity dimensions gender, age, physical ability, ethnicity and sexual identity have been addressing these topics within the individual administrative departments for some time now.

Digital transformation opens up new opportunities in all areas in which municipalities are active. With its opportunities and risks, digital transformation must be shaped in the interests of people and society at large – which includes administrative changes as well. Drafted in 2018, the administration strategy on digitalisation creates a foundation that takes into account the four core areas of infrastructure, municipal services, innovation and professional technical concepts for the provision of public services. The strategy is guided by sustainability, accessibility and data security.



STRATEGIC GOAL 19

SELECTED INDICATORS

97. Employment structure at the City of Hanover's municipal offices – Total number of employees, percentage of employees with a severe disability and number and percentage of employees with a migrant background

Between 2014 and 2019, the number of employees working for the city government increased by 1,457 to 11,601, a rise of 14.4%. The percentage of employees with a migrant background grew from 14.5% in 2018 to 14.9% in 2019. Women accounted for 71% of this group. The percentage of employees with a severe disability stood at 8.5%.

Figure 34: **Development of employment structure at municipal offices**

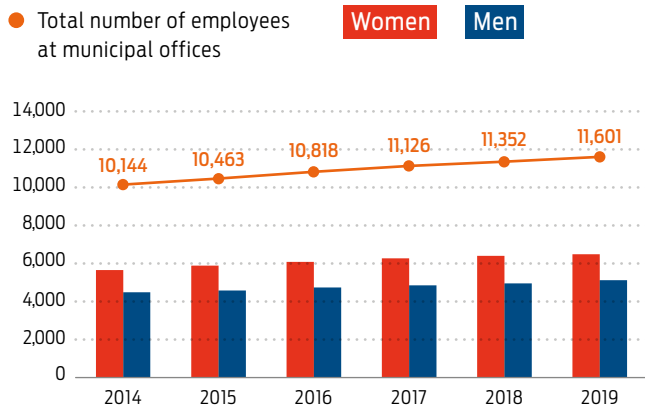
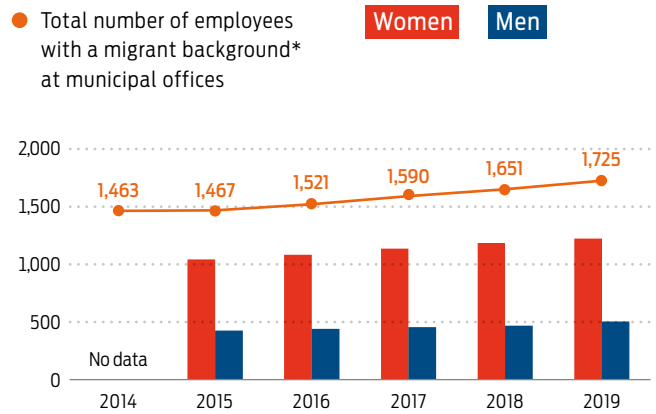


Figure 35: **Development of employees with a migrant background at municipal offices**



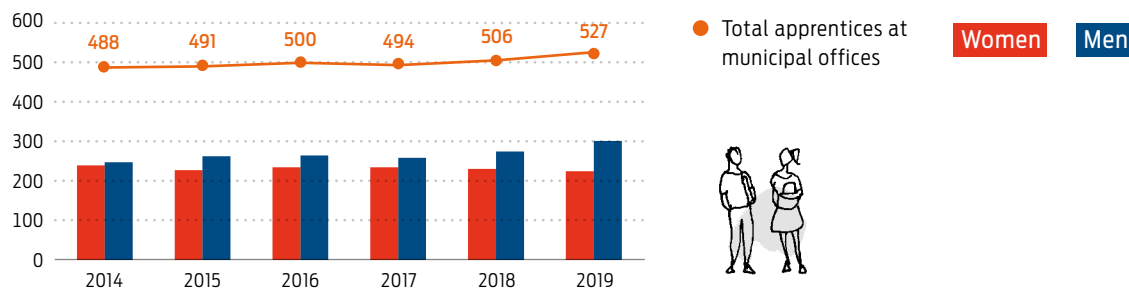
* Migrant background: all City of Hanover employees who either hold foreign citizenship or were born German citizens abroad.

Source: City of Hanover, Human Resources and Organisation Division

98. Vocational training at the City of Hanover's municipal offices – Number of apprentices per training year, number of apprentices with a migrant background and number of apprentices receiving an offer of permanent employment (full-time equivalents)

The city government offers more than 40 vocational training opportunities. The number of apprentices rose by 8.0% to 527 between 2014 and 2019. Around 25% of them have a migrant background. In 2019, 151 apprentices continued to work for the city after completing their training, with 85 receiving an offer of permanent employment.

Figure 36: **Development of apprentice numbers at municipal offices**

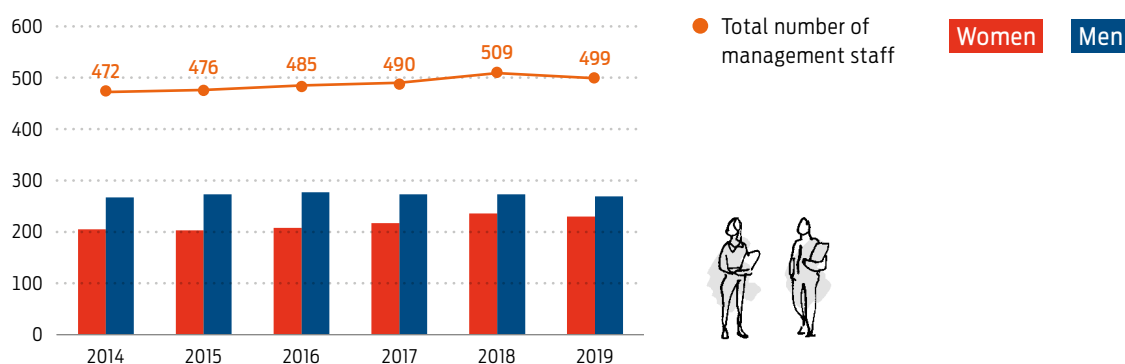


Source: City of Hanover, Human Resources and Organisation Division

99. Women in management positions at the City of Hanover's municipal offices – Number of women in management positions and percentage of women per pay grade (full-time equivalents)

The percentage of management positions held by women climbed from 36.3% in 2008 to 46.2% in 2019. Women accounted for 57.1% of all divisional managers. At 43.3%, women are under-represented at pay grades E11 and A12; at 39.1%, women are significantly under-represented at pay grades E12 and A13.

Figure 37: **Development of the number of women in management positions at municipal offices in Hanover**

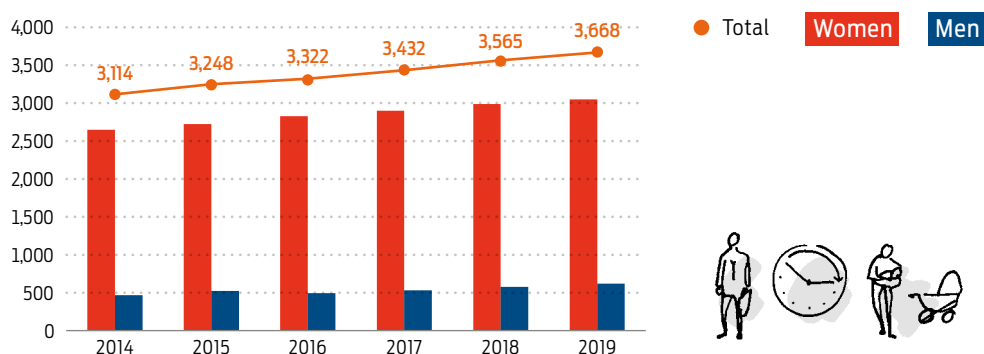


Source: City of Hanover, Human Resources and Organisation Division

100. Parental leave and part-time employment at the City of Hanover's municipal offices – Number of employees working part-time and on parental leave and percentage of men and women working part-time or on parental leave

At the end of 2019, 3,668 employees (32.7%) worked part-time. Women accounted for 83.1% of this group. Only 79 employees in management positions (2.2%) worked part-time. Of those employees, 64 were women, and 15 were men. The number of employees on parental leave stood at 220, of whom 201 were women and 19 were men (8.6%).

Figure 38: **Development of the number of employees on parental leave or working part-time at municipal offices in Hanover**



Source: City of Hanover, Human Resources and Organisation Division

STRATEGIC GOAL 19

PROGRAMMES, PROJECTS AND MEASURES –
A SELECTION■ **“Guidelines for management and cooperation” and “management development programme”**

According to the “guidelines for management and cooperation”, which were drafted as a component of staff development in 1998, “administration, management staff and employees are tasked with the responsibility for the goals of our city’s government”. Cooperation and sharing responsibility, employee participation and communication, openness and fair dealings with one another are the key to success, as guided by the following principles: 1. Resident orientation, 2. Efficient administration, economic efficiency and cost awareness, 3. Employee orientation, 4. Quality orientation.

This mission has led to the creation of 13 guiding principles that act as orientation for management staff and help them lead by example. In the „management development programme“, management staff from all levels of hierarchy receive intensive training to enable them to perform this function in keeping with the guidelines. The guidelines for management and cooperation are scheduled to be updated in a dialogue-based process in 2021.

■ **Staff development that accounts for ageing**

An approach to staff development that takes the natural human ageing process into account focuses on aspects such as attracting and retaining staff. Measures include individualised and systematic training and qualification programmes for specialist career paths, as well as preventive health care events for teams and departments as well as seminars entitled “50 plus – what next?” or “60 plus – staying active and proficient in the next phase of life”. Dedicated qualification procedures for management staff, such as the management development programme, are also available.

■ **Local integration plan**

The 2008 local integration plan [212] defines the steps towards greater intercultural openness, with a focus on intercultural staff and organisational development. Currently undergoing revision, the concept is divided into five key components: firmly establishing migration and integration as a significant cross-cutting issue, continuing intercultural training and education, increasing the number of apprentices with a migrant background, increasing the percentage of employees with a migrant background in highly skilled positions and all specialist functions, and setting up and qualifying interpreter services. The goal is to further

increase the share of employees with a migrant background at all levels of administration. Special events are organised to approach staff with a migrant background. Seven events entitled “embracing qualifications” have been held since 2014, attracting a total of 415 participants.

■ **Vocational training opportunities with the City of Hanover**

A wide range of over 40 different vocational training opportunities covers recognised training occupations in fields such as elder care, swimming pool management, waste-water engineering, systems engineering, electrical repair and maintenance, garden landscaping, forestry, industrial mechanics, media design, surveying, event engineering and public administration, including a cooperative course of study culminating in a bachelor of arts degree in “general administration”. All professions are also offered to young people with severe disabilities, with appropriate support available as needed. Part-time vocational training models have additionally been available since 2005. More than 400 employees at the city’s administrative offices are involved in training apprentices and interns. As a result, the city offered a total of 531 internships in 2019.

■ **Diversity management and networking**

By signing the European Diversity Charter in 2008 [213], the government of the City of Hanover pledged to make diversity a core element of its corporate culture. The dimensions of diversity are age, physical ability, gender, origin, religion and sexual identity. The diversity dimension of “sexual and gender identity” has been part of the work spectrum for more than 15 years. Together with Munich, Hanover was therefore one of the first cities in Germany to recognise work for lesbian, gay, bisexual, transgender and intersexual employees and citizens as part of its mission. Founded in June 2013, the Hanover Diversity Network (HaDi) “Diversity in Business, Politics and Administration” [214] is dedicated solely to the issue of diversity and organises a wide range of events on the topic. HaDi was formed following the successful completion of the project “diversity management in vocational training” and will be continued by the adult education provider VHS Hannover in cooperation with the ALBuM coordination office and the City of Hanover.

■ Work-life balance

Inspired by its dedication to family-friendly human resource policies, the City of Hanover has joined the nationwide “success factor family” network [215]. Measures to support that mission include flexible working hours, telecommuting and sabbaticals. Every administrative job in the city government can generally be done part-time. Vocational training, further training and staff development options are available as part-time options, and the city approves all applications for family leave. Key measures are also: the introduction of lifetime and long-term working time accounts, the further implementation of the “career and care” concept, shift planning that takes work-life balance into account, part-time managerial positions and enabling fathers to play a more active role in their children’s development.

■ Administration strategy on digitalisation

Drafted in 2018, the administration strategy on digitalisation [216] created a foundation for the city government to shape digitalisation and, in doing so, help to make its work more resident-friendly. Digital municipal solutions must always be guided by the common good and sustainability criteria. Digitalisation is a task for the city as a whole. Because implementing the digital transformation is also the responsibility of the specialised directorates, all of them have appointed digital scouts. Moreover, centralised functions to be performed by a digitalisation officer and an officer for digital infrastructure have been created within the city government. The appointed task force and the newly created directorate for human resources, digitalisation and legal affairs play a particularly important role against the backdrop of digital services.

The importance of efforts to expand efficient and high-performing Wi-Fi and broadband coverage even outside of commercial and residential areas is particularly apparent at schools. Digital educational offerings cannot be successfully set up and provided without first meeting the minimum requirements in terms of connectivity and equipment. As a result, the City and Region of Hanover have compiled an overview of the current condition of all school locations and performed market research on the future plans of the providers with the aim of ensuring fast and reliable internet service through expansion efforts spearheaded internally and by publicly funded third parties at all locations, all while equipping pupils and teachers with mobile devices.

The Online Access Act [217] requires public authorities to provide general digital access to administrative services by the end of 2022. In terms of municipal services, the “digital city hall” for basic and fast services plays a central role in making it possible to provide the citizens of Hanover

with services and information online, in real time, while conserving resources. The introduction of a standardised service account by the German states and the provision of a standardised platform form the foundation for sustainable solutions. Innovation strategies play a major role in reflecting the change process in the city government and in society. The introduction of internal digital scouts, the support of the Digital Hanover network and the creation of a dedicated space for creativity and innovation are helping the city to rise to the challenges associated with developing in-house expertise, making use of relevant networks and improving both the culture of innovation and error culture. At the highest level of leadership, the directorate in charge of human resources has been expanded to cover a variety of new tasks, including the digitalisation of municipal services, and become an agile organisational unit through the establishment of a task force.

The concepts themselves also focus on transport and mobility. The “HannoVerKehr” concept for intelligent traffic and parking management is currently in implementation, supported by initiatives such as “urban logistics” and digital analysis tools developed within this framework to reduce emissions and traffic. Digital support options are also being tested and implemented in all other fields of action, such as independent living with the support of community volunteer networks and smart solutions for homes.

OUTLOOK

Constantly changing overall conditions, such as budget safeguard programmes, a growing city and demographic change, are also having an influence on administration development programmes. The result is challenges related to a shortage of specialists, an ageing society and the increasing digitalisation of work and services. Measures to maintain and raise the percentage of women in leadership positions remain necessary in order to prevent a reversal of gender equality efforts. Plans are also in place to develop a diversity concept for the City of Hanover that accepts and appreciates the differences among its employees. At the same time, citizen expectations in terms of flexible, creative, participation-oriented and sustainable governance are on the rise. All of these factors are to be taken into consideration in the pending update of the 2020 Administration Development Programme. The plans include the introduction of “agile working” and approaches to make the city’s government more flexible.



STRATEGIC GOAL 20

Establish sustainability as broadly as possible, strengthen participation at all levels

GLOBAL CONTEXT

The 196 countries signing the United Nations' "2030 Agenda for Sustainable Development" [218] have pledged to implement the 17 Sustainable Development Goals (SDGs) at all levels and report regularly on their progress. A new aspect is that the SDGs are aligned with human rights, are formulated with the participation of civil society and are universally applicable. Implementation is focused equally on the "countries of the Global North" and the "countries of the Global South". The following five guiding principles have also been drawn up:

1. Place human dignity at the centre of our actions
2. Protect the planet
3. Promote prosperity for all
4. Promote peace
5. Build global partnerships

The countries undertake to implement the SDGs at all levels and to regularly report on their actions. For the first time, goal achievement is to be measured using 230 indicators and various monitoring instruments, i. e. according to a system that applies to all UN member states.

SDG 11 – Make cities and human settlements inclusive, safe, resilient and sustainable – explicitly regards municipalities as the engine of sustainability activities. In January 2017, the German federal government accordingly adopted the "German Sustainable Development Strategy" [206], which acts as a strategic guiding framework for the "2030 Agenda for Sustainable Development". The "2018 Peer Review on the German Sustainable Development Strategy" conducted on behalf of the German federal government concludes that key elements of sustainable development are deeply rooted in German society and in its political system. Still, "there remains a lot to be done to build a fully effective German pathway towards sustainability". [26] A draft version of the "German Sustainable Development Strategy 2021" is currently available [219].

Enhance policy coherence for sustainable development (17.14)

RELEVANCE FOR MUNICIPALITIES

In his remarks to the High-level Delegation of Mayors and Regional Authorities in New York on 23 April 2012, UN Secretary-General Ban Ki-moon said: “Our struggle for global sustainability will be won or lost in cities” [220]. Shaping cities with sustainability in mind is the responsibility of municipal governments. The development of a sustainability management system is designed to support the definition of a coherent, consistent sustainability strategy for the wide range of municipal areas of action. To support municipalities in their work, the Bertelsmann Stiftung and its additional partners have drawn up a catalogue of indicators entitled “SDG Indicators for Municipalities” as part of its “Monitor Sustainable Municipality” project [221]. This “indicator toolbox”, proposed by the Executive Board of the Association of German Cities [222], is based on the SDGs but offers municipalities certain freedoms to define their own priorities in line with the overall conditions they face. However, the “German Sustainable Development Strategy” will need to assign greater importance to municipalities [206] in order to make the development and implementation of sustainability strategies within municipalities a success. A stronger communication strategy – along with financial support and human resources from the federal government, cohesive funding opportunities and the necessary legal framework – will also be of the essence.

RELATIONSHIP TO HANOVER

Establishing sustainability across all disciplines has been an ongoing process in the City of Hanover for 25 years. In 1995, the council of the City of Hanover adopted a local Agenda 21 in dialogue with citizens, local organisations and the business community. The City of Hanover’s “Agenda 21 Office” was entrusted in 1996 with implementing the council’s decision. Initial models and guidelines for sustainable urban development were drawn up in the final report (1998) [223], with sustainability being included in the City of Hanover’s mission statement at the time – as the responsibility of a municipality that “sees the bigger picture”.

The cross-cutting issue of sustainability, with five focal points, was included in the council resolution on the “My Hanover 2030” integrated city development plan in May 2016. That same year, the City of Hanover’s council signed the “2030 Agenda for Sustainable Development: Shaping Sustainability at Municipal Level” resolution, in which it pledges to “use the potential it has in order to provide specific support for sustainable development and to make its own actions more visible inside and outside its boundaries. It will drive this forward in a broad alliance with local actors and citizens.”

The Agenda 21 and Sustainability Office is in charge of coordinating topics related to sustainable development. Its goals include:

- supporting efforts to firmly establish sustainability as a cross-cutting administrative task,
- developing sustainability strategies and pillars,
- promoting sustainable lifestyles within urban society,
- supporting sustainability actors and efforts to foster exchange in networks,
- sharing knowledge and enabling people to influence outcomes as part of education for sustainable development and
- strengthening municipal development cooperation through practical projects.

Because sustainability has an impact on nearly all aspects of life, there is no way to simply “order” it from above. It lives from the active involvement of the people who work in administration; businesses and business associations; educational establishments; initiatives and organisations focusing on environmental, social and development policy; sports clubs; religious institutions; artists; community volunteers and people in neighbourhoods. The German Sustainability Award [224] in the category “Germany’s Most Sustainable Major City 2018” is testament to Hanover’s sustainability strategy. It is both motivation and an obligation to continue down this path.



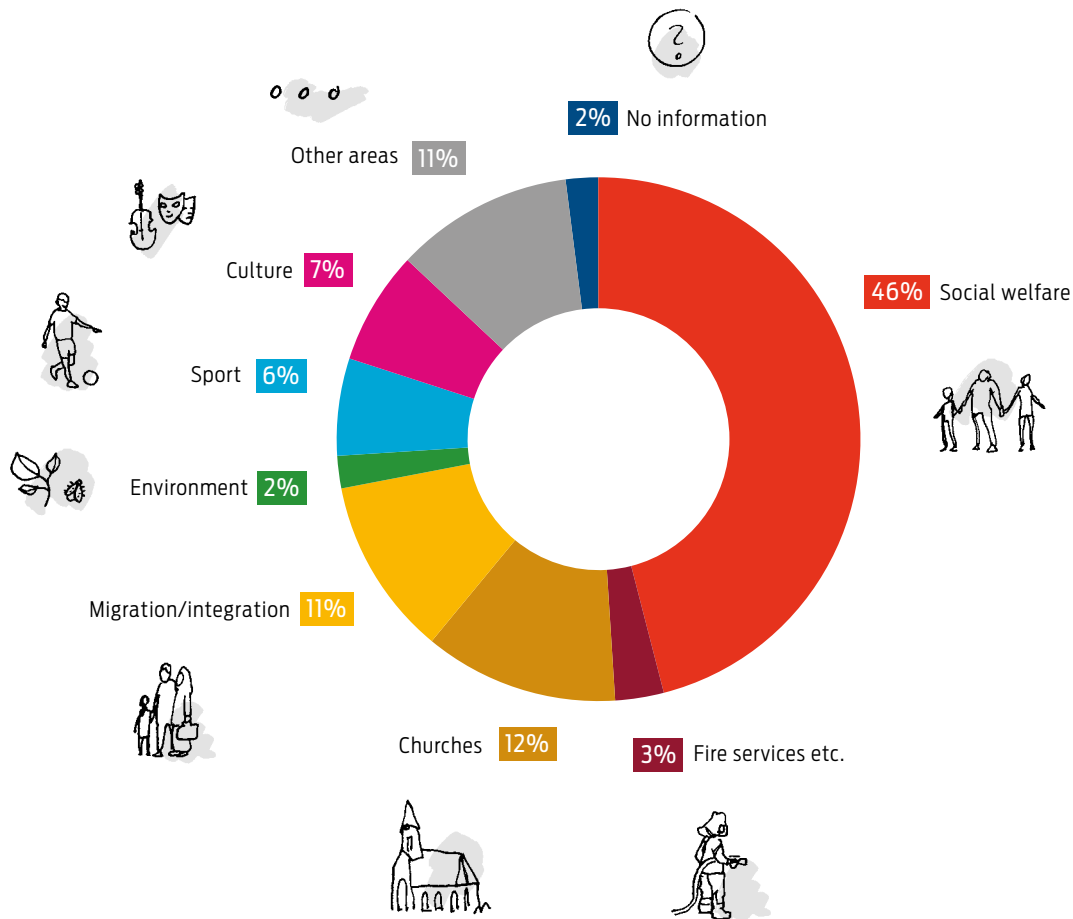
STRATEGIC GOAL 20

SELECTED INDICATORS

105. Civic engagement – Number of volunteer discount cards issued for outstanding volunteer commitment; areas of activity and age groups; amount of funding for volunteers granted from the “fund for promoting forms of recognition of civic engagement”

In its year of introduction, 2010, 718 volunteer discount cards were issued. By late 2019, that figure had risen to 1,949. The highest percentage of cardholders are active in social welfare organisations (46%), at churches (12%) and in helping migrants (11%). Volunteering for culture (7.5%), sport (6%), fire services (3%) and environmental protection (2%) is somewhat less common.

Figure 39: **Distribution of volunteer discount cards by cardholder areas of activity from 2010 to 2019**



Source: City of Hanover, Social Affairs Division

Table 19: **City of Hanover fund for promoting forms of recognition of civic engagement**

Year	Approved applications and benefiting organisations in total	Benefiting volunteers in total	Funding accessed (EUR)	Funding available in total (EUR)
2010	94	4,041	59,540	65,000
2011	119	4,378	65,943	65,000
2012	119	3,563	65,157	65,000
2013	135	4,465	66,345	65,000
2014	144	4,725	64,982	65,000
2015	136	5,330	64,662	65,000
2016	141	5,698	74,983	80,000
2017	141	5,583	71,739	80,000
2018	142	4,897	71,856	80,000
2019*	174	6,701	88,200	81,200

* 2019 updated in line with publication no. 0319/2020 N1 – Fund for promoting forms of recognition of civic engagement

Source: City of Hanover, Social Affairs Division

106. Sustainable procurement and fair trade –

Qualitative description

According to an OECD study from October 2019, the public sector in Germany procures goods and services amounting to around 15% of GDP, or EUR 500 billion, every year [225]. Municipalities play a special role in public procurement. As a large-scale consumer, the public sector has significant market power that it can use to demand environmental policy objectives or fair working conditions. A strategic concept for sustainable procurement can help municipalities on their path to becoming sustainable municipalities (SDG 11). Since the mid-1980s, the City of Hanover's council has repeatedly resolved to stop procuring certain products. These resolutions include “dispensing with nuclear power” (1987), “dispensing with PVC” (1987), “dispensing with

CFCs” (1989) and “dispensing with tropical timber” (1989). These efforts have been continued in resolutions on the procurement of sustainable products and implemented in general directives on issues such as “use of recycled paper” (2003), “taking active steps to counter child labour” (2004) and “procurement of vehicles with environmentally friendly engines” (2005). The 2005 general directive on municipal environmental impact assessment is designed to help improve the environmental quality of products, processes and procedures in city government administration while ensuring consistent economic efficiency.

107. Partnerships with countries of the Global

South – Qualitative description

The consequences of climate change – alongside other global trends, such as digitalisation, globalisation, population growth and rising resource consumption – affect every country on earth. Beside war, terror and persecution, climate change is already one of the main reasons for people to flee their homes. Such developments increase the importance of development cooperation. Sharing practical knowledge to find common solutions that can be implemented directly on the ground is one of the most important tasks. The “Hannover – International City” action plan names “Involvement in community-level development cooperation” as one future area of action.

According to the action plan, such partnerships are associated with “particular challenges with regard to aspects such as their cross-directorate and cross-divisional dimension, the necessary human and financial resources, the necessary expertise and the specific benefits of collaboration”.

The City of Hanover has so far pursued various approaches and projects rather than a coordinated implementation strategy for municipal development cooperation. The experiences from the municipal cooperation project with the city of Blantyre (see below) are to serve as a basis for the development of internal guidelines and specific areas of action.

108. Impact-oriented sustainability management – Qualitative description

Municipal sustainability management entails overlapping processes, measures and instruments that are dependent on one another and support municipal authorities and policymakers in guiding the sustainable development of a city and including urban society in structural matters. The tools of sustainability management are diverse, ranging from individual strategies and master plans, indicator-based sustainability reporting, sustainability impact assessments of council proposals and regular sustainability conferences to sustainable procurement, participation processes for citizens and establishing a link between comprehensive integrated sustainability management and the double-entry bookkeeping system for the public sector.

Establishing sustainability management has been included in the work programme for the “My Hanover 2030” city development concept. According to a study by the Bertelsmann Stiftung on impact-oriented sustainability management in municipalities from October 2020 [226], the development of impact-oriented sustainability management is a cyclical process that can be described in five steps. The process is based on the model developed by ICLEI – Local Governments for Sustainability [227].

The first step involves taking stock, ideally in the form of a sustainability report. The report provides the objective foundation for discussions revolving around models, strategic goals and action plans based on data and both quantitative and qualitative indicators, as well as reports on activities within the scope of programs, projects and measures. It provides a brief overview of the status quo and assesses developments with regard to sustainability relevance. Hanover took this step with its first “Sustainability Report 2020” and with this Voluntary Local Review 2020.

According to the position paper “In our hands – strategic cornerstones for sustainable development in municipalities”, the mayors involved in the “Sustainable City” dialogue see “visible and stable structures and processes in public authorities” as being essential in order “to permanently embed the issue in our municipalities”. It goes on to state that “sustainability is a top-level issue because it calls for clear decisions regarding sustainability goals and when conflicts arise between equally important targets or regarding the setting of priorities”. [228]

Figure 40: **Impact-oriented sustainability management in municipalities: steps, supplementary elements and tools**



Source: ICLEI, 2018, from the guidelines on impact-oriented sustainability management in municipalities (translated)

STRATEGIC GOAL 20

PROGRAMMES, PROJECTS AND MEASURES –
A SELECTION■ **Civic engagement and funding**

The City of Hanover aims to encourage a wide range of civic engagement and ensure continuity through favourable funding conditions. The aim is to find solutions for specific target groups and areas of involvement that secure civic engagement at the level of the overall city and in individual neighbourhoods. Policymakers, administrative bodies, charitable organisations, institutions, businesses and citizens are to be made aware of the (funding) needs associated with civic engagement. The appropriate necessary incentives and measures are also to be created. Part of the City of Hanover's established culture of honouring civic engagement is a fund [229] that enables associations, initiatives, institutions or projects to apply for funding that serves to encourage forms of recognition for civic engagement and is earmarked solely for the volunteers themselves.

■ **“Voluntarism in Hanover” –
civic engagement network**

The “civic engagement network” [230] brings together various organisations, initiatives, associations, federations, providers, institutions, areas of public administration and companies that would like to strengthen voluntarism in Hanover. The network includes some 75 partners, with a board consisting of representatives from the “City of Hanover civic engagement promotion office”, the Hanover volunteering centre, AWO Region Hannover, Diakonisches Werk Hannover, KIBIS and GEMiDe. Guided by their mission to support “voluntarism in Hanover”, the network partners pool their expertise in a variety of ways and work together to launch measures and projects that strengthen civic engagement, including a networking event to promote volunteering opportunities [231] that was attended by a total of 85 non-profit organisations and 5,000 visitors

in 2019. The event entitled “Hanover marketplace” [232] brings together representatives of non-profit organisations with representatives of local businesses to exchange services free of charge and promote charitable projects for our city and society. In a speed-dating-like setting, the organisations present projects for which they need the support of companies, craft enterprises or service providers for labour, spaces, mentoring, advice, donations in kind and much more. In return, the businesses benefit from the services of the organisations. A total of 32 companies and 34 non-profit organisations took part in 2019.

■ **Neighbourhood management and
community-building**

The aim of neighbourhood management [233] is to involve residents in the development of their neighbourhood, connect them and work with them to develop ideas and projects. In addition, a neighbourhood management programme for “non-assisted areas” that are considered “areas with special need for social action” has been developed in cooperation with the housing company hanova. Such areas include Linden-Süd, Vahrenheide, Roderbruch (Groß-Buchholz) and Hinrichsring (List). The community-building teams [234] in Mittelfeld, Vahrenheide, Bemeroode, Sahlkamp and Hinrichsring are a point of contact in their respective neighbourhoods and organise neighbourhood projects while providing mediation and a network in order to promote participation. The “neighbourhood meeting centres” are places where mutual support and help are offered to strengthen a sense of community within the neighbourhoods.

■ **Guidelines for participation**

Building on the experiences gained in a variety of participation processes and the “My Hanover 2030” city development dialogue [235], the City of Hanover aims to cement, expand and further professionalise citizen participation [236] while also developing a concept for internal participation. The positive insights into informal participation processes have been expanded on in the participation guidelines (2018) in order to cement the involvement of citizens. The guidelines are intended as a voluntary obligation on the part of the city's government and as a tool for assessing the government's work with regard to democratic participation. The evaluation of “My Hanover 2030” has also shown that stronger decentralisation is necessary in order to strengthen involvement in participation processes on the ground and

based on specific projects with high potential for identification. Participation models should therefore be geared towards target groups and strengthened in the neighbourhoods through specific measures where possible. To support this aim, a coordination unit for citizen participation has been set up under the current structures. As a first step, a process for the development of recommendations for implementation at district level was initiated in 2018.

■ **General directive on the use of recycled paper (ADA 10/40)**

The environmental problems caused by paper production and the constantly rising consumption of paper take on different forms, such as deforestation, consumption of fresh water and energy, waste-water pollution and disposal problems. Social problems, such as the loss of habitats or poor working conditions in countries in which the imported wood originates, may also play a role. The recycling of materials and the circular economy help to mitigate such problems. As a result, ADA 10/40 [237] requires the use of recycled paper bearing the “Blue Angel” seal (RAL-UZ 14a) or a comparable ecolabel in the City of Hanover for routine processes, the printing of City of Hanover publications and finished goods for offices and schools. Recycled paper is to be sourced within the scope of existing master agreements for recycled paper by way of the central product catalogue, the central purchasing system (lean catalogue) or the in-house print shop. Approximately 26.5 million sheets of recycled paper were purchased in 2019, illustrating that the high paper consumption of administrative offices is also a problem.

■ **Palm oil project**

Palm oil can be found in many everyday products, including biodiesel, food, animal feed, personal care products, detergents and cosmetics, as well as chemical and pharmaceutical products. The cultivation of sustainably certified palm oil has the potential to support a new approach to land use in tropical regions and prevent the further spread of slash-and-burn agriculture. As a result, the central procurement department has partnered with Environmental Action Germany for the “responsible palm oil!” project [238], which aims to focus on sustainable palm oil in hand-cleaning products and detergents. The Agenda 21 and Sustainability Office supports the project by providing education and information within the city government and to outside parties.

■ **Resolution on fair procurement and evaluation**

In 2005, the City of Hanover’s council passed a resolution banning the procurement of goods manufactured using exploitative child labour. The council reaffirmed this commitment in 2009 by signing the Millennium Development

Goals declaration of the Association of German Cities’ member municipalities [239]. At the same time, the city government was called upon to review potential ways of using fair trade products in administration, at municipal events, at schools and kindergartens, and elsewhere. The obligation to present an implementation concept was met by releasing a publication on “the use of fair trade products made without exploitative child labour within the city government” [240]. Additional state-specific contracting rules on fair procurement entered into force in 2014 with the Lower Saxony Collective Agreement Compliance and Contracting Act and in 2015 with the Lower Saxony Core Labour Standard Regulation (NKernVO) [241].

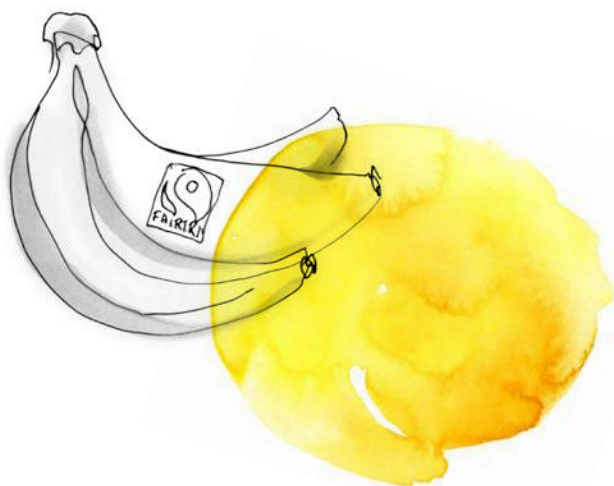
The City of Hanover has evaluated and reviewed compliance with fair procurement guidelines regularly at two-year intervals since 2017 [242]. The evaluation pays particular attention to those products that are specifically mentioned in the NKernVO as product groups to be procured in compliance with the core labour standards of the International Labour Organization (ILO): coffee, tea and cocoa products; food from the Global South; cut flowers and potted plants; toys and athletic balls; natural stone; and work clothes and textiles.

■ **Education and advice on socially sustainable procurement and fair trade**

The Agenda 21 and Sustainability Office is responsible for public relations and providing advice on fair procurement [243] in close cooperation with the central procurement department. Efforts to provide information within the city government play an important role. It also coordinates a wide variety of activities related to fair trade [244] and provides training as part of its mandate to offer training for sustainable development:

- fair procurement recommendations with information on legal provisions, credible fair trade labels and sources of information
- conferences and training on fair procurement in cooperation with organisations such as Verband Entwicklungspolitik Niedersachsen (VEN) – a Lower Saxony network of development policy stakeholders – and FEMNET e. V.
- information events on fair procurement at staff meetings and elsewhere
- “get fair” shopping guide with over 200 addresses of businesses with fair products, options for socially responsible consumption and background information on fair trade labels
- campaigns and events with partners from urban society to mark World Fair Trade Day and Fair Week
- support for the ten schools certified by TransFair e. V. (Fairtrade Deutschland) as Fairtrade Schools in Hanover

- development of the “our school trades fair” programme, which addressed topics such as global justice and fair trade using products such as cocoa, chocolate, cotton, clothing and water, as well as the one world school check for schoolchildren



- Fair Week: As part of Hanover’s Fair Week [245], a network of partners organises various events on fair trade, global justice and fair working conditions every year, including presentations and discussions, excursions to import organisations, cooking workshops, promotional sales campaigns at retail stores and events with guests from the partner city of Blantyre, Malawi, with insights into the situation there. The highlight every year is a central event in the city centre where the organisations, fair trade shops, schools, retailers and the city government join together to present their commitment to fair trade.
- “our school trades fair”: As part of the “our school trades fair” programme [246], schools receive a variety of educational materials on topics such as global justice and fair trade that are linked with products such as cocoa, chocolate, cotton or textiles. In addition, schoolchildren can use the one world school check to see what kind of fair products their school uses and offer ideas for fair procurement. The Agenda 21 and Sustainability Office also advises and supports schools in applying for Fairtrade School certification. Today there are ten Fairtrade Schools in Hanover. One of them is the vocational school for commerce, which receives support within the scope of its partnership with the first Fairtrade School in India, Vidyashilp Academy in Bangalore.
- ten years as a “Fairtrade Town”: The City of Hanover celebrated ten years of being a “Fairtrade Town” in 2020

[247]. Since 2015, ten schools in the City of Hanover have been named Fairtrade Schools as part of a Fairtrade Deutschland campaign entitled “Fairtrade Schools in the City of Hanover”.

■ Hanover in the Climate Alliance

Since 1992, the City of Hanover has been a founding member of the Climate Alliance of European cities with the indigenous peoples of the rainforests (Alianza del Clima e. V.), the largest European network for climate protection. For 30 years, the member municipalities of the Climate Alliance have been working as partners with indigenous peoples of the rainforests to fight for the global climate. The City of Hanover has pledged to reduce emissions that are harmful to the climate and support indigenous peoples in preserving the rainforest. Within this framework, the city frequently invites representatives of indigenous tribes to Hanover, spearheads art campaigns at schools and organises events on “buen vivir”, or “the good life”, to start discussions at schools and in society at large on the situation of the people in the Amazon River basin.

■ Partnership between Hanover and Blantyre

Acting on a proposal by Dr Lore Henkel, a former council member and the founder of the organisation “Freundeskreis Zentral- und Ostafrika e. V.”, the City of Hanover’s council unanimously approved a city partnership with Blantyre in 1968. To this day, this city partnership continues to inspire personal exchange and a wide range of projects for municipal development cooperation. In a joint memorandum signed by the cities on 23 June 2018 to mark 50 years of partnership, both reaffirmed “(their) promise to further encourage exchange ... particularly the municipal development partnership in line with the goals of the 2030 Agenda”. In 2019, for example, the cultural office, which coordinates the city partnership, organised a dialogue on waste management and waste-water treatment with experts from the City of Hanover, the municipal waste management company (Zweckverband Abfallwirtschaft Region Hannover – aha), Leibniz University’s Institute for Sanitary Engineering and Waste Management (ISAH) and specialists from the city of Blantyre. The dialogue was financed by the “Fund for Small-Scale Municipal Development Cooperation Projects” set up by the Service Agency Communities in One World.

■ Freundeskreis Malawi e. V.

“Freundeskreis Malawi und Städtepartnerschaft Hannover-Blantyre e. V.” [248] promotes the partnership between the City of Hanover and Blantyre, Malawi. Cultural exchange encourages amicable relations between the people of Malawi and the people of Germany. At the same time, the organisation is dedicated to improving living conditions

on the ground through specific projects (related to causes such as education, equal rights for girls and young women, clean drinking water through the construction of water kiosks, measures for climate protection and urban farming), helps volunteers find opportunities in Blantyre/Limbe, supports the school partnership between the Jaracanda School (JS) and the integrated comprehensive school in Hanover-List and cooperates with the aware&fair school club in Blantyre.

■ Solidarity in the coronavirus pandemic and in climate protection


The City of Hanover supports its partner city Blantyre, Malawi, when it comes to measures to protect against the spread of coronavirus. They also work together on projects related to climate protection and clean drinking water. To this end, the City of Hanover has joined forces with Blantyre to develop two projects and acquire a total of EUR 245,000 in funding from the Federal Ministry for Economic Cooperation and Development's "Partnership Projects for Sustainable Local Development" (Nakopa) programme. In the first half of 2021, particularly at-risk medical workers (at hospitals and laboratories) and undertakers in Blantyre received personal protective equipment (PPE) to help prevent the further spread of infection at medical facilities. City staff were also offered extensive training and educational seminars on dealing with the pandemic. Moreover, corresponding procurement measures were taken to enable the local production of approximately 150,000 cloth face masks that were provided to particularly at-risk segments of the population (such as vulnerable groups or low-income households) for use in their everyday lives. The project is financed entirely from the "municipal coronavirus solidarity package" special funding programme. The International Unit of the Mayor's Office was in charge of the project and received support from the City of Hanover's cultural office.

"Sustainable development through climate change mitigation measures and education – planting trees and building wells" is a three-year project spearheaded by the Agenda 21 and Sustainability Office with the support of the cultural office. The aim of the project is to plant trees and maintain and construct 12 wells at 40 public primary schools in the partner city. The planting of 6,000 fruit trees at schools will support climate change mitigation and act as an additional source of nutrition for pupils. Working wells will help to make sure that teachers and pupils have safe access to drinking water while also improving hygiene at the schools and keeping the trees watered. The campaign is accompanied in Blantyre by workshops and educational measures on topics such as climate protection, resource conservation, waste, health and general environmental

issues. The goal is to support schoolchildren, educators and parents in embedding such topics more firmly at school and in their everyday lives [249].

OUTLOOK

Current sociopolitical and social developments – such as digitalisation, migration, divisive social issues or geographical segregation – present civic engagement and participation with new challenges. Participation requires structural conditions and both financial and human resources. Through its coordination unit for participation, the City of Hanover aims to cement and further professionalise citizen participation. Public sector procurement gives municipalities a unique opportunity to constructively demand environmental policy objectives and fair working conditions in their role as large-scale consumers. In some product areas, the City of Hanover has come a long way in its mission to embrace sustainable procurement practices. In others, however, there is still room for improvement. As a result, further concerted efforts are necessary to achieve a sustainable, fair, environmentally friendly and climate-friendly approach to procurement. Municipal sustainability management is taking on an ever greater role in the successful implementation of global and local sustainability goals. The City of Hanover has already established important elements of its work towards these goals, such as the "My Hanover 2030" city development concept as an overall strategy, an indicator-based system of goals and comprehensive sustainability reporting activities. The task at hand is to link these instruments step by step and further build on them as management tools.



OUTLOOK

Framework for successful sustainability activities

“Looking to tomorrow requires a way of thinking which brings together departmental responsibilities vis-à-vis the environment, society, the economy, and culture in a single future-proof vision. Our aim is to develop programmes using an interdisciplinary and interdepartmental approach based on professional dialogue and driven by the overall concept of sustainability.” [250]

MUNICIPALITIES AS DRIVERS OF TRANSFORMATION

Municipalities are considered to play a key role in the implementation of sustainability goals and strategies at regional, national and international level. This requires everyone to work together. However, the sustainability goals agreed by politicians on biodiversity, climate change mitigation, mobility and social justice can only be achieved with strong municipal contributions [251].

The idea that municipalities are important drivers of transformation processes also features prominently in the “Sustainable City” dialogue between the mayors of some 30 German cities, including Hanover. According to the German Sustainability Award Foundation, municipal sustainability increasingly includes the global responsibility promoted by the Sustainable Development Goals (SDGs). When naming the City of Hanover “Germany’s Most Sustainable Major City 2018”, the Foundation explicitly praised the fact that “municipalities understand that sustainability is the only sensible solution to challenges such as structural change, migration or the consequences of climate change and pursue corresponding strategies”. [252]

SYSTEMATICALLY IMPROVING THE FRAMEWORK

Such analyses, expectations and praise encourage and motivate municipalities like the City of Hanover, which has been pursuing the goal of sustainability for around 25 years. But they should not obscure the fact that the legal and financial framework often does not enable municipalities to realise their full potential. The German Council for Sustainable Development therefore calls on the federal government and the federal states “to systematically improve the framework for successful sustainability activities by municipalities”. [253] The federal government and the federal states should expand municipal policymakers’ scope of action to allow new approaches to be tested using opening or experimental clauses in model projects, such as those that support the turnaround in local mobility.

Hanover will continue on its “path to sustainability”. This indicator-based VLR 2020, which covers the entire City of Hanover, shows how complex this task already is, and the challenges are mounting: adapting to climate change, protecting plant and animal species, reducing land use, enabling the turnaround in mobility, ensuring sufficient

and affordable housing, fighting poverty, creating inclusive and age-friendly neighbourhoods and building resilient economic structures, to name just a few. The pandemic is also exacerbating existing problems, which will continue to demand a lot from us in the coming years – especially financially. This underlines the growing importance of “investing in and for the future” in order to remain true to the original meaning of sustainability.

COLLECTIVE SUSTAINABILITY EFFORT BEARS FRUIT

How “profitable” earlier investments in the future (both monetary and non-monetary) are today can be seen from the “fruits” that the collective sustainability effort in Hanover is already bearing:

Hanover’s green and open spaces are already of a high quality and are continuously being enhanced. Air quality has improved significantly, water quality has increased and the volume of waste has fallen.

CO₂ emissions per person decreased by almost a quarter by 2015 compared with 1990, due partly to “environmental standards for construction”, advice on designing low-energy and passive houses, energy-saving programmes in schools and daycare centres and other factors. The City of Hanover has developed an adaptation strategy to mitigate the consequences of climate change, and its “climate adaptation map” is the basis for all climate-related construction and urban development planning. The network of cycling routes is an important step in encouraging greater bicycle use; e-mobility is gaining momentum due to the expansion of charging infrastructure.

The economic upturn in the past ten years has brought the City of Hanover substantial trade tax revenue. Hanover is in an economically strong position thanks to the support it gives to the local economy and its network structures. The city’s businesses contribute to achieving a “climate-neutral city” with the “ECOPROFIT” and “climate alliance” programmes. The City of Hanover was the first municipality in Germany to issue a green promissory note (“Green & Social Schuldschein”). An increasing number of schools and daycare centres are being renovated and built due to the “investment programme 500 plus”. Lower Saxony’s current largest residential construction project is under way in the south of Kronsberg.

The city is successfully pursuing the “Hanover strategy”, a project aimed at ensuring that children can participate in society regardless of their financial circumstances. Age-friendly district development provides the growing population over 60 with more opportunities to continue living independently for as long as possible in the envi-

ronment they know best. Representative surveys, family conferences, specialist forums, family dialogues and family monitoring reports promote greater communication about the needs and wishes of families. The desire to create a youth-friendly municipality is just as important as the topics of “lifelong learning”, education on democracy and a remembrance culture. With its new integration plan WIR 2.0, the City of Hanover is showing how integration and participation can succeed as tasks for society as a whole.

The “ahead to the future” culture development plan is providing a major boost to culture and cultural sustainability. Hanover’s participation in international networks such as “City of Music” and its numerous partnerships with cities around the world also bring sustainability to life. Neighbourhood culture, which is embodied by 24 cultural institutions, makes a huge contribution to cultural education for people of all age groups, regardless of their origin, level of education or financial means.

Through its staff development, the city government should set an example when it comes to the proportion of women in management positions, equality and diversity, balancing work and family life, offering vocational training opportunities, further training and workplace health management. The City of Hanover adopted a resolution at an early stage regarding “fair procurement of goods without exploitative child labour” and celebrated ten years of being a “Fairtrade Town” in 2020.

Many dedicated and creative people are involved in this collective sustainability effort: in neighbourhoods, in daycare centres and schools, in businesses, in the scientific and research communities, in sports clubs, churches and cultural institutions, as well as in associations, federations and initiatives focusing on environmental, social and development policy, artists, volunteers, utilities and municipal enterprises, municipal employees, and last but not least, politicians in the city’s districts and on the council. Inter-municipal dialogue also plays a major part in this success.

WHAT STILL NEEDS TO BE DONE

Although we can say that we have achieved a lot, our work is far from over and we must redouble our efforts to advance sustainable development. In this respect, the City of Hanover is no different to many other municipalities in Germany and around the world. Why is that the case? Where do we need to improve? And where are the limits of municipal activities? The following points outline some of the challenges facing politicians and administrative bodies:

Sustainable development requires a multi-dimensional and interdisciplinary approach to all areas in which a city

is active. In reality, however, administrative structures are frequently pillar-like for historical reasons, and their actions are determined by their own logic. The strategic sustainability goals cover the entire spectrum of integrated urban development. This can lead to both synergies and conflicts. Conflicts between goals can sometimes be very complex and interlinked, making it difficult to weigh up the right course of action. For example, the City of Hanover would like to offer its growing population sufficient and affordable housing, while also mitigating global warming by maintaining a high quality of green spaces and by creating open spaces.

Another area of action that arises from the SDGs is municipal development cooperation and the need to take responsibility in line with the principle “Think globally, act locally”. This has not yet become an integral part of municipal activities everywhere. A statement by the mayors participating in the “Sustainable City” dialogue reads:

“We believe that it is essential for municipalities to forge stronger international links, exchange expertise and express their views and interests together at an international level. We advocate allowing municipal development cooperation to contribute to the goals of the 2030 Agenda. Our focus is on working together as equals and exchanging useful and proven examples. In doing so, we also want to learn from our encounters with near and distant neighbours.” [254]

This implies that, when defining the goals of their individual fields of action, municipalities do not limit themselves to local, regional and national problems, but also take into account global environmental changes and the resulting social implications along global supply chains. For example, Germany also lacks a national strategy for sustainable consumption that places sufficiency measures alongside efficiency in terms of importance. What is needed here is a political framework along with incentives and ideas that not only promote sustainable consumption and lifestyles, but also encourage start-ups and businesses with a sustainable focus, thus supporting a “less is more” approach.

The complexity of the City of Hanover’s “Sustainability Report 2020” and the VLR 2020 that is based on it underlines the need for well-positioned, impact-oriented sustainability management to enable effective strategy implementation and the actual achievement of the goals set. Many municipalities – including the City of Hanover – have work to do here. However, the city already has a solid strategic foundation thanks to its urban development concept. It also uses a comprehensive set of indicators and has had subject-specific monitoring systems in place for decades. These tools need to be expanded. Going forward, the city must assess whether the operational “sub-goals”

referred to in the “Sustainability Report 2020” need to be formulated more precisely so that they are easier to communicate and verify in subsequent reports.

In several important areas in which municipalities are active, it will certainly be necessary to go beyond the previously set goals in order to reverse trends that could otherwise have irreparable consequences. The newly adopted council resolution on achieving a “climate-neutral city” by 2035 is a good example of this. Nevertheless, goals should be formulated in a manner that is both ambitious and as realistic as possible in terms of their implementation. That said, there are concerns that these goals set by politicians will not be achieved in the allotted time because the appropriate framework is not in place.

MUNICIPALITIES AS LEARNING SYSTEMS

When it comes to making further progress, the key question is: are we constantly improving our knowledge of sustainability? Busso Grabow and Martin zur Nedden from the German Institute of Urban Affairs (difu) [255] believe that municipalities play a pivotal role in helping people learn about sustainability: “They are learning systems in the sense that they can independently increase people’s knowledge of sustainability by linking experiences to existing knowledge and ultimately translating them into political, administrative and civic action.” The authors also emphasise that: “In a learning system, all parties – politicians, administrative bodies, municipal enterprises, civil society, businesses – are learners as well as information/knowledge providers. Ideally, municipal stakeholders learn from ideas that come from civil society; the latter, in turn, learns from the good examples set by municipalities and by visiting municipal places of learning to gain access to education for sustainable development.” [256] As a task that cuts across many different areas of society, sustainability requires us to be willing to learn from each other. Incorporating insights from social research, cultural education and other disciplines can lead to new perspectives and creative solutions.

THE LIMITS OF MUNICIPAL ACTIVITIES

The “social” and “economic” dimensions of sustainability show how important these – often underestimated – areas are in promoting sustainable (urban) development. However, it is also clear that municipalities are scarcely able to influence the framework for these dimensions, which cover topics such as poverty and the effects of globalisation on regional markets. This makes it all the more vital to develop consistent strategies for all dimensions of sustainability at all decision-making levels – EU, federal government

and federal state – and to create a favourable statutory and political framework. The German Council for Sustainable Development also demands that: “Federal policies that have negative effects on the sustainability situation in municipalities (e. g. subsidies from the federal government that promote environmentally harmful mobility trends in municipalities, and zoning rules that encourage urban sprawl) must be rectified.” [257] Municipalities need targeted help with their sustainability work in the form of adequate financial and human resources as well as supportive campaigns and long-term funding from the federal government. This also applies in particular to smaller projects in urban society that translate strategies into concrete action and bring about noticeable improvements.

THE PLANETARY BOUNDARIES CONCEPT

The 2030 Agenda and the agreement on the Sustainable Development Goals are a major step forward and a tremendous source of motivation for sustainability activities worldwide. But the question must be asked: is this political declaration of intent even compatible with the Earth’s natural sustainability and resources? The concept of planetary boundaries [258] prioritises nine essential environmental dimensions for the Earth system. It defines global thresholds, referred to as boundaries, for these dimensions. Crossing a threshold poses the risk of irreversible environmental changes that limit the habitability of the Earth for humanity. It must be assumed that four of the nine defined planetary boundaries – climate change, biodiversity loss, nitrogen cycle and land use – have already been crossed. This excessive strain being placed on the Earth system could endanger the foundations of human life in the medium to long term. The German Advisory Council on Global Change [259] therefore recommends “including an SDG on the planetary boundaries entitled ‘Safeguarding the Earth system’s services’”.

CONCLUSION

The City of Hanover declared sustainability as a principle of urban development at a very early stage and has made good progress on its “path to sustainability”. It implements its strategic sustainability goals in a large number of programmes, projects and measures that cover the environmental, economic, social and cultural dimensions of these goals, while using a comprehensive set of sustainability indicators to measure their success. The wide-ranging creative commitment shown by stakeholders from urban society is instrumental in ensuring that sustainability is embraced in many different areas of life in Hanover. To continue on this successful path, the city must be even more resolute in deviating from its self-imposed goals. The city government must be further strengthened in its efforts to lead by example and build a “sustainability architecture”. Consensus-building measures and communication must be intensified so that urban society as a whole continues to take this journey with us.

Hanover is therefore part of the community of “sustainable municipalities” in Germany, all of which must master these challenges and thereby contribute to implementing the global “2030 Agenda for Sustainable Development”.










ANNEX

Overview of the connections between the City of Hanover's system of goals and the 2030 Agenda

In the following overview, the strategic goals and sub-goals of the City of Hanover are matched with the global Sustainable Development Goals (SDGs and targets). Where connections exist but the City of Hanover has not set any corresponding goals, or where no municipal relevance was determined, the targets are listed (in some cases in aggregated form) but are not related to the City of Hanover.



SDG 1 – End poverty in all its forms everywhere

SDG targets	Goals of the City of Hanover	Sub-goals of the City of Hanover
<p>TARGET 1-1</p>  <p>By 2030, eradicate extreme poverty for all people everywhere, currently measured as people living on less than \$1.25 a day</p>		
<p>TARGET 1-2</p>  <p>By 2030, reduce at least by half the proportion of men, women and children of all ages living in poverty in all its dimensions according to national definitions</p>		
<p>TARGET 1-3</p>  <p>Implement nationally appropriate social protection systems and measures for all, including floors, and by 2030 achieve substantial coverage of the poor and the vulnerable</p>	<p>Strategic goal 10: Strengthen family-, youth- and senior-friendly infrastructure, enable participation</p>	<p>Sub-goal 10.3: Enable participation in society regardless of financial circumstances</p> <p>Sub-goal 10.4: Help elderly people live and reside independently and in an intergenerationally fair manner</p>
<p>TARGET 1-4</p>  <p>By 2030, ensure that all men and women, in particular the poor and the vulnerable, have equal rights to economic resources, as well as access to basic services, ownership and control over land and other forms of property, inheritance, natural resources, appropriate new technology and financial services, including microfinance</p>		
<p>TARGET 1-5</p>  <p>By 2030, build the resilience of the poor and those in vulnerable situations and reduce their exposure and vulnerability to climate-related extreme events and other economic, social and environmental shocks and disasters</p>		
<p>TARGET 1-A</p>  <p>Ensure significant mobilization of resources from a variety of sources, including through enhanced development cooperation, in order to provide adequate and predictable means for developing countries, in particular least developed countries, to implement programmes and policies to end poverty in all its dimensions</p>		
<p>TARGET 1-B</p>  <p>Create sound policy frameworks at the national, regional and international levels, based on pro-poor and gender-sensitive development strategies, to support accelerated investment in poverty eradication actions</p>		



SDG 2 – End hunger, achieve food security and improved nutrition and promote sustainable agriculture

SDG targets	Goals of the City of Hanover	Sub-goals of the City of Hanover	
<p>TARGET 2-1</p>	By 2030, end hunger and ensure access by all people, in particular the poor and people in vulnerable situations, including infants, to safe, nutritious and sufficient food all year round	Strategic goal 10: Strengthen family-, youth- and senior-friendly infrastructure, enable participation	Sub-goal 10.3: Enable participation in society regardless of financial circumstances
<p>TARGET 2-2</p>	By 2030, end all forms of malnutrition, including achieving, by 2025, the internationally agreed targets on stunting and wasting in children under 5 years of age, and address the nutritional needs of adolescent girls, pregnant and lactating women and older persons		
<p>TARGET 2-3</p>	By 2030, double the agricultural productivity and incomes of small-scale food producers, in particular women, indigenous peoples, family farmers, pastoralists and fishers, including through secure and equal access to land, other productive resources and inputs, knowledge, financial services, markets and opportunities for value addition and non-farm employment	Strategic goal 7: Ensure the forward-looking preservation and development of resources, strengthen sustainable business	Sub-goal 7.2: Strengthen sustainable business
<p>TARGET 2-4</p>	By 2030, ensure sustainable food production systems and implement resilient agricultural practices that increase productivity and production, that help maintain ecosystems, that strengthen capacity for adaptation to climate change, extreme weather, drought, flooding and other disasters and that progressively improve land and soil quality	Strategic goal 7: Ensure the forward-looking preservation and development of resources, strengthen sustainable business	Sub-goal 7.2: Strengthen sustainable business
<p>TARGET 2-5</p>	Targets aimed at maintaining the genetic diversity of seeds, cultivated plants and farmed and domesticated animals and their related wild species		
<p>TARGET 2-A</p>	Targets aimed at enhancing development cooperation in order to end poverty		
<p>TARGET 2-B</p>			
<p>TARGET 2-C</p>			









SDG 3 – Ensure healthy lives and promote well-being for all at all ages

SDG targets		Goals of the City of Hanover	Sub-goals of the City of Hanover
 	<p>Targets aimed at reducing global maternal and neonatal mortality as well as ending the epidemics of HIV/Aids, malaria and other diseases</p>		
	<p>By 2030, reduce by one third premature mortality from non-communicable diseases through prevention and treatment and promote mental health and well-being</p>	<p>Strategic goal 3: Strengthen environmentally friendly mobility, reduce motorised private transport</p> <p>Strategic goal 12: Enable “sport for all”</p> <p>Strategic goal 19: Strengthen modern, efficient and resident-friendly government</p>	<p>Sub-goal 3.3: Reduce noise pollution, increase road safety</p> <p>Sub-goal 12.1: Increase involvement in sport, create a variety of inclusive ways for people to exercise</p> <p>Sub-goal 12.2: Improve the space available for sport</p> <p>Sub-goal 19.1: Further develop integrated personnel and organisation management</p>
	<p>Strengthen the prevention and treatment of substance abuse, including narcotic drug abuse and harmful use of alcohol</p>		
	<p>By 2020, halve the number of global deaths and injuries from road traffic accidents</p>	<p>Strategic goal 3: Strengthen environmentally friendly mobility, reduce motorised private transport</p>	<p>Sub-goal 3.3: Reduce noise pollution, increase road safety</p>
	<p>By 2030, ensure universal access to sexual and reproductive health-care services, including for family planning, information and education, and the integration of reproductive health into national strategies and programmes</p>		
	<p>Achieve universal health coverage, including financial risk protection, access to quality essential health-care services and access to safe, effective, quality and affordable essential medicines and vaccines for all</p>	<p>Strategic goal 10: Strengthen family-, youth- and senior-friendly infrastructure, enable participation</p>	<p>Sub-goal 10.4: Help elderly people live and reside independently and in an intergenerationally fair manner</p>
	<p>By 2030, substantially reduce the number of deaths and illnesses from hazardous chemicals and air, water and soil pollution and contamination</p>	<p>Strategic goal 4: Safeguard healthy conditions for life, protect resources</p>	<p>Sub-goal 4.1: Improve air quality</p>
 	<p>Targets regarding tobacco consumption in all countries as well as vaccines, medicines and health financing for developing countries</p>		



SDG 4 – Ensure inclusive and equitable quality education and promote lifelong learning opportunities for all

SDG targets	Goals of the City of Hanover	Sub-goals of the City of Hanover
TARGET 4-1 	Strategic goal 11: Ensure inclusive, equal and high-quality education, promote lifelong learning	Sub-goal 11.1: Design needs-based educational infrastructure Sub-goal 11.2: Increase the number of all-day schools and enable inclusive education
TARGET 4-2 	Strategic goal 10: Strengthen family-, youth- and senior-friendly infrastructure, enable participation	Sub-goal 10.1: Design family-friendly infrastructure in line with needs
TARGET 4-3 	Strategic goal 6: Strengthen Hanover as a location for business and jobs	Sub-goal 6.2: Promote work and employment as well as vocational and further training
	Strategic goal 8: Strengthen innovation	Sub-goal 8.1: Strengthen Hanover as a hub of post-secondary education and science, expand cooperations
	Strategic goal 11: Ensure inclusive, equal and high-quality education, promote lifelong learning	Sub-goal 11.3: Support lifelong learning
	Strategic goal 19: Strengthen modern, efficient and resident-friendly government	Sub-goal 19.1: Further develop integrated personnel and organisation management
TARGET 4-4 	Strategic goal 6: Strengthen Hanover as a location for business and jobs	Sub-goal 6.2: Promote work and employment as well as vocational and further training
	Strategic goal 11: Ensure inclusive, equal and high-quality education, promote lifelong learning	Sub-goal 11.1: Design needs-based educational infrastructure
	Strategic goal 19: Strengthen modern, efficient and resident-friendly government	Sub-goal 19.1: Further develop integrated personnel and organisation management
TARGET 4-5 	Strategic goal 8: Strengthen innovation	Sub-goal 8.1: Strengthen Hanover as a hub of post-secondary education and science, expand cooperations
	Strategic goal 11: Ensure inclusive, equal and high-quality education, promote lifelong learning	Sub-goal 11.1: Design needs-based educational infrastructure
TARGET 4-6 	Strategic goal 11: Ensure inclusive, equal and high-quality education, promote lifelong learning	Sub-goal 11.1: Design needs-based educational infrastructure





SDG targets	Goals of the City of Hanover	Sub-goals of the City of Hanover
<p>TARGET 4-7</p>  <p>By 2030, ensure that all learners acquire the knowledge and skills needed to promote sustainable development, including, among others, through education for sustainable development and sustainable lifestyles, human rights, gender equality, promotion of a culture of peace and non-violence, global citizenship and appreciation of cultural diversity and of culture's contribution to sustainable development</p>	<p>Strategic goal 5: Promote environmental awareness and sustainable lifestyles</p> <p>Strategic goal 15: Develop cultural infrastructures and cultural landscapes</p> <p>Strategic goal 16: Develop Hanover as an international city of culture</p> <p>Strategic goal 17: Build a city for all and an inclusive culture, create new access to social life</p>	<p>Sub-goal 5.1: Convey knowledge and promote the ability to identify problems of non-sustainable development and apply knowledge about sustainable development</p> <p>Sub-goal 5.2: Facilitate and further develop areas to experience nature</p> <p>Sub-goal 5.3: Adult education – sharpen environmental awareness, promote sustainable lifestyles</p> <p>Sub-goal 15.1: Create diverse cultural landscapes, develop infrastructure and funding opportunities</p> <p>Sub-goal 16.2: Use the quality of international networks and expand city partnerships</p> <p>Sub-goal 17.1: Break down barriers through cultural education, enable participation and involvement</p> <p>Sub-goal 17.2: Rethink public space as a venue for creating, gaining and sharing experiences</p>
<p>TARGET 4-A</p>  <p>Build and upgrade education facilities that are child, disability and gender sensitive and provide safe, non-violent, inclusive and effective learning environments for all</p>	<p>Strategic goal 11: Ensure inclusive, equal and high-quality education, promote lifelong learning</p>	<p>Sub-goal 11.1: Design needs-based educational infrastructure</p> <p>Sub-goal 11.2: Increase the number of all-day schools and enable inclusive education</p>
<p>TARGET 4-B</p>  <p>By 2020, substantially expand globally the number of scholarships available to developing countries, in particular least developed countries, small island developing States and African countries, for enrolment in higher education, including vocational training and information and communications technology, technical, engineering and scientific programmes, in developed countries and other developing countries</p>		
<p>TARGET 4-C</p>  <p>By 2030, substantially increase the supply of qualified teachers, including through international cooperation for teacher training in developing countries, especially least developed countries and small island developing States</p>		



SDG 5 – Achieve gender equality and empower all women and girls

SDG targets	Goals of the City of Hanover	Sub-goals of the City of Hanover
<p>TARGET 5-1</p>	<p>Strategic goal 14: Facilitate integration, enable equal participation for people, guard against discrimination</p> <p>Strategic goal 19: Strengthen modern, efficient and resident-friendly government</p>	<p>Sub-goal 14.3: Guard against discrimination</p> <p>Sub-goal 19.1: Further develop integrated personnel and organisation management</p>
<p>TARGET 5-2</p>		
<p>TARGET 5-3</p>		
<p>TARGET 5-4</p>	<p>Strategic goal 19: Strengthen modern, efficient and resident-friendly government</p>	<p>Sub-goal 19.1: Further develop integrated personnel and organisation management</p>
<p>TARGET 5-5</p>	<p>Strategic goal 19: Strengthen modern, efficient and resident-friendly government</p>	<p>Sub-goal 19.1: Further develop integrated personnel and organisation management</p>
<p>TARGET 5-6</p>		
<p>TARGET 5-A</p>		
<p>TARGET 5-B</p>		
<p>TARGET 5-C</p>	<p>Strategic goal 19: Strengthen modern, efficient and resident-friendly government</p>	<p>Sub-goal 19.1: Further develop integrated personnel and organisation management</p>



SDG 6 – Ensure availability and sustainable management of water and sanitation for all

SDG targets	Goals of the City of Hanover	Sub-goals of the City of Hanover
<p>TARGET 6-1 By 2030, achieve universal and equitable access to safe and affordable drinking water for all</p>		
<p>TARGET 6-2 By 2030, achieve access to adequate and equitable sanitation and hygiene for all and end open defecation, paying special attention to the needs of women and girls and those in vulnerable situations</p>		
<p>TARGET 6-3 By 2030, improve water quality by reducing pollution, eliminating dumping and minimising release of hazardous chemicals and materials, halving the proportion of untreated wastewater and substantially increasing recycling and safe reuse globally</p>	<p>Strategic goal 4: Safeguard healthy conditions for life, protect resources</p> <p>Strategic goal 5: Promote environmental awareness and sustainable lifestyles</p>	<p>Sub-goal 4.3: Maintain the good quality of drinking water and groundwater, improve the quality of water bodies</p> <p>Sub-goal 5.1: Convey knowledge and promote the ability to identify problems of non-sustainable development and apply knowledge about sustainable development</p> <p>Sub-goal 5.2: Facilitate and further develop areas to experience nature</p> <p>Sub-goal 5.3: Adult education – sharpen environmental awareness, promote sustainable lifestyles</p>
<p>TARGET 6-4 By 2030, substantially increase water-use efficiency across all sectors and ensure sustainable withdrawals and supply of freshwater to address water scarcity and substantially reduce the number of people suffering from water scarcity</p>	<p>Strategic goal 4: Safeguard healthy conditions for life, protect resources</p>	<p>Sub-goal 4.3: Maintain the good quality of drinking water and groundwater, improve the quality of water bodies</p>
<p>TARGET 6-5 By 2030, implement integrated water resources management at all levels, including through transboundary cooperation as appropriate</p>		
<p>TARGET 6-6 By 2020, protect and restore water-related ecosystems, including mountains, forests, wetlands, rivers, aquifers and lakes</p>	<p>Strategic goal 1: Ensure the quality of open spaces, maintain biodiversity</p> <p>Strategic goal 4: Safeguard healthy conditions for life, protect resources</p>	<p>Sub-goal 1.2: Maintain biodiversity</p> <p>Sub-goal 4.3: Maintain the good quality of drinking water and groundwater, improve the quality of water bodies</p>
<p>TARGET 6-A By 2030, expand international cooperation and capacity-building support to developing countries in water- and sanitation-related activities and programmes, including water harvesting, desalination, water efficiency, wastewater treatment, recycling and reuse technologies</p>	<p>Strategic goal 20: Establish sustainability as broadly as possible, strengthen participation at all levels</p>	<p>Sub-goal 20.2: Advance sustainable procurement and fair trade, expand municipal development cooperation</p>
<p>TARGET 6-B Support and strengthen the participation of local communities in improving water and sanitation management</p>	<p>Strategic goal 4: Safeguard healthy conditions for life, protect resources</p>	<p>Sub-goal 4.3: Maintain the good quality of drinking water and groundwater, improve the quality of water bodies</p>











SDG 7 – Ensure access to affordable, reliable, sustainable and modern energy for all

SDG targets	Goals of the City of Hanover	Sub-goals of the City of Hanover
<p>TARGET 7-1</p> <p>By 2030, ensure universal access to affordable, reliable and modern energy services</p>		
<p>TARGET 7-2</p> <p>By 2030, increase substantially the share of renewable energy in the global energy mix</p>	Strategic goal 2: Significantly reduce greenhouse gas emissions, use energy efficiently and shape climate adaptation	Sub-goal 2.3: Increase the proportion of renewable energies in total energy consumption
<p>TARGET 7-3</p> <p>By 2030, double the global rate of improvement in energy efficiency</p>	Strategic goal 2: Significantly reduce greenhouse gas emissions, use energy efficiently and shape climate adaptation	Sub-goal 2.1: Reduce CO ₂ emissions and energy consumption
	Strategic goal 7: Ensure the forward-looking preservation and development of resources, strengthen sustainable business	Sub-goal 7.2: Strengthen sustainable business
<p>TARGET 7-A</p> <p>By 2030, enhance international cooperation to facilitate access to clean energy research and technology, including renewable energy, energy efficiency and advanced and cleaner fossil-fuel technology, and promote investment in energy infrastructure and clean energy technology</p>	Strategic goal 2: Significantly reduce greenhouse gas emissions, use energy efficiently and shape climate adaptation	Sub-goal 2.2: Promote energy efficiency and implement environmental building and housing standards
		Sub-goal 2.3: Increase the proportion of renewable energies in total energy consumption
	Strategic goal 7: Ensure the forward-looking preservation and development of resources, strengthen sustainable business	Sub-goal 7.2: Strengthen sustainable business
<p>TARGET 7-B</p> <p>By 2030, expand infrastructure and upgrade technology for supplying modern and sustainable energy services for all in developing countries, in particular least developed countries, small island developing States and landlocked developing countries, in accordance with their respective programmes of support</p>	Strategic goal 18: Ensure a sustainable municipal fiscal policy	Sub-goal 18.2: Use financial resources effectively and in a forward-looking manner



SDG 8 – Promote sustained, inclusive and sustainable economic growth, full and productive employment and decent work for all

SDG targets		Goals of the City of Hanover	Sub-goals of the City of Hanover
<p>TARGET 8-1</p>	Sustain per capita economic growth in accordance with national circumstances and, in particular, at least 7 per cent gross domestic product growth per annum in the least developed countries	Strategic goal 6: Strengthen Hanover as a location for business and jobs	Sub-goal 6.1: Strengthen economic efficiency and promote balanced economic structures
<p>TARGET 8-2</p>	Achieve higher levels of economic productivity through diversification, technological upgrading and innovation, including through a focus on high-value added and labour-intensive sectors	Strategic goal 6: Strengthen Hanover as a location for business and jobs	Sub-goal 6.1: Strengthen economic efficiency and promote balanced economic structures Sub-goal 6.2: Promote work and employment as well as vocational and further training
<p>TARGET 8-3</p>	Promote development-oriented policies that support productive activities, decent job creation, entrepreneurship, creativity and innovation, and encourage the formalization and growth of micro-, small- and medium-sized enterprises, including through access to financial services	Strategic goal 7: Ensure the forward-looking preservation and development of resources, strengthen sustainable business	Sub-goal 7.1: Secure existing businesses and promote new ones
		Strategic goal 6: Strengthen Hanover as a location for business and jobs	Sub-goal 6.1: Strengthen economic efficiency and promote balanced economic structures Sub-goal 6.2: Promote work and employment as well as vocational and further training
		Strategic goal 7: Ensure the forward-looking preservation and development of resources, strengthen sustainable business	Sub-goal 7.1: Secure existing businesses and promote new ones Sub-goal 7.3: Secure and further develop existing business parks
		Strategic goal 8: Strengthen innovation	Sub-goal 8.1: Strengthen Hanover as a hub of post-secondary education and science, expand cooperations
		Strategic goal 15: Develop cultural infrastructures and cultural landscapes	Sub-goal 15.1: Create diverse cultural landscapes, develop infrastructure and funding opportunities Sub-goal 15.2: Strengthen local networks, build cooperation with the creative sector and the local economy
<p>TARGET 8-4</p>	Improve progressively, through 2030, global resource efficiency in consumption and production and endeavour to decouple economic growth from environmental degradation, in accordance with the 10-Year Framework of Programmes on Sustainable Consumption and Production, with developed countries taking the lead	Strategic goal 16: Develop Hanover as an international city of culture	Sub-goal 16.1: Promote the opening of cultural institutions to greater multiculturalism and make cultural diversity visible
		Strategic goal 4: Safeguard healthy conditions for life, protect resources	Sub-goal 4.4: Avoid and recycle waste, reduce general waste
		Strategic goal 7: Ensure the forward-looking preservation and development of resources, strengthen sustainable business	Sub-goal 7.2: Strengthen sustainable business

SDG targets	Goals of the City of Hanover	Sub-goals of the City of Hanover
 <p>TARGET 8-5</p>	<p>By 2030, achieve full and productive employment and decent work for all women and men, including for young people and persons with disabilities, and equal pay for work of equal value</p>	<p>Strategic goal 6: Strengthen Hanover as a location for business and jobs</p> <p>Strategic goal 11: Ensure inclusive, equal and high-quality education, promote lifelong learning</p> <p>Strategic goal 13: Enable people with and without disabilities to participate equally in social life</p> <p>Strategic goal 19: Strengthen modern, efficient and resident-friendly government</p> <p>Sub-goal 6.2: Promote work and employment as well as vocational and further training</p> <p>Sub-goal 11.3: Support lifelong learning</p> <p>Sub-goal 13.2: Enable inclusive education and employment</p> <p>Sub-goal 19.1: Further develop integrated personnel and organisation management</p>
 <p>TARGET 8-6</p>	<p>By 2020, substantially reduce the proportion of youth not in employment, education or training</p>	<p>Strategic goal 6: Strengthen Hanover as a location for business and jobs</p> <p>Strategic goal 11: Ensure inclusive, equal and high-quality education, promote lifelong learning</p> <p>Strategic goal 19: Strengthen modern, efficient and resident-friendly government</p> <p>Sub-goal 6.2: Promote work and employment as well as vocational and further training</p> <p>Sub-goal 11.1: Design needs-based educational infrastructure</p> <p>Sub-goal 11.2: Increase the number of all-day schools and enable inclusive education</p> <p>Sub-goal 19.1: Further develop integrated personnel and organisation management</p>
 <p>TARGET 8-7</p>	<p>Take immediate and effective measures to eradicate forced labour, end modern slavery and human trafficking and secure the prohibition and elimination of the worst forms of child labour, including recruitment and use of child soldiers, and by 2025 end child labour in all its forms</p>	<p>Strategic goal 5: Promote environmental awareness and sustainable lifestyles</p> <p>Sub-goal 5.3: Adult education – sharpen environmental awareness, promote sustainable lifestyles</p>
 <p>TARGET 8-8</p>	<p>Protect labour rights and promote safe and secure working environments for all workers, including migrant workers, in particular women migrants, and those in precarious employment</p>	<p>Strategic goal 20: Establish sustainability as broadly as possible, strengthen participation at all levels</p> <p>Sub-goal 20.2: Advance sustainable procurement and fair trade, expand municipal development cooperation</p>
 <p>TARGET 8-9</p>	<p>By 2030, devise and implement policies to promote sustainable tourism that creates jobs and promotes local culture and products</p>	<p>Strategic goal 7: Ensure the forward-looking preservation and development of resources, strengthen sustainable business</p> <p>Sub-goal 7.2: Strengthen sustainable business</p>
 <p>TARGET 8-10</p>  <p>TARGET 8-A</p>  <p>TARGET 8-8</p>	<p>Targets regarding national financial situations, Aid for Trade and global employment strategies</p>	




SDG 9 – Build resilient infrastructure, promote inclusive and sustainable industrialization and foster innovation

SDG targets	Goals of the City of Hanover	Sub-goals of the City of Hanover
<p>TARGET 9-1</p> <p>Develop quality, reliable, sustainable and resilient infrastructure, including regional and transborder infrastructure, to support economic development and human well-being, with a focus on affordable and equitable access for all</p>	Strategic goal 6: Strengthen Hanover as a location for business and jobs	Sub-goal 6.1: Strengthen economic efficiency and promote balanced economic structures
<p>TARGET 9-2</p> <p>Promote inclusive and sustainable industrialization and, by 2030, significantly raise industry's share of employment and gross domestic product, in line with national circumstances, and double its share in least developed countries</p>	Strategic goal 6: Strengthen Hanover as a location for business and jobs Strategic goal 18: Ensure a sustainable municipal fiscal policy	Sub-goal 6.1: Strengthen economic efficiency and promote balanced economic structures Sub-goal 18.2: Use financial resources effectively and in a forward-looking manner
<p>TARGET 9-3</p> <p>Increase the access of small-scale industrial and other enterprises, in particular in developing countries, to financial services, including affordable credit, and their integration into value chains and markets</p>		
<p>TARGET 9-4</p> <p>By 2030, upgrade infrastructure and retrofit industries to make them sustainable, with increased resource-use efficiency and greater adoption of clean and environmentally sound technologies and industrial processes, with all countries taking action in accordance with their respective capabilities</p>	Strategic goal 7: Ensure the forward-looking preservation and development of resources, strengthen sustainable business	Sub-goal 7.2: Strengthen sustainable business
<p>TARGET 9-5</p> <p>Enhance scientific research, upgrade the technological capabilities of industrial sectors in all countries, in particular developing countries including, by 2030, encouraging innovation and substantially increasing the number of research and development workers per 1 million people and public and private research and development spending</p>	Strategic goal 7: Ensure the forward-looking preservation and development of resources, strengthen sustainable business Strategic goal 8: Strengthen innovation	Sub-goal 7.1: Secure existing businesses and promote new ones Sub-goal 8.1: Strengthen Hanover as a hub of post-secondary education and science, expand cooperations
<p>TARGET 9-A</p> <p>Facilitate sustainable and resilient infrastructure development in developing countries through enhanced financial, technological and technical support to African countries, least developed countries, landlocked developing countries and small island developing States</p>	Strategic goal 20: Establish sustainability as broadly as possible, strengthen participation at all levels	Sub-goal 20.2: Advance sustainable procurement and fair trade, expand municipal development cooperation
<p>TARGET 9-B</p> <p>Support domestic technology development, research and innovation in developing countries, including by ensuring a conducive policy environment for, inter alia, industrial diversification and value addition to commodities</p>		
<p>TARGET 9-C</p> <p>Significantly increase access to information and communications technology and strive to provide universal and affordable access to the Internet in least developed countries by 2020</p>	Strategic goal 19: Strengthen modern, efficient and resident-friendly government	Sub-goal 19.2: Increase the quality of government services through digitalisation



SDG 10 – Reduce inequality within and among countries

SDG targets	Goals of the City of Hanover	Sub-goals of the City of Hanover
<p>TARGET 10-1</p>  <p>By 2030, progressively achieve and sustain income growth of the bottom 40 per cent of the population at a rate higher than the national average</p>		
<p>TARGET 10-2</p>  <p>By 2030, empower and promote the social, economic and political inclusion of all, irrespective of age, sex, disability, race, ethnicity, origin, religion or economic or other status</p>	<p>Strategic goal 6: Strengthen Hanover as a location for business and jobs</p> <p>Strategic goal 9: Ensure needs-based, accessible and affordable housing, further develop neighbourhoods in a social and inclusive manner</p> <p>Strategic goal 10: Strengthen family-, youth- and senior-friendly infrastructure, enable participation</p> <p>Strategic goal 11: Ensure inclusive, equal and high-quality education, promote lifelong learning</p> <p>Strategic goal 13: Enable people with and without disabilities to participate equally in social life</p>	<p>Sub-goal 6.2: Promote work and employment as well as vocational and further training</p> <p>Sub-goal 9.1: Create appropriate housing for all, further develop existing housing stock</p> <p>Sub-goal 9.2: Further develop neighbourhoods in a social and inclusive manner</p> <p>Sub-goal 10.2: Make municipalities youth-friendly</p> <p>Sub-goal 10.3: Enable participation in society regardless of financial circumstances</p> <p>Sub-goal 10.4: Help elderly people live and reside independently and in an intergenerationally fair manner</p> <p>Sub-goal 11.1: Design needs-based educational infrastructure</p> <p>Sub-goal 11.2: Increase the number of all-day schools and enable inclusive education</p> <p>Sub-goal 11.3: Support lifelong learning</p> <p>Sub-goal 13.3: Inclusion through culture and sport</p>





SDG targets	Goals of the City of Hanover	Sub-goals of the City of Hanover
<p>TARGET 10-3</p>  <p>Ensure equal opportunity and reduce inequalities of outcome, including by eliminating discriminatory laws, policies and practices and promoting appropriate legislation, policies and action in this regard</p>	<p>Strategic goal 5: Promote environmental awareness and sustainable lifestyles</p> <p>Strategic goal 11: Ensure inclusive, equal and high-quality education, promote lifelong learning</p> <p>Strategic goal 13: Enable people with and without disabilities to participate equally in social life</p> <p>Strategic goal 14: Facilitate integration, enable equal participation, guard against discrimination</p> <p>Strategic goal 17: Build a city for all and an inclusive culture, create new access to social life</p> <p>Strategic goal 19: Strengthen modern, efficient and resident-friendly government</p>	<p>Sub-goal 5.1: Convey knowledge and promote the ability to identify problems of non-sustainable development and apply knowledge about sustainable development</p> <p>Sub-goal 5.3: Adult education – sharpen environmental awareness, promote sustainable lifestyles</p> <p>Sub-goal 11.3: Support lifelong learning</p> <p>Sub-goal 13.1: Make buildings accessible/wheelchair-friendly</p> <p>Sub-goal 13.2: Enable inclusive education and employment</p> <p>Sub-goal 13.3: Inclusion through culture and sport</p> <p>Sub-goal 14.1: Equal participation in economic, societal, political, cultural and social life</p> <p>Sub-goal 14.2: Promote language skills and enable participation</p> <p>Sub-goal 14.3: Guard against discrimination</p> <p>Sub-goal 17.1: Break down barriers through cultural education, enable participation and involvement</p> <p>Sub-goal 19.1: Further develop integrated personnel and organisation management</p>
<p>TARGET 10-4</p>  <p>Adopt policies, especially fiscal, wage and social protection policies, and progressively achieve greater equality</p>	<p>Strategic goal 20: Establish sustainability as broadly as possible, strengthen participation at all levels</p>	<p>Sub-goal 20.2: Advance sustainable procurement and fair trade, expand municipal development cooperation</p>
<p>TARGET 10-5</p>  <p>TARGET 10-6</p>  <p>Targets regarding global financial markets</p>		
<p>TARGET 10-7</p>  <p>Facilitate orderly, safe, regular and responsible migration and mobility of people, including through the implementation of planned and well-managed migration policies</p>	<p>Strategic goal 14: Facilitate integration, enable equal participation for people, guard against discrimination</p>	<p>Sub-goal 14.1: Equal participation in economic, societal, political, cultural and social life</p> <p>Sub-goal 14.2: Promote language skills and enable participation</p>
<p>TARGET 10-A</p>  <p>TARGET 10-B</p>  <p>TARGET 10-C</p>  <p>Targets regarding the agreements of the World Trade Organisation, public development aid and transaction costs of migrant remittances</p>		



SDG 11 – Make cities and human settlements inclusive, safe, resilient and sustainable

SDG targets	Goals of the City of Hanover	Sub-goals of the City of Hanover
<p>TARGET 11-1</p> <p>By 2030, ensure access for all to adequate, safe and affordable housing and basic services and upgrade slums</p>	Strategic goal 9: Ensure needs-based, accessible and affordable housing, further develop neighbourhoods in a social and inclusive manner	<p>Sub-goal 9.1: Create appropriate housing for all, further develop existing housing stock</p> <p>Sub-goal 9.2: Further develop neighbourhoods in a social and inclusive manner</p>
<p>TARGET 11-2</p> <p>By 2030, provide access to safe, affordable, accessible and sustainable transport systems for all, improving road safety, notably by expanding public transport, with special attention to the needs of those in vulnerable situations, women, children, persons with disabilities and older persons</p>	<p>Strategic goal 3: Strengthen environmentally friendly mobility, reduce motorised private transport</p> <p>Strategic goal 13: Enable people with and without disabilities to participate equally in social life</p>	<p>Sub-goal 3.1: Strengthen eco-mobility, improve accessibility and make places easier to reach</p> <p>Sub-goal 3.2: Promote electromobility and make urban logistics city-friendly</p> <p>Sub-goal 3.3: Reduce noise pollution, increase road safety</p> <p>Sub-goal 13.1: Make buildings accessible/wheelchair-friendly</p>
<p>TARGET 11-3</p> <p>By 2030, enhance inclusive and sustainable urbanization and capacity for participatory, integrated and sustainable human settlement planning and management in all countries</p>	<p>Strategic goal 1: Ensure the quality of open spaces, maintain biodiversity</p> <p>Strategic goal 4: Safeguard healthy conditions for life, protect resources</p> <p>Strategic goal 5: Promote environmental awareness and sustainable lifestyles</p> <p>Strategic goal 9: Ensure needs-based, accessible and affordable housing, further develop neighbourhoods in a social and inclusive manner</p> <p>Strategic goal 10: Strengthen family-, youth- and senior-friendly infrastructure, enable participation</p> <p>Strategic goal 12: Enable "sport for all"</p> <p>Strategic goal 13: Enable people with and without disabilities to participate equally in social life</p> <p>Strategic goal 17: Build a city for all and an inclusive culture, create new access to social life</p> <p>Strategic goal 18: Ensure a sustainable municipal fiscal policy</p>	<p>Sub-goal 1.1: Protect green and open spaces and develop them in a forward-looking manner</p> <p>Sub-goal 1.2: Maintain biodiversity</p> <p>Sub-goal 4.2: Protect soil and secure soil quality</p> <p>Sub-goal 5.2: Facilitate and further develop areas to experience nature</p> <p>Sub-goal 9.2: Further develop neighbourhoods in a social and inclusive manner</p> <p>Sub-goal 10.2: Make municipalities youth-friendly</p> <p>Sub-goal 12.2: Improve the space available for sport</p> <p>Sub-goal 13.1: Make buildings accessible/wheelchair-friendly</p> <p>Sub-goal 13.3: Inclusion through culture and sport</p> <p>Sub-goal 17.2: Rethink public space as a venue for creating, gaining and sharing experiences</p> <p>Sub-goal 18.2: Use financial resources effectively and in a forward-looking manner</p>
<p>TARGET 11-4</p> <p>Strengthen efforts to protect and safeguard the world's cultural and natural heritage</p>	Strategic goal 15: Develop cultural infrastructures and cultural landscapes	Sub-goal 15.3: Safeguard cultural heritage





SDG targets	Goals of the City of Hanover	Sub-goals of the City of Hanover
 <p>TARGET 11-5</p>	<p>By 2030, significantly reduce the number of deaths and the number of people affected and substantially decrease the direct economic losses relative to global gross domestic product caused by disasters, including water-related disasters, with a focus on protecting the poor and people in vulnerable situations</p>	
 <p>TARGET 11-6</p>	<p>By 2030, reduce the adverse per capita environmental impact of cities, including by paying special attention to air quality and municipal and other waste management</p>	<p>Strategic goal 4: Safeguard healthy conditions for life, protect resources</p> <p>Sub-goal 4.1: Improve air quality</p> <p>Sub-goal 4.2: Protect soil and secure soil quality</p> <p>Sub-goal 4.4: Avoid and recycle waste, reduce general waste</p>
 <p>TARGET 11-7</p>	<p>By 2030, provide universal access to safe, inclusive and accessible, green and public spaces, in particular for women and children, older persons and persons with disabilities</p>	<p>Strategic goal 1: Ensure the quality of open spaces, maintain biodiversity</p> <p>Strategic goal 5: Promote environmental awareness and sustainable lifestyles</p> <p>Strategic goal 9: Ensure needs-based, accessible and affordable housing, further develop neighbourhoods in a social and inclusive manner</p> <p>Strategic goal 10: Strengthen family-, youth- and senior-friendly infrastructure, enable participation</p> <p>Strategic goal 12: Enable "sport for all"</p> <p>Strategic goal 13: Enable people with and without disabilities to participate equally in social life</p> <p>Sub-goal 1.1: Protect green and open spaces and develop them in a forward-looking manner</p> <p>Sub-goal 5.2: Facilitate and further develop areas to experience nature</p> <p>Sub-goal 9.2: Further develop neighbourhoods in a social and inclusive manner</p> <p>Sub-goal 10.1: Design family-friendly needs-based infrastructure</p> <p>Sub-goal 12.1: Increase involvement in sport, create a variety of inclusive ways for people to exercise</p> <p>Sub-goal 12.2: Improve the space available for sport</p> <p>Sub-goal 13.1: Make buildings accessible/wheelchair-friendly</p>
 <p>TARGET 11-A</p>	<p>Support positive economic, social and environmental links between urban, peri-urban and rural areas by strengthening national and regional development planning</p>	
 <p>TARGET 11-B</p>	<p>By 2020, substantially increase the number of cities and human settlements adopting and implementing integrated policies and plans towards inclusion, resource efficiency, mitigation and adaptation to climate change, resilience to disasters, and develop and implement, in line with the Sendai Framework for Disaster Risk Reduction 2015–2030, holistic disaster risk management at all levels.</p>	<p>Strategic goal 2: Significantly reduce greenhouse gas emissions, use energy efficiently and shape climate adaptation</p> <p>Strategic goal 13: Enable people with and without disabilities to participate equally in social life</p> <p>Sub-goal 2.1: Reduce CO₂ emissions and energy consumption</p> <p>Sub-goal 2.4: Promote climate-adapted urban planning and reduce flood risks following heavy rainfall events</p> <p>Sub-goal 13.1: Make buildings accessible/wheelchair-friendly</p>
 <p>TARGET 11-C</p>	<p>Support least developed countries, including through financial and technical assistance, in building sustainable and resilient buildings utilizing local materials</p>	








SDG 12– Ensure sustainable consumption and production patterns

SDG targets	Goals of the City of Hanover	Sub-goals of the City of Hanover
<p>TARGET 12-1</p> <p>Implement the 10-Year Framework of Programmes on Sustainable Consumption and Production Patterns, all countries taking action, with developed countries taking the lead, taking into account the development and capabilities of developing countries.</p>		
<p>TARGET 12-2</p> <p>By 2030, achieve the sustainable management and efficient use of natural resources</p>	<p>Strategic goal 1: Ensure the quality of open spaces, maintain biodiversity</p> <p>Strategic goal 2: Significantly reduce greenhouse gas emissions, use energy efficiently and shape climate adaptation</p> <p>Strategic goal 4: Safeguard healthy conditions for life, protect resources</p>	<p>Sub-goal 1.1: Protect green and open spaces and develop them in a forward-looking manner</p> <p>Sub-goal 1.2: Maintain biodiversity</p> <p>Sub-goal 2.1: Reduce CO₂ emissions and energy consumption</p> <p>Sub-goal 4.2: Protect soil and secure soil quality</p> <p>Sub-goal 4.3: Maintain the good quality of drinking water and groundwater, improve the quality of water bodies</p> <p>Sub-goal 4.4: Avoid and recycle waste, reduce general waste</p>
<p>TARGET 12-3</p> <p>By 2030, halve per capita global food waste at the retail and consumer levels and reduce food losses along production and supply chains, including post-harvest losses</p>	<p>Strategic goal 5: Promote environmental awareness and sustainable lifestyles</p>	<p>Sub-goal 5.3: Adult education – sharpen environmental awareness, promote sustainable lifestyles</p>
<p>TARGET 12-4</p> <p>By 2020, achieve the environmentally sound management of chemicals and all wastes throughout their life cycle, in accordance with agreed international frameworks, and significantly reduce their release to air, water and soil in order to minimize their adverse impacts on human health and the environment</p>	<p>Strategic goal 4: Safeguard healthy conditions for life, protect resources</p>	<p>Sub-goal 4.2: Protect soil and secure soil quality</p> <p>Sub-goal 4.3: Maintain the good quality of drinking water and groundwater, improve the quality of water bodies</p>
<p>TARGET 12-5</p> <p>By 2030, substantially reduce waste generation through prevention, reduction, recycling and reuse</p>	<p>Strategic goal 4: Safeguard healthy conditions for life, protect resources</p> <p>Strategic goal 7: Ensure the forward-looking preservation and development of resources, strengthen sustainable business</p>	<p>Sub-goal 4.4: Avoid and recycle waste, reduce general waste</p> <p>Sub-goal 4.4: Avoid and recycle waste, reduce general waste</p>
<p>TARGET 12-6</p> <p>Encourage companies, especially large and transnational companies, to adopt sustainable practices and to integrate sustainability information into their reporting cycle</p>	<p>Strategic goal 7: Ensure the forward-looking preservation and development of resources, strengthen sustainable business</p>	<p>Sub-goal 7.2: Strengthen sustainable business</p>





SDG targets	Goals of the City of Hanover	Sub-goals of the City of Hanover
<p>TARGET 12-7</p>  <p>Promote public procurement practices that are sustainable, in accordance with national policies and priorities</p>	<p>Strategic goal 20: Establish sustainability as broadly as possible, strengthen participation at all levels</p>	<p>Sub-goal 20.2: Advance sustainable procurement and fair trade, expand municipal development cooperation</p>
<p>TARGET 12-8</p>  <p>By 2030, ensure that people everywhere have the relevant information and awareness for sustainable development and lifestyles in harmony with nature</p>	<p>Strategic goal 5: Promote environmental awareness and sustainable lifestyles</p>	<p>Sub-goal 5.1: Convey knowledge and promote the ability to identify problems of non-sustainable development and apply knowledge about sustainable development</p> <p>Sub-goal 5.2: Facilitate and further develop areas to experience nature</p> <p>Sub-goal 5.3: Adult education – sharpen environmental awareness, promote sustainable lifestyles</p>
<p>TARGET 12-A</p>  <p>Support developing countries to strengthen their scientific and technological capacity to move towards more sustainable patterns of consumption and production</p>	<p>Strategic goal 20: Establish sustainability as broadly as possible, strengthen participation at all levels</p>	<p>Sub-goal 20.2: Advance sustainable procurement and fair trade, expand municipal development cooperation</p>
<p>TARGET 12-B</p>  <p>Develop and implement tools to monitor sustainable development impacts for sustainable tourism that creates jobs and promotes local culture and products</p>	<p>Strategic goal 7: Ensure the forward-looking preservation and development of resources, strengthen sustainable business</p>	<p>Sub-goal 7.2: Strengthen sustainable business</p>
<p>TARGET 12-C</p>  <p>Rationalize inefficient fossil-fuel subsidies that encourage wasteful consumption by removing market distortions, in accordance with national circumstances, including by restructuring taxation and phasing out those harmful subsidies, where they exist, to reflect their environmental impacts, taking fully into account the specific needs and conditions of developing countries and minimizing the possible adverse impacts on their development in a manner that protects the poor and the affected communities</p>		













SDG 13 – Take urgent action to combat climate change and its impacts

SDG targets	Goals of the City of Hanover	Sub-goals of the City of Hanover
<p>TARGET 13-1</p>	Strategic goal 2: Significantly reduce greenhouse gas emissions, use energy efficiently and shape climate adaptation	Sub-goal 2.4: Promote climate-adapted urban planning and reduce flood risks following heavy rainfall events
<p>TARGET 13-2</p>	Strategic goal 2: Significantly reduce greenhouse gas emissions, use energy efficiently and shape climate adaptation	<p>Sub-goal 2.1: Reduce CO₂ emissions and energy consumption</p> <p>Sub-goal 2.2: Promote energy efficiency and implement environmental building and housing standards</p> <p>Sub-goal 2.3: Increase the proportion of renewable energies in total energy consumption</p> <p>Sub-goal 2.4: Promote climate-adapted urban planning and reduce flood risks following heavy rainfall events</p>
	Strategic goal 7: Ensure the forward-looking preservation and development of resources, strengthen sustainable business	Sub-goal 7.2: Strengthen sustainable business
<p>TARGET 13-3</p>	Strategic goal 5: Promote environmental awareness and sustainable lifestyles	<p>Sub-goal 5.1: Convey knowledge and promote the ability to identify problems of non-sustainable development and apply knowledge about sustainable development</p> <p>Sub-goal 5.2: Facilitate and further develop areas to experience nature</p> <p>Sub-goal 5.3: Adult education – sharpen environmental awareness, promote sustainable lifestyles</p>
<p>TARGET 13-A</p>	Implement the commitment undertaken by developed-country parties to the United Nations Framework Convention on Climate Change to a goal of mobilizing jointly \$100 billion annually by 2020 from all sources to address the needs of developing countries in the context of meaningful mitigation actions and transparency on implementation and fully operationalize the Green Climate Fund through its capitalization as soon as possible.	
<p>TARGET 13-B</p>	Promote mechanisms for raising capacity for effective climate change-related planning and management in least developed countries and small island developing States, including focusing on women, youth and local and marginalized communities	



SDG 14 – Conserve and sustainably use the oceans, seas and marine resources for sustainable development

SDG targets	Goals of the City of Hanover	Sub-goals of the City of Hanover
<p>TARGET 14-1</p>  <p>By 2025, prevent and significantly reduce marine pollution of all kinds, in particular from land-based activities, including marine debris and nutrient pollution</p>	<p>Strategic goal 4: Safeguard healthy conditions for life, protect resources</p> <p>Strategic goal 5: Promote environmental awareness and sustainable lifestyles</p>	<p>Sub-goal 4.3: Maintain the good quality of drinking water and groundwater, improve the quality of water bodies</p> <p>Sub-goal 5.1: Convey knowledge and promote the ability to identify problems of non-sustainable development and apply knowledge about sustainable development</p>
<p>TARGET 14-2</p>  <p>TARGET 14-3</p>  <p>TARGET 14-4</p>  <p>TARGET 14-5</p>  <p>TARGET 14-6</p>  <p>TARGET 14-7</p>  <p>TARGET 14-A</p>  <p>TARGET 14-B</p>  <p>TARGET 14-C</p>  <p>Targets regarding the protection of marine and coastal ecosystems</p>		















SDG 15 – Protect, restore and promote sustainable use of terrestrial ecosystems, sustainably manage forests, combat desertification, and halt and reverse land degradation and halt biodiversity loss

SDG targets	Goals of the City of Hanover	Sub-goals of the City of Hanover
<p>TARGET 15-1</p> <p>By 2020, ensure the conservation, restoration and sustainable use of terrestrial and inland freshwater ecosystems and their services, in particular forests, wetlands, mountains and drylands, in line with obligations under international agreements</p>	<p>Strategic goal 1: Ensure the quality of open spaces, maintain biodiversity</p> <p>Strategic goal 4: Safeguard healthy conditions for life, protect resources</p> <p>Strategic goal 7: Ensure the forward-looking preservation and development of resources, strengthen sustainable business</p>	<p>Sub-goal 1.2: Maintain biodiversity</p> <p>Sub-goal 4.2: Protect soil and secure soil quality</p> <p>Sub-goal 4.3: Maintain the good quality of drinking water and groundwater, improve the quality of water bodies</p> <p>Sub-goal 7.2: Strengthen sustainable business</p>
<p>TARGET 15-2</p> <p>By 2020, promote the implementation of sustainable management of all types of forests, halt deforestation, restore degraded forests and substantially increase afforestation and reforestation globally</p>	<p>Strategic goal 1: Ensure the quality of open spaces, maintain biodiversity</p>	<p>Sub-goal 1.2: Maintain biodiversity</p>
<p>TARGET 15-3</p> <p>TARGET 15-4</p> <p>Targets aimed at combating desertification and conserving mountain ecosystems</p>		
<p>TARGET 15-5</p> <p>Take urgent and significant action to reduce the degradation of natural habitats, halt the loss of biodiversity and, by 2020, protect and prevent the extinction of threatened species</p>	<p>Strategic goal 1: Ensure the quality of open spaces, maintain biodiversity</p> <p>Strategic goal 5: Promote environmental awareness and sustainable lifestyles</p>	<p>Sub-goal 1.2: Maintain biodiversity</p> <p>Sub-goal 5.1: Convey knowledge and promote the ability to identify problems of non-sustainable development and apply knowledge about sustainable development</p>
<p>TARGET 15-6</p> <p>TARGET 15-7</p> <p>Targets aimed at promoting appropriate access to genetic resources and combating poaching and trafficking of protected species of flora and fauna</p>		
<p>TARGET 15-8</p> <p>By 2020, introduce measures to prevent the introduction and significantly reduce the impact of invasive alien species on land and water ecosystems and control or eradicate the priority species</p>		
<p>TARGET 15-9</p> <p>By 2020, integrate ecosystem and biodiversity values into national and local planning, development processes, poverty reduction strategies and accounts</p>		
<p>TARGET 15-A</p> <p>Mobilize and significantly increase financial resources from all sources to conserve and sustainably use biodiversity and ecosystems</p>		
<p>TARGET 15-B</p> <p>TARGET 15-C</p> <p>Targets aimed at financing sustainable forest management in developing countries</p>		



SDG 16 – Promote peaceful and inclusive societies for sustainable development, provide access to justice for all and build effective, accountable and inclusive institutions at all levels

SDG targets		Goals of the City of Hanover	Sub-goals of the City of Hanover
TARGET 16-1 	Significantly reduce all forms of violence and related death rates everywhere	Strategic goal 10: Strengthen family-, youth- and senior-friendly infrastructure, enable participation	Sub-goal 10.5: Increase public safety
TARGET 16-2 	End abuse, exploitation, trafficking and all forms of violence against and torture of children	Strategic goal 20: Establish sustainability as broadly as possible in government, strengthen participation at all levels	Sub-goal 20.2: Advance sustainable procurement and fair trade, expand municipal development cooperation
TARGET 16-3 	Promote the rule of law at the national and international levels and ensure equal access to justice for all		
TARGET 16-4 	By 2030, significantly reduce illicit financial and arms flows, strengthen the recovery and return of stolen assets and combat all forms of organized crime		
TARGET 16-5 	Substantially reduce corruption and bribery in all their forms		
TARGET 16-6 	Develop effective, accountable and transparent institutions at all levels	Strategic goal 18: Ensure a sustainable municipal fiscal policy	Sub-goal 18.1: Ensure responsible budget management practices that secure intergenerational fairness Sub-goal 18.2: Use financial resources effectively and in a forward-looking manner
		Strategic goal 19: Strengthen modern, efficient and resident-friendly government	Sub-goal 19.2: Increase the quality of government services through digitalisation
TARGET 16-7 	Ensure responsive, inclusive, participatory and representative decision-making at all levels	Strategic goal 20: Establish sustainability as broadly as possible, strengthen participation at all levels	Sub-goal 20.1: Strengthen engagement of residents, embed opportunities for participation and involvement structurally in administrative actions Sub-goal 20.3: Develop integrated sustainability management
TARGET 16-8 	Targets aimed at strengthening participation of developing countries in institutions of global governance and ensuring birth registration		
TARGET 16-9 			
TARGET 16-10 	Ensure public access to information and protect fundamental freedoms, in accordance with national legislation and international agreements	Strategic goal 19: Strengthen modern, efficient and resident-friendly government	Sub-goal 19.2: Increase the quality of government services through digitalisation
TARGET 16-A 	Targets aimed at fostering international cooperation in building capacity to prevent violence and combat terrorism as well as promoting non-discriminatory laws and policies		
TARGET 16-B 			



SDG 17 – Strengthen the means of implementation and revitalize the Global Partnership for Sustainable Development

SDG targets	Goals of the City of Hanover	Sub-goals of the City of Hanover
<p>TARGET 17-1 TARGET 17-2</p>   <p>TARGET 17-3 TARGET 17-4</p>   <p>TARGET 17-5 TARGET 17-6</p>   <p>TARGET 17-7 TARGET 17-8</p>   <p>TARGET 17-9 TARGET 17-10</p>   <p>TARGET 17-11 TARGET 17-12</p>   <p>TARGET 17-13 TARGET 17-15</p>  	<p>Targets aimed at financially supporting developing countries, promoting technology and building capacity, developing equitable multilateral trading systems and improving policy and institutional coherence</p>	
<p>TARGET 17-14</p> 	<p>Enhance policy coherence for sustainable development</p>	<p>Strategic goal 20: Establish sustainability as broadly as possible, strengthen participation at all levels</p> <p>Sub-goal 20.3: Develop integrated sustainability management</p>
<p>TARGET 17-16</p> 	<p>Enhance the Global Partnership for Sustainable Development, complemented by multi-stakeholder partnerships that mobilize and share knowledge, expertise, technology and financial resources, to support the achievement of the Sustainable Development Goals in all countries, in particular developing countries</p>	<p>Strategic goal 16: Develop Hanover as an international city of culture</p> <p>Sub-goal 16.2: Use the quality of international networks and expand city partnerships</p> <p>Strategic goal 20: Establish sustainability as broadly as possible, strengthen participation at all levels</p> <p>Sub-goal 20.2: Advance sustainable procurement and fair trade, expand municipal development cooperation</p>
<p>TARGET 17-17</p> 	<p>Encourage and promote effective public, public-private and civil society partnerships, building on the experience and resourcing strategies of partnerships</p>	<p>Strategic goal 16: Develop Hanover as an international city of culture</p> <p>Sub-goal 16.2: Increase the quality of international networks and expand city partnerships</p> <p>Strategic goal 20: Establish sustainability as broadly as possible, strengthen participation at all levels</p> <p>Sub-goal 20.2: Advance sustainable procurement and fair trade, expand municipal development cooperation</p>
<p>TARGET 17-18 TARGET 17-19</p>  	<p>Targets aimed at helping developing countries build statistical capacity</p>	

ANNEX

Overview of the catalogue of goals, indicators and selected programmes, projects and measures of the City of Hanover

In the following overview, the indicators used are matched with the relevant strategic goals and sub-goals of the City of Hanover and the programmes, projects and measures that contribute to the implementation of the goals are listed. As far as possible, the corresponding data for 2019 are also presented for each indicator. The overview shows that the implementation of a municipal sub-goal can support not just one, but multiple SDG targets. In total, there are around 180 connections to the City of Hanover's system of goals.

ENVIRONMENTAL DIMENSION

Strategic goal 1: Ensure the quality of open spaces, maintain biodiversity

SDG	Sub-goals of the City of Hanover	Indicator	2019 data	Description of indicator	Programmes, projects and measures (selection)
11.3 11.7 12.2 15.1	1.1 Protect green and open spaces and develop them in a forward-looking manner	# 1. Green and open spaces	9,565 ha, 46.9% (2018) 107 m ³ per resident, publicly accessible (2018)	Size of green and open spaces in hectares, percentage of municipal land and in square metres per resident	<ul style="list-style-type: none"> ■ "Urban green space 2030" open space development concept ■ Implementation of allotment concept 2016–2025 ■ Implementation of agriculture programme ■ Guidelines for the development of commercial spaces ■ "Green Hanover" funding programme
		# 2. Intensity of land use	20,430 ha in total (2018) Housing: 10,741 ha (52.6%) Transport: 3,500 ha (17.1%) Housing and transport: 14,097 ha (69.0%)	Land by type of use (total) in hectares and as a percentage of the total municipal area as well as area used for housing and transport in hectares and as a percentage of the municipal area	
6.6 11.3 12.2 15.1 15.2	1.2 Maintain biodiversity	# 3. Protected areas	Protected landscapes: 4,326.7 ha Fauna and flora habitat areas: 932.9 ha Nature reserves: 474.6 ha Protected biotopes: 342.6 ha Protected landscape components: 48 ha	Size of protected landscapes, nature reserves and protected landscape components (including FFH) in hectares and as a percentage of the municipal area	<ul style="list-style-type: none"> ■ "More nature in the city" programme ■ "Urban green space – species-rich and diverse" ■ "Cities venture into the wild" project ■ Marl pit HPC I Misburg ■ Forest management 2012–2022 ■ Status analysis of forest ecology
		# 4. Municipal forests	1,407 ha in total (2012) Recreational forest under near-natural management: 915 ha Altwarmbüchen marsh: 169 ha Protection forest: 125 ha Recreational forest: 117 ha Zoo: 81 ha	Total area of municipal forests by category of operation in hectares	

ENVIRONMENTAL DIMENSION

Strategic goal 2: Significantly reduce greenhouse gas emissions, use energy efficiently and shape climate adaptation

SDG	Sub-goals of the City of Hanover	Indicator	2019 data	Description of indicator	Programmes, projects and measures (selection)
7.3 11.b 12.2 13.2	2.1 Reduce greenhouse gas emissions by 95 per cent and final energy consumption by 50 per cent (compared with 1990) by 2035	# 5. CO ₂ emissions and energy consumption	5.2 million tonnes of CO ₂ equivalents (2015) – greenhouse gas emissions 11,959 GWh (2015) – total energy consumption 9.3 tonnes of CO ₂ per resident (2015) – CO ₂ emissions per resident	Greenhouse gas emissions in tonnes of CO ₂ and energy consumption in gigawatt hours (GWh) by sector (business, private households, transport) and in per cent compared with 1990; CO ₂ emissions per resident and year	<ul style="list-style-type: none"> ■ Implementation of 100% for climate change mitigation master plan ■ Climate change mitigation programme Hanover 2035 ■ Concept for climate-neutral city government by 2035 ■ Energy saving programmes in schools, daycare centres and the city government (GSE – energy management group within schools, KliK – climate change mitigation in daycare centres, CSI office) ■ e.coSport (renovation of sports facilities)
		# 6. Energy consumption in municipal properties	170.33 GWh	Final energy consumption in gigawatt hours (GWh) per budget year	
		# 7. Heat and electricity consumption in selected public facilities	384,633 MWh (2015); 36% schools/daycare centres	Heat and electricity consumption by type of energy use in megawatt hours (MWh)	<ul style="list-style-type: none"> ■ e.coSport (renovation of sports facilities)
7.a 13.2	2.2 Promote energy efficiency and implement environmental building and housing standards	# 8. Passive house standard	1,903 (2020)	Number of residential units with funding approved by proKlima (passive house residential units, new passive house residential buildings and non-residential buildings (NiWo) – new and completely refurbished)	<ul style="list-style-type: none"> ■ Environmental construction standards for municipal buildings ■ New municipal buildings are largely passive house standard ■ enerCity-Fonds proKlima ■ “Energy efficiency with stable rents” municipal subsidy programme ■ Kronsberg-Süd development area ■ zero:epark zero-emission settlement
7.a 7.2 13.2	2.3 Increase the proportion of renewable energies in total energy consumption	# 9. Renewable energies	2.5% renewable energies 1,620 photovoltaic systems 28,600 kWp 0.47 m ² per resident	Renewable energies (wind, photovoltaic, biomass, gas) as a percentage of total final energy consumption as well as number and output of installed photovoltaic systems in kilowatt peak (kWp) and installed module area in square metres per resident	<ul style="list-style-type: none"> ■ “Hanover catching the sun” solar energy campaign, digital solar atlas ■ Municipal roof areas leased for the purpose of installing photovoltaic systems, which are operated to generate own electricity
11.b 13.1 13.2	2.4 Promote climate-adapted urban planning and reduce flood risks following heavy rainfall events	# 10. Climatic and ecological compensation areas	8,632 ha (42%); (2016)	Cold-air producing areas by type of cold air supply, total size in hectares and proportion of total green spaces in per cent	<ul style="list-style-type: none"> ■ Climate change adaptation strategy, “climate adaptation map” ■ “Green Hanover” funding programme ■ “Climate welfare” pilot project ■ TransMIT (resource-efficient urban districts of the future) joint project
		# 11. Trees located in streets	46,994 (2020); 580 new trees planted, 427 trees felled (2020)	Number of trees located in streets, new trees and trees felled	

ENVIRONMENTAL DIMENSION

Strategic goal 3: Strengthen environmentally friendly mobility, reduce motorised private transport

SDG	Sub-goals of the City of Hanover	Indicator	2019 data	Description of indicator	Programmes, projects and measures (selection)
11.2	3.1 Strengthen ecomobility, improve accessibility and make places easier to reach	# 12. Modal split	Walking: 26%; cycling: 19%; motorised private transport: 36%; public transport: 19% (2017)	Share of each mode of transport (walking, cycling, motorised private transport, public transport) as a percentage of all journeys within the city	<ul style="list-style-type: none"> ■ 2025 mobility master plan ■ Cycling concept ■ “Hanover – lust for cycling” initiative ■ Network of cycling routes ■ Development and roll-out of a traffic management system ■ Hybrid and electric buses for public transport
		# 13. Car density	218,632 (total) (2020); 402 per 1,000 residents	Total number of cars, number of cars per 1,000 residents and by alternative drive systems	
		# 14. Car sharing services	481 (2020); 89 per 100,000 residents	Number of car sharing vehicles (station-based and free-floating) in total and per 100,000 residents	
		# 15. Public transport supply and demand	172 million per year; 58.5% hybrid and electric buses	Number of passengers carried by municipal transport companies (ÜSTRA Hannoversche Verkehrsbetriebe AG) in millions per year, as well as the share of hybrid and electric buses in per cent	
		# 16. Access to public transport	93%	Percentage of residents within the City of Hanover who live up to 300 metres away from the nearest bus stop and up to 500 metres away from the nearest commuter train (S-Bahn) or light rail (Stadtbahn) stop	
11.2	3.2 Promote electromobility and make urban logistics city-friendly	# 17. Electromobility and charging infrastructure	Total electric vehicles: 1,905 (0.75%) (2020) 155 publicly accessible recharging points (June 2020) 32 (6.6%) electric vehicles in City of Hanover fleet	Number of registered electric vehicles (including plug-in hybrid and hydrogen fuel cell cars); number of publicly accessible recharging points as defined by the charging infrastructure concession; number of electric vehicles in the City of Hanover’s fleet compared to passenger cars and light commercial vehicles (up to 2.8 tonnes)	<ul style="list-style-type: none"> ■ “Hanover goes electric” electromobility project ■ Expansion of charging infrastructure ■ Conversion of municipal vehicle fleet ■ “Urban logistics” pilot project
3.4	3.3 Reduce noise pollution, increase road safety	# 18. Noise pollution	59,700 people affected in total (2017)	Number of people affected in isophone areas with specific levels	<ul style="list-style-type: none"> ■ Noise abatement plan 2018 ■ “Think of me” campaign
3.6		# 19. Road traffic accidents involving children	170	Number of children (under 15 years) involved in road traffic accidents in built-up areas as well as by mode of transport involved	
11.2					

ENVIRONMENTAL DIMENSION

Strategic goal 4: Safeguard healthy conditions for life, protect resources

SDG	Sub-goals of the City of Hanover	Indicator	2019 data	Description of indicator	Programmes, projects and measures (selection)
3.9 11.6	4.1 Improve air quality	# 20. Air quality	39 µg/m ³ Göttinger Strasse traffic measuring station 16 µg/m ³ Lindener Berg background station	Air pollution due to nitrogen dioxide (NO ₂) at the traffic measuring station in Göttinger Strasse and the background station at Lindener Berg as well as at the passive sampler locations as annual average figures in micrograms per cubic meter (µg/m ³) and exceedance of selected EU limits for pollutants	<ul style="list-style-type: none"> Air quality monitoring Update and implementation of "air quality plan"
11.3 11.6 12.2 12.4 15.1	4.2 Protect soil and secure soil quality	# 21. Contaminated sites	141 examined (2012–2018); 19 remediated	Number of contaminated sites with sensitive use (playgrounds) that were examined and remediated	<ul style="list-style-type: none"> Contaminated sites programme 2012–2018 Systematic exploration of potentially hazardous sites belonging to the city
		# 22. Soil in need of protection	45 km ² (22%) – very high need for protection 38 km ² (18%) – high to moderate 121 km ² (60%) – low to zero	Soil in need of protection, by soil class in square kilometres and as a percentage of the total area	<ul style="list-style-type: none"> Soil function assessment to determine need for protection of soil
6.b 6.3 6.4 6.6 12.2 12.4 14.1 15.1	4.3 Maintain the good quality of drinking water and groundwater, improve the quality of water bodies	# 23. Drinking water consumption	142 litres per resident (2019)	Drinking water consumption of tariff customers in the water supply network of enercity AG, Hanover, in litres per resident per day	<ul style="list-style-type: none"> Mixed forest planting programme in the Fuhrberger-Feld water conservation area Resource-optimised transformation of combined and separate sewage systems in existing districts with high pressure from urban development (TransMiT)
		# 24. Wastewater treatment	All current statutory limits are complied with	Selected parameters relating to the wastewater treatment performance of the sewage treatment network of Hanover Wastewater Treatment Services	<ul style="list-style-type: none"> Map of water body quality 2018 Restoration of water bodies Groundwater monitoring
		# 25. Sewage sludge quality	All current statutory limits are complied with	Proportion of heavy metals and organic pollutants contained in sewage sludge in milligrams per kilogram (mg/kg) and nanogram per kilogram (ng/kg), dry mass and percentage comparison with limits	
		# 26. Water quality	48.6% with quality grade II	Biological quality of running waters – percentage of length with quality grade II out of the total length of all running waters	
8.4 11.6 12.2 12.5	4.4 Avoid and recycle waste, reduce general waste	# 27. Volume of waste	481 kg per resident (total); 222 kg disposed of per resident	Quantity of waste delivered from the Region of Hanover and disposed of, as well as the separately recorded quantity of recyclable materials from households in kilograms per resident per year	<ul style="list-style-type: none"> "Clean Hanover" initiative "Hanover is chipper" campaign "Hannoccino" initiative (returnable cups) HOP! – plastic-free Hanover Educational projects on sustainable lifestyles

ENVIRONMENTAL DIMENSION

Strategic goal 5: Promote environmental awareness and sustainable lifestyles

SDG	Sub-goals of the City of Hanover	Indicator	2019 data	Description of indicator	Programmes, projects and measures (selection)
4.7 6.3 10.3 12.8 13.3 14.1 15.5	5.1 Convey knowledge and promote the ability to identify problems of non-sustainable development and apply knowledge about sustainable development	# 28. Education for sustainable development (ESD) for daycare centres and schools	641 offerings 60,913 participants	Number of classes, workshops, further training courses, guided tours and events held and number of participants	<ul style="list-style-type: none"> ■ "Paper transition" project ■ Energy saving programmes in schools and daycare centres (GSE – energy management group within schools, KliK – climate change mitigation in daycare centres) ■ Schoolchildren run sustainable companies; workshops on sustainable lifestyles ■ "Our school trades fair" programme and Fairtrade Schools
4.7 6.3 11.3 11.7 12.8 13.3	5.2 Facilitate and further develop areas to experience nature	# 29. Extra-curricular places of learning and areas to experience nature	27 ha 1,996 offerings 66,290 visitors	Size in hectares (ha) and number of teaching sessions, workshops, continuing education classes, guided tours, events and promotions held, as well as number of participants	<ul style="list-style-type: none"> ■ Hanover School Biology Centre ■ Eilenriede Forest Station ■ Hanover children's forest
4.7 6.3 8.7 10.3 12.3 12.8 13.3	5.3 Adult education – sharpen environmental awareness, promote sustainable lifestyles	# 30. Environmental education and sustainable lifestyles for adults		Qualitative description	<ul style="list-style-type: none"> ■ Environmental education offerings and public relations campaigns ■ World Fair Trade Day and Fair Week ■ "HOP! – plastic-free Hanover" initiative ■ "Car-free Sunday – Hanover's climate party" ■ Educational offerings promoting lifelong learning ■ Interactive exhibitions ■ Further training courses

ECONOMIC DIMENSION

Strategic goal 6: Strengthen Hanover as a location for business and jobs

SDG	Sub-goals of the City of Hanover	Indicator	2019 data	Description of indicator	Programmes, projects and measures (selection)
8.1	6.1 Strengthen economic efficiency and promote balanced economic structures	# 31. Gross domestic product	EUR 33,667 million (2018) EUR 78,994 per working person per year	Total gross domestic product in millions of euros and per working person in thousands of euros per year	<ul style="list-style-type: none"> ■ Economic structure and key industries ■ Realignment of the retail and centres concept ■ Integrated concept for a future-proof, resilient city centre
8.2		# 32. Trade and income tax	Trade tax: EUR 759.2 million	Trade tax and municipal share of income tax in millions of euros (net) per year	
8.3			Municipal share of income tax: EUR 270.7 million		
9.1		# 33. Employment structure by economic sector	Human health and social work activities: 15.3% Manufacturing: 13.4% Administrative and support service activities: 9.8% Retail trade: 9.6%	Employees subject to social insurance contributions at their place of work according to economic sector classification	
9.2					
		# 34. Retail centrality	Purchasing power: EUR 24,008 per resident Retail purchasing power: EUR 6,057 per resident Retail sales per resident: EUR 6,471 Retail centrality index rating: 123.6	Purchasing power, retail purchasing power and retail sales per resident in euros as well as retail centrality index rating	
4.2	6.2 Promote work and employment as well as vocational and further training	# 35. Employees subject to social insurance contributions and employment rate	212,575 employees subject to social insurance contributions Employment rate: 68.0%	Number of employees subject to social insurance contributions and in marginal employment at their place of residence, along with employment rate in per cent	<ul style="list-style-type: none"> ■ Urban integration management for refugees ■ Regional alliance for specialists ■ "City of Hanover award – women make a location strong" ■ Municipal employment promotion scheme – Hölderlinstrasse liaison office ■ Vocational training portal and "careers night"
4.4		# 36. Commuter flows	179,865 inward commuters 63,479 outward commuters Net commuter rate: 54.8%	Number of inward and outward commuters as well as net commuters, absolute number and as a percentage of employees subject to social insurance contributions at their place of residence	
8.2					
8.3					
8.5		# 37. Unemployment	23,396 (total) Persons with a migrant background: 38.8%; 25–49 year-olds: 62.1%	Total number of unemployed persons, percentage of unemployed persons with a migrant background and percentage of unemployed persons by age	
8.6					
10.2		# 38. Apprentices	40,367 (total), of which 26,150 attending vocational schools	Number of students attending vocational schools by school form and by vocational field	

ECONOMIC DIMENSION

Strategic goal 7: Ensure the forward-looking preservation and development of resources, strengthen sustainable business

SDG	Sub-goals of the City of Hanover	Indicator	2019 data	Description of indicator	Programmes, projects and measures (selection)
8.2 8.3 9.5	7.1 Secure existing businesses and promote new ones	# 39. Number of businesses in Hanover	22,626 businesses; 311,522 employees subject to social insurance contributions, including 175 large businesses with 185,408 employees subject to social insurance contributions (2018)	Businesses by size class of employees subject to social insurance contributions	<ul style="list-style-type: none"> ■ Municipal Business Promotion Service: networks/advice ■ Local economic organisations/interest groups and business associations ■ kreH tiv Netzwerk-Hannover e. V. ■ Business promotion association hannover-impuls GmbH: start-up programmes
		# 40. Start-ups	4,485 newly registered businesses 3,508 deregistered businesses	Number of newly registered and deregistered businesses	
2.3 2.4 7.3 7.a 8.4 8.9 9.4 12.b 12.5 12.6 13.2 15.1	7.2 Strengthen sustainable business	# 41. Companies receiving ECOPROFIT recognition	214 businesses (1999–2020) Savings in the period 2019/2020: 4,757 tonnes of CO ₂ 617 tonnes of waste 8,647 m ³ of water 15,824 MWh of energy EUR 2,891,000	Total number of businesses receiving ECOPROFIT recognition and total savings per year	<ul style="list-style-type: none"> ■ Recognition from ECOPROFIT Hanover/ECOPROFIT club ■ Hannover Marketing & Tourismus GmbH (HMTG): “Hanover living – a sustainable tour of the city” ■ Hannover Congress Centrum (HCC): sustainable conference venue ■ Agriculture programme ■ Further development of weekly and farmers’ markets ■ “IKOPRO-LIST” funding programme
		# 42. Sustainable tourism		Qualitative description	
		# 43. Regional agriculture	2,527 ha (12.4%) 8% organically farmed	Agricultural land (arable and grassland) in hectares and as a percentage of the total municipal area as well as organically farmed land as a percentage of total agricultural land	
8.3	7.3 Secure and further develop existing business parks	# 44. Availability of commercial space		Qualitative description	<ul style="list-style-type: none"> ■ Guidelines for the development of commercial spaces ■ Sustainable business parks ■ “KlimaList sustainable business park”

ECONOMIC DIMENSION

Strategic goal 8: Strengthen innovation

SDG	Sub-goals of the City of Hanover	Indicator	2019 data	Description of indicator	Programmes, projects and measures (selection)
4.3	8.1 Strengthen Hanover as a hub of post-secondary education and science, expand cooperations	# 45. Students	50,266 (total) 7,976 (15.9%) students from outside the EU or EEA (winter semester 2019/2020)	Number of students and students from outside the EU or EEA at post-secondary institutions in the City of Hanover	<ul style="list-style-type: none"> ■ Cluster of research establishments ■ Excellence initiative ■ Hannover Science Initiative ■ Hanover science and technology park (Wissenschafts- und Technologiepark Hannover – WTH) ■ “Welcoming culture for international students” programme ■ Fields of action of hannoverimpuls GmbH: life sciences and medical technology, digital economy and production technology, technology and innovation (TI), energy and mobility, internationalisation ■ “Urban logistics” initiative
4.5					
8.3		# 46. Innovation and internationalisation		Qualitative description	
9.5					

SOCIAL DIMENSION

Strategic goal 9: Ensure needs-based, accessible and affordable housing, further develop neighbourhoods in a social and inclusive manner

SDG	Sub-goals of the City of Hanover	Indicator	2019 data	Description of indicator	Programmes, projects and measures (selection)
10.2 11.1	9.1 Create appropriate housing for all, further develop existing housing stock	# 47. Housing stock	296,889 (total) (2018) 15.0% (1–2 room apartments) 60.6% (3–4 room apartments) 24.4% (Apartments with 5 rooms or more) 42.0 m ² per resident	Number of apartments and their percentage by size, as well as living space per resident in square metres	<ul style="list-style-type: none"> ■ Housing concept 2025 ■ Living space initiative ■ Hanover housing construction programme 2016 ■ Development areas such as Kronsberg Süd and Wasserstadt Limmer ■ Municipal housing subsidy programme
		# 48. Support for the housing market	19,360 social housing units 19,694 occupancy rights exercised 1,787 units registered as vacant 2,611 recognised applications for arrangement of social housing 1,335 units arranged	Number of social housing units, number of occupancy rights exercised and number of units registered as vacant, number of recognised applications for arrangement of social housing and number of units arranged	
		# 49. Affordable housing	Average price: EUR 8.94 per m ² 30.5% over EUR 10 per m ²	Rents advertised by size of apartment for new and re-lettings, in euros per square metre	
		# 50. Appropriate housing	10,255 (total) Apartments advertised that meet the criteria for the cost of accommodation: 3,085 of which 51 suitable for 4-person household, of which 3 suitable for 5-person household	Number of rental apartments advertised in total, by size and “appropriateness of the cost of the accommodation”	
		# 51. Recipients of housing benefit	4,176	Number of households receiving housing benefit	
		# 52. Vacant apartments	5,223 vacant apartments; 1.8% vacancy rate (2020)	Number of vacant apartments and vacancy rate	
		# 53. Municipal housing construction	1,295 completed units; 2.4 units per 1,000 residents Building permits: 2,964	Number of finished units in total and per 1,000 residents (construction rate)	
		10.2 11.1 11.3 11.7	9.2 Further develop neighbourhoods in a social and inclusive manner	# 54. Social and inclusive neighbourhood development	
# 55. Provision of green spaces near residential areas	Varying rate of provision (see map)			Proportion of housing development within a 325-metre radius of green spaces	
# 56. Basic services near residential areas	102.8% (City of Hanover as a whole)			Purchasing power retention rate in per cent for individual districts	

SOCIAL DIMENSION

Strategic goal 10: Strengthen family-, youth- and senior-friendly infrastructure, enable participation

SDG	Sub-goals of the City of Hanover	Indicator	2019 data	Description of indicator	Programmes, projects and measures (selection)
4.2 11.7	10.1 Design family-friendly infrastructure in line with needs	# 57. Degree of childcare provision	35,587; rate of childcare provision: 0–2 year-olds: 43.1% 1–2 year-olds: 62.6% 3–5 year-olds: 97.6% 73.3% (primary school children)	Number of approved childcare places, proportion of children with childcare places and rate of childcare provision in per cent	<ul style="list-style-type: none"> ■ Family conferences ■ Recommendations regarding guidelines for action in the area of family policy from 2016 to 2021 ■ “Hanover daycare centres on the path to inclusion” programme ■ Family centres: “district mothers and fathers” ■ Adventure parks, playgrounds and amateur football fields
		# 58. Provision of playgrounds	52.4% (very good/good) 15.4% (adequate) 32.2% (poor/insufficient)	Rate of provision of playgrounds by sports district on the basis of 2.55 square metres per resident in the play area	
10.2 11.3	10.2 Make municipalities youth-friendly	# 59. Youth-friendly city		Qualitative description	<ul style="list-style-type: none"> ■ Initiative to promote youth participation in local politics ■ Youth participation unit ■ Youth centres ■ Leisure facility for children and young people, programme of activities for young people in the school holidays
1.3 2.1 10.2	10.3 Enable participation in society regardless of financial circumstances	# 60. Risk of poverty	21.40%	Percentage of persons with an equivalised disposable income below 60% of the median (at-risk-of-poverty rate)	<ul style="list-style-type: none"> ■ “The Hanover strategy – local contribution to improving the prospects of children living in poverty” ■ Hanover active pass ■ Municipal employment promotion scheme ■ Municipal housing benefit campaign ■ “Old age-poverty-debt” prevention project ■ Hanover active pass
		# 61. Proportion of welfare benefit recipients	79,850 (14.7%); 26.5% (children) 23.1% (families) 46.0% (single parents)	Number of recipients of welfare benefits to cover subsistence costs by age, family unit and nationality – absolute number and as a proportion of the population	
1.3 3.8 10.2	10.4 Help elderly people live and reside independently and in an intergenerationally fair manner	# 62. Provision of services for people in need of care	25,795 (total); 12,435 at home without care service 115 care services/4,920 staff; 92 care homes/5,104 staff (2017)	Number of people in need of care, utilisation of care provision by type of care and number of staff	<ul style="list-style-type: none"> ■ Seniors plan 2021 ■ Age-friendly district development ■ Establishment of district centres/promotion of outpatient health and care centres ■ Offerings by the “Hanover municipal seniors service” ■ Digitalisation of work with seniors
		# 63. Basic income in old age	13,229 (9.9%)	Number of people over 60 receiving welfare benefits – absolute number and as a proportion of the population, as well as by gender and nationality	
16.1	10.5 Increase public safety	# 64. Public safety	69,613 criminal offences; 25,311 cases	Number of criminal offences – total and by group of criminal offences in per cent as well as number of administrative offences by group of administrative offences	<ul style="list-style-type: none"> ■ Implementation and further development of the concept for “safety and order in public spaces” ■ Concept to ensure the safety of events

SOCIAL DIMENSION

Strategic goal 11: Ensure inclusive, equal and high-quality education, promote lifelong learning

SDG	Sub-goals of the City of Hanover	Indicator	2019 data	Description of indicator	Programmes, projects and measures (selection)			
4.a 4.1 4.4 4.5 4.6 8.6 10.2	11.1 Design educational infrastructure in line with needs	# 65. Needs-based offering of school places	99 schools; 46,689 pupils	Number of schools and number of pupils by school form	<ul style="list-style-type: none"> ■ Municipal school development plan 2020 ■ Establishment of education office ■ “School [plus] – neighbourhood and school programme” ■ “Education means integration” ■ “Early years education” ■ Support provided by the City of Hanover to manage the transition from school to career 			
		# 66. Pupils changing school form	597, of which 309 originally attended an upper secondary school	Number of pupils in school years five to nine who changed school form				
		# 67. Successes in education and school drop-out rate	General entrance qualification for post-secondary education: 44.7% Academic part of entrance qualification for a university of applied sciences: 5.2% Intermediate school-leaving qualifications: 30.8% Basic school-leaving qualification: 12.6% No basic school-leaving qualification: 6.7%	Proportion of school-leaving qualifications obtained by all pupils in general education, broken down by school form as well as proportion without a basic school-leaving qualification				
		# 68. Availability of all-day primary schools	44 (total) 9,241 pupils Proportion of children using childcare: 72.1%	Number of all-day primary schools – total and as a percentage of all primary schools, as well as number of pupils who use all-day primary schools		<ul style="list-style-type: none"> ■ Further development of “quality initiative for primary school childcare” ■ “Rucksack school” programme ■ Further development of inclusive education ■ “Education means integration” project – education monitoring and management ■ Inclusion advisory board of the City of Hanover ■ “Specialist schools” 		
		# 69. Inclusive education	2,565, of which 65% in secondary level I at integrated comprehensive schools	Number of inclusively educated pupils with special educational needs, by focus of needs and individual school year				
		4.3 8.5 10.2 10.3	11.3 Support lifelong learning	# 70. Lifelong learning		30,391 (total) Language courses: 13,079	Number of people taking courses at VHS Hannover (Hannover adult education centre) – total and by programme area	<ul style="list-style-type: none"> ■ Courses offered by VHS Hannover ■ Basic education/second-chance school-leaving qualifications offered by VHS Hannover
				# 71. Second-chance education		34 courses held 569 participants 178 examination candidates	Number of courses held at VHS Hannover, number of participants and number of examination candidates (total, basic school-leaving qualification and intermediate secondary school qualification)	

SOCIAL DIMENSION

Strategic goal 12: Enable “sport for all”

SDG	Sub-goals of the City of Hanover	Indicator	2019 data	Description of indicator	Programmes, projects and measures (selection)
3.4 11.7	12.1 Increase involvement in sport, create a variety of inclusive ways for people to exercise	# 72. Organisation rate in terms of sports clubs	115,600 (total); 21.3% (total organisation rate) (2020) 61.8%: highest organisation rate (7–14 year-olds) 14.8%: lowest organisation rate (27–40 year-olds)	Total number of members of sports clubs and organisation rate by age in per cent	<ul style="list-style-type: none"> ■ Courses for under-represented target groups ■ Promotion of infant exercise ■ Sport in public spaces ■ Contact office for “inclusion in and through sport” ■ Implementation of sport development plan 2016; “sport for all”; “sport in the park” ■ Sport theme days ■ International Hanover Cup ■ Hanover city relay
		# 73. Self-organised sport		Qualitative description	
3.4 11.3 11.7	12.2 Improve the space available for sport	# 74. Provision of space for sport	Indoor spaces for sport 94% (City of Hanover as a whole) 58% (Ricklingen) to 192% (centre) Outdoor spaces for sport 148% (City of Hanover as a whole) 60% (Vahrenwald/List) to 238% (Herrenhausen/Stöcken)	Rate of provision of indoor and outdoor spaces for sport in per cent	<ul style="list-style-type: none"> ■ Creation of new sports facilities ■ Opening of spaces for informal sport ■ Implementation of swimming pools concept
		# 75. Provision of swimming pools	Indoor swimming pools: 6 7 m ² per 1,000 residents 257,133; Outdoor swimming pools 7 24 m ² per 1,000 residents 499,082	Number of swimming pools (indoor and outdoor), rate of provision (area of water in square metres per 1,000 residents) and number of visitors	

SOCIAL DIMENSION

Strategic goal 13: Enable people with and without disabilities to participate equally in social life

SDG	Sub-goals of the City of Hanover	Indicator	2019 data	Description of indicator	Programmes, projects and measures (selection)
10.3 11.b 11.2 11.3 11.7	13.1 Make buildings accessible/ wheel- chair-friendly	# 76. Accessi- bility		Qualitative description	<ul style="list-style-type: none"> ■ "Round table for people with disabilities" ■ Accessibility of buildings, public/green spaces, public modes of transport and public transport infrastructure ■ Hanover in easy language
8.5 10.3	13.2 Enable inclusive education and employment	# 77. Inclusive education and employment		Qualitative description	<ul style="list-style-type: none"> ■ Inclusion advisory board of the City of Hanover ■ "Hanover daycare centres on the path to inclusion" programme ■ Inclusive education ■ Municipal employment promotion scheme – Hölderlinstrasse liaison office ■ Further education offered by VHS Hannover ■ Inclusion award for business
10.2 11.3	13.3 Strengthen inclusion through culture and sport	# 78. Inclusive cultural and sports offer- ings		Qualitative description	<ul style="list-style-type: none"> ■ Special Olympics ■ Exhibition explaining the motives behind the contact office for "inclusion in and through sport" ■ "Forum article 30 UN CRPD/inclusion in culture, leisure and sport" ■ Barrier-free access to culture, leisure and sport

SOCIAL DIMENSION

Strategic goal 14: Facilitate integration, enable equal participation, guard against discrimination

SDG	Sub-goals of the City of Hanover	Indicator	2019 data	Description of indicator	Programmes, projects and measures (selection)
10.3 10.7	14.1 Equal participation in economic, societal, political, cultural and social life	# 79. Population with a migrant background	206,855 (38.1%)	Number of people with a migrant background, total and as a percentage of the population	<ul style="list-style-type: none"> ■ Updated local integration plan LIP 2.0 ■ Urban integration management ■ Integration advisory boards in the districts ■ "Refugees – from temporary accommodation to living in the districts" integration concept
		# 80. Equal participation by people with experience of displacement or with a migrant background		Qualitative description	
10.3 10.7	14.2 Promote language skills and enable participation	# 81. Acquisition of the German language	232 courses 3,461 participants 25,358 hours of classes	Number of courses, participants and hours of classes held by VHS Chance along the education chain	<ul style="list-style-type: none"> ■ VHS Chance ■ Hanover further education advice ■ ALBuM network's coordination office ■ Neighbourhood-oriented language courses and welcome courses ■ "District mothers and fathers" ■ Integration navigators
5.1 10.3	14.3 Guard against discrimination	# 82. Anti-discrimination and anti-racism		Qualitative description	<ul style="list-style-type: none"> ■ City of Hanover anti-discrimination office ■ City of Hanover office for strengthening democracy and combating right-wing extremism ■ "School without racism – school with courage" campaign

CULTURAL DIMENSION

Strategic goal 15: Develop infrastructures and cultural landscapes

SDG	Sub-goals of the City of Hanover	Indicator	2019 data	Description of indicator	Programmes, projects and measures (selection)
4.7 8.3	15.1 Create diverse cultural landscapes, develop infrastructure and funding opportunities	# 83. Museums and selected cultural institutions		Number of visitors at selected cultural institutions	<ul style="list-style-type: none"> “Ahead to the future – the 2030 culture development plan for Hanover” MuseumsCard Innovation fund for art and culture Services of the City of Hanover’s school of music Offerings of Hanover’s municipal cinema (Koki)
		# 84. Funding for artists and culture	Number of project applications: 30 Volume of submitted projects: EUR 1,032 million Number of projects receiving funding: 21	Number of project applications, project volume in euros and number of projects receiving funding from the innovation fund for art and culture	
8.3	15.2 Strengthen local networks, build cooperation with the creative sector and the local economy	# 85. Local networks and creative sector		Qualitative description	<ul style="list-style-type: none"> kre H tiv Netzwerk Hannover e. V. UNESCO City of Music
11.4	15.3 Safeguard cultural heritage	# 86. Gardens and cemeteries	585,000 visitors, plus 220,000 visits to events at Herrenhausen Gardens	Qualitative description	<ul style="list-style-type: none"> Overall programme offered by “Herrenhausen Gardens” “Open gate” events centred around Hanover’s parks and cemeteries Safeguarding and preservation of archived materials and museum exhibits
		# 87. Urban memory and remembrance culture		Qualitative description	

CULTURAL DIMENSION

Strategic goal 16: Develop Hanover as an international city of culture

SDG	Sub-goals of the City of Hanover	Indicator	2019 data	Description of indicator	Programmes, projects and measures (selection)
8.3	16.1 Promote the opening of cultural institutions to greater multiculturalism and make cultural diversity visible	# 88. International cultural work and cultural diversity		Qualitative description	<ul style="list-style-type: none"> “International City” action plan “Fête de la Musique” music festival “Welcome Artists”
4.7 17.16 17.17	16.2 Use the quality of international networks and expand city partnerships	# 89. City partnerships	7 city partnerships 59 projects 8 resident trips taken	Number of city partnerships projects implemented and resident trips	<ul style="list-style-type: none"> UNESCO City of Music UNESCO Creative Cities Network City partnerships “ClimateArtCities” project

CULTURAL DIMENSION

Strategic goal 17: Build a city for all and an inclusive culture, create new access to social life

SDG	Sub-goals of the City of Hanover	Indicator	2019 data	Description of indicator	Programmes, projects and measures (selection)
4.7 10.3	17.1 Break down barriers through cultural education, enable participation and involvement	# 90. Neighbourhood cultural institutions	863,602	Number of visitors at selected neighbourhood cultural institutions	<ul style="list-style-type: none"> Neighbourhood cultural institutions make it easy for people to access culture
		# 91. Hannover Public Library	1,544,887 visits (total) 70,204 users with a valid library card 16,530 aged 12 and under 6,239 aged 60 and over 4,652,655 borrowed media	Number of visits, number of users with a valid library card in total, aged 12 and under and 60 and over, as well as the number of borrowed media	<ul style="list-style-type: none"> “Cultural education from daycare centres to schools” Diverse range of offerings by Hannover Public Library Programme offered by Hanover’s municipal cinema (Koki) and Hanover school of music Children’s cultural subscription EXTRA CLASS Cultural education in museum work
		# 92. Cultural education		Qualitative description	
4.7 11.3	17.2 Rethink public space as a venue for creating, gaining and sharing experiences	# 93. Venues for creating, gaining and sharing cultural experiences		Qualitative description	<ul style="list-style-type: none"> “Future plan”: cultural districts and cultural triangle in the city centre Art in public spaces Museum of History on tour – “discussion laboratory”

GOOD GOVERNANCE DIMENSION

Strategic goal 18: Ensure a sustainable municipal fiscal policy

SDG	Sub-goals of the City of Hanover	Indicator	2019 data	Description of indicator	Programmes, projects and measures (selection)
16.6	18.1 Ensure responsible budget management practices that secure inter-generational fairness	# 94. Annual results of the city budget	Income: EUR 2,444.4 million Expenditure: EUR 2,445.5 million	Income and expenditure in euros per year	<ul style="list-style-type: none"> Budget consolidation Concepts for balancing the municipal budget
7.a 9.2 11.3 16.6	18.2 Use financial resources effectively and in a forward-looking manner	# 95. Monetary debt and debt service coverage ratio	Borrowing (core budget): EUR 96.3 million Investment loans (core budget): EUR 30.7 million Debt service coverage ratio: 33.4%	Development of core budget investment loans on the balance sheet (excluding undertakings under net authority control (net régie) and municipal undertakings) and total investment and liquidity loans in millions of euros, as well as debt service coverage ratio in per cent	<ul style="list-style-type: none"> Implementation of “investment memorandum 500 plus” Green promissory note
		# 96. Municipal net investment	EUR 54.2 million	Investments less depreciation and amortisation in millions of euros per year	

GOOD GOVERNANCE DIMENSION

Strategic goal 19: Strengthen modern, efficient and resident-friendly government

SDG	Sub-goals of the City of Hanover	Indicator	2019 data	Description of indicator	Programmes, projects and measures (selection)	
3.4	19.1 Further develop integrated personnel and organisation management	# 97. Employment structure at the City of Hanover's municipal offices	11,601 (total) 8.5% of employees have a severe disability 1,725 employees have a migrant background (14.9%)	Total number of employees, percentage of employees with a severe disability and number and percentage of employees with a migrant background	<ul style="list-style-type: none"> ■ 2016 to 2020 administration development programme ■ Update of local integration plan ■ 2017 to 2019 equality action plan ■ Diversity management and networking ■ Hanover Diversity Network "Diversity in Business, Politics and Administration" ■ Recommendation for gender-inclusive administrative language ■ Further training programme to promote development and qualification of staff ■ Work-life balance 	
4.3		# 98. Vocational training at the City of Hanover's municipal offices	527 apprentices per year 127 with a migrant background	Number of apprentices per training year, number of apprentices with a migrant background and number of apprentices receiving an offer of permanent employment (full-time equivalents)		
4.4			# 99. Women in management positions at the City of Hanover's municipal offices	151 received an offer of permanent employment		Number of women in management positions and percentage of women per pay grade (full-time equivalents)
5.c				230 43.6% at pay grades E02–E08 49.2% in higher intermediate service 48.9% in higher service		Number of employees working part-time and on parental leave and percentage of men and women working part-time or on parental leave
5.1						
5.4						
5.5						
8.5						
8.6	# 100. Parental leave and part-time employment at the City of Hanover's municipal offices	3,668 part-time employees 83.1% women 220 employees on parental leave 91.4% women				
10.3		# 101. External and internal further training measures at the City of Hanover's municipal offices	16,722 participant days 6,099 participants (of which 3,647 women)	Number of participant days and number of participants (total, proportion of women and men)		
		# 102. Workplace health management		Qualitative description		
9.c	19.2 Increase the quality of government services through digitalisation	# 103. Administration strategy on digitalisation		Qualitative description	<ul style="list-style-type: none"> ■ Implementation of the "City of Hanover's administration strategy on digitalisation" ■ Technical concepts on digitalisation: evaluation and roll-out ■ Media development for schools ■ "HannoVerkehr" traffic management system ■ Digitalisation of work with seniors 	
16.6						
16.10						

GOOD GOVERNANCE DIMENSION

Strategic goal 20: Establish sustainability as broadly as possible, strengthen participation at all levels

SDG	Sub-goals of the City of Hanover	Indicator	2019 data	Description of indicator	Programmes, projects and measures (selection)
16.7	20.1 Strengthen engagement of residents, embed opportunities for participation and involvement structurally in administrative actions	# 104. Turnout at elections	63.7% at European election in 2019 76.0% at national election in 2017	Turnout at selected elections as a percentage of eligible voters	<ul style="list-style-type: none"> ■ City of Hanover fund for promoting forms of recognition of civic engagement ■ “Voluntarism in Hanover” – civic engagement network ■ Informal procedures for participation in projects of the City of Hanover ■ Further development of the guidelines for participation ■ Expansion of coordination unit for participation
		# 105. Civic engagement	1,949 volunteer discount cards issued 6,701 benefiting volunteers	Number of volunteer discount cards issued for outstanding volunteer commitment; areas of activity and age groups; amount of funding for volunteers granted from the “fund for promoting forms of recognition of civic engagement”	
6.a	20.2 Advance sustainable procurement and fair trade, expand municipal development cooperation	# 106. Sustainable procurement and fair trade		Qualitative description	<ul style="list-style-type: none"> ■ General directive on the “use of recycled paper, with Blue Angel certification” ■ Resolution on fair procurement and banning exploitative child labour ■ Evaluation of sustainable procurement ■ “Fairtrade Town”/fair week ■ “Our school trades fair” Fairtrade Schools programme ■ Hanover in the Climate Alliance ■ Pandemic-related assistance and project to plant trees and build wells in the partner city of Blantyre, Malawi.
8.8		# 107. Partnerships with countries of the Global South		Qualitative description	
10.4					
12.a					
12.7					
12.8					
17.16					
17.17					
16.7	20.3 Expand impact-oriented sustainability management	# 108. Impact-oriented sustainability management		Qualitative description	<ul style="list-style-type: none"> ■ Council resolution regarding the “2030 Agenda for Sustainable Development: Shaping Sustainability at Municipal Level” ■ “My Hanover 2030” urban development concept: sustainability as a cross-cutting issue ■ Sustainability Report 2020
17.14					

ANNEX

This Voluntary Local Review 2020 was produced with the assistance of ...

OPERATIONAL DIVISION OF THE MAYOR

- **Equal opportunities officer**
- **Organisational unit (OU) 15 Department of the Mayor's Office**
OU 15.0 Central Affairs, OU 15.2 Policy Matters, OU 15.23 Office for International Affairs

DIRECTORATE I – DIRECTORATE OF HUMAN RESOURCES, DIGITALISATION AND LEGAL AFFAIRS

- **OU 18 Human Resources and Organisation Division**
OU 18.0 Central Departmental Affairs, OU 18.04 Elections and Statistics Department, OU 18.1 Human Resources and Organisational Affairs, OU 18.10 Human Resources and Organisational Controlling, OU 18.13 Human Resources Development, OU 18.14 Organisational Development and E-Government, OU 18.15 Vocational and Further Training, OU 18.3 Workplace Health Service, OU 18.4 Central Procurement and Tendering, OU 18.64 Coordination Unit for Resident Participation

DIRECTORATE II – DIRECTORATE OF FINANCE AND PUBLIC ORDER

- **OU 20 Finance Division**
OU 20.1 Budget Management, OU 20.3 Taxes and Fees, OU 20.5 Credit Management, Payments, Accounting, OU 20.52 Payments and Cash Management Department, OU 20.53 Treasury/Credit Management Department, OU 20.54 Asset Accounting and Balance Sheet
- **OU 32 Public Order Division**
OU 32.4 Administrative Law Affairs
- **OU 37 Fire Service Division**
OU 37.5 Volunteer Fire Service

DIRECTORATE III – DIRECTORATE OF SOCIAL AFFAIRS AND SPORTS

- **Officer for Persons with Disabilities**
- **Coordination Unit for Social Planning**
- **OU 50 Social Affairs Division**
OU 50.3 Housing Benefit, OU 50.4 Employment Promotion and Hölderlinstrasse Liaison Office, OU 50.5 Civic Engagement and Social District Development, OU 50.50 Civic Engagement, Information and Coordination Unit for Voluntary Work (IKEM) and Neighbourhood Work, OU 50.6 Migration and Integration, OU 50.60 Integration, OU 50.62 Democratic Education, Anti-Discrimination and against Right-Wing Extremism
- **OU 57 Seniors Division**
OU 57.2 Municipal Seniors Service

DIRECTORATE IV – DIRECTORATE OF EDUCATION, YOUTH AND FAMILY

- **OU 40 Schools Division**
OU 40.1 School Planning and Education, OU 40.11 School Development Planning Department, OU 40.12 All-Day Schools Department, OU 40.13 Educational Programmes Department, OU 40.2 School Management, OU 40.4 School Biology Centre
- **OU 43 Ada-Theodor-Lessing-Volkshochschule (VHS) Division**
OU 43.10 Integration, OU 43.11 School for Adults, OU 43.2 VHS Course Programme, OU 43.21 VHS Active
- **OU 51 Youth and Family Division**
OU 51 F Family Management, OU 51.42 Daycare Centre Planning, OU 51.46 Specialist Advice and Programmes, OU 51.5 Child and Youth Work, OU 51.57 Haus der Jugend (leisure facility for children and young people), OU 51.58 Youth Education

DIRECTORATE V – DIRECTORATE OF ECONOMIC AND ENVIRONMENTAL AFFAIRS

- **OU 23 Economic Affairs Division**
OU 23.3 Business Promotion, OU 23.4 Markets
- **OU 67 Environment and Urban Greenspace Division**
OU 67 Citizens' Service & Public Relations, OU 67.1 Environmental Action, OU 67.10 Environmental Planning and Management, OU 67.11 Control Centre for Climate Change Mitigation, 67.12 Soil and Groundwater Protection, OU 67.2 Planning and Construction, OU 67.3 Greenspaces, OU 67.4 Municipal Cemeteries, OU 67.7 Forests, Landscapes and Nature Conservation
- **OU 68 Hanover Wastewater Treatment Services**
OU 68 Press and Public Relations, OU 68.1 Planning and Construction
- **OU 83 Hannover Congress Centrum**
- **Dir V/LA21-N Agenda 21 and Sustainability Office**

DIRECTORATE VI – CONSTRUCTION AND PLANNING DIRECTORATE

- **OU 19 Facility Management Division**
OU 19.3 Infrastructural Facility Management, OU 19.32 Energy Management
- **OU 61 Planning and Urban Development Division**
OU 61.15 Land Use Planning, OU 61.4 Urban Renewal and Housing, OU 61.42 Housing Support, OU 61.43 Provision of Housing, OU 61.5 Urban Development

DIRECTORATE VII – DIRECTORATE OF CULTURE AND PERSONNEL

- **OU 41 Cultural Affairs Division**
OU 41.03 Culture of Remembrance, OU 41.1 Cultural Office, OU 41.11 Promotion of Culture, OU 41.12 Artists' House and Municipal Cinema, OU 41.13 Young Culture, OU 41.14 International Culture and City Partnerships, OU 41.3 Museums of Cultural History, OU 41.4 Municipal Archive, OU 41.5 Neighbourhood Culture, OU 41.52 Cultural Education for Children and Young Adults, OU 41.6 School of Music
- **OU 42 Public Library Division**
- **OU 46 Herrenhausen Gardens**
- **OU 52 Sports, Swimming Pools and Event Management Division**
OU 52.2 Sport Development Planning, OU 52.21 Participation Through Sport

AND WITH THE ASSISTANCE OF:

- Abfallwirtschaftsbetrieb Region Hannover (aha)
- enercity AG
- enercity-Fonds proKlima
- hannoverimpuls GmbH
- Hannover Marketing & Tourismus GmbH (HMTG)
- Wirtschafts- und Beschäftigungsförderung der Region Hannover
- ÜSTRA Hannoversche Verkehrsbetriebe AG
- and other external stakeholders and network partners from urban society

COORDINATION AND EDITING**Agenda 21 and Sustainability Office**

Susanne Wildermann (Head)	+49 (0)511 168 4 5078
Brigitta Rawe	+49 (0)511 168 4 4983
Dominic Breyvogel	+49 (0)511 168 4 2606

nachhaltigkeit@hannover-stadt.de

www.hannover-nachhaltigkeit.de

www.hannover.de/nachhaltigkeitsbericht-lhh

ANNEX

List of Indicators

1. Green and open spaces –

Size of green and open spaces in hectares, percentage of municipal land and in square metres per resident 24

2. Intensity of land use –

Land by type of use (total) in hectares and as a percentage of the total municipal area as well as area used for housing and transport in hectares and as a percentage of the municipal area 25

5. CO₂ emissions and energy consumption –

Greenhouse gas emissions in tonnes of CO₂ and energy consumption in gigawatt hours (GWh) by sector (business, private households, transport) and in per cent compared with 1990; CO₂ emissions per resident and year 30

6. Energy consumption in municipal properties –

final energy consumption in gigawatt hours (GWh) per budget year 31

10. Climatic and ecological compensation areas –

Cold-air producing areas by type of cold air supply, total size in hectares and proportion of total green spaces in per cent 31

12. Modal split –

Share of each mode of transport (walking, cycling, motorised private transport, public transport) as a percentage of all journeys within the city 36

15. Public transport supply and demand –

Number of passengers carried by municipal transport companies (ÜSTRA Hannoversche Verkehrsbetriebe AG) in millions per year, as well as the share of hybrid and electric buses in per cent 36

17. Electromobility and charging infrastructure –

Number of registered electric vehicles (including plug-in hybrid and hydrogen fuel cell cars); number of publicly accessible recharging points as defined by the charging infrastructure concession; number of electric vehicles in the City of Hanover's fleet compared to passenger cars and light commercial vehicles (up to 2.8t) 37

20. Air quality –

Air pollution due to nitrogen dioxide (NO₂) at the traffic measuring station in Göttinger Strasse and the background station at Lindener Berg as well as at the passive sampler locations as annual average figures in micrograms per cubic meter (µg/m³) and exceedance of selected EU limits for pollutants 42

22. Soil in need of protection –

Soil in need of protection, by soil class in square kilometres and as a percentage of the total area 43

23. Drinking water consumption –

Drinking water consumption of tariff customers (household and small business customers) in the water supply network of enercity AG, Hanover, in litres per resident per day 43

26. Water quality –

Biological quality of running waters – percentage of length with quality grade II out of the total length of all running waters 44

27. Volume of waste –

Quantity of waste delivered from the Region of Hanover and disposed of, as well as the separately recorded quantity of recyclable materials from households in kilograms per resident per year 45

# 28. Education for sustainable development (ESD) for daycare centres and schools –	
Number of classes, workshops, further training courses, guided tours and events held and number of participants	50
# 29. Extracurricular places of learning and areas to experience nature –	
Size in hectares and number of teaching sessions, workshops, continuing education classes, guided tours, events and promotions held, as well as number of participants	50
# 33. Employment structure by economic sector –	
Employees subject to social insurance contributions at their place of work according to economic sector classification	56
# 32. Trade and income tax –	
Trade tax and municipal share of income tax in millions of euros (net) per year	57
# 35. Employees subject to social insurance contributions and employment rate –	
Number of employees subject to social insurance contributions and in marginal employment at their place of residence, along with employment rate in per cent	57
# 37. Unemployment –	
Total number of unemployed persons, percentage of unemployed persons with a migrant background and percentage of unemployed persons by age	58
# 40. Start-ups –	
Number of newly registered and deregistered businesses	62
# 44. Availability of commercial space –	
Qualitative description	62
# 41. Companies receiving ECOPROFIT recognition –	
Total number of businesses receiving ECOPROFIT recognition and total savings per year	63
# 45. Students –	
Number of students and students from outside the EU or EEA at post-secondary institutions in the City of Hanover	68
# 46. Innovation and internationalisation –	
Qualitative description	69
# 48. Support for the housing market –	
Number of social housing units, number of occupancy rights exercised and number of units registered as vacant, number of recognised applications for arrangement of social housing and number of units arranged	74
# 50. Appropriate housing –	
Number of rental apartments advertised in total, by size and “appropriateness of the cost of the accommodation”	75
# 53. Municipal housing construction –	
Number of finished units in total and per 1,000 residents (construction rate)	75
# 57. Degree of childcare provision –	
Number of approved childcare places, proportion of children with childcare places and rate of childcare provision in per cent	80
# 61. Proportion of welfare benefit recipients –	
Number of recipients of welfare benefits to cover subsistence costs by age, family unit and nationality – absolute number and as a proportion of the population	81
# 63. Basic income in old age –	
Number of people over 60 receiving welfare benefits – absolute number and as a proportion of the population, as well as by gender and nationality	81

# 68. Availability of all-day primary schools –	
Number of all-day primary schools, total and as a percentage of all primary schools, as well as number of pupils who use all-day primary schools	86
<hr/>	
# 69. Inclusive education –	
Number of inclusively educated pupils with special educational needs, by focus of needs and individual school year	87
<hr/>	
# 72. Organisation rate in terms of sports clubs –	
Total number of members of sports clubs and organisation rate by age in per cent	92
<hr/>	
# 73. Self-organised sport –	
Qualitative description	92
<hr/>	
# 75. Provision of swimming pools –	
Number of swimming pools (indoor and outdoor), rate of provision (area of water in square metres per 1,000 residents) and number of visitors	93
<hr/>	
# 76. Accessibility –	
Qualitative description	98
<hr/>	
# 77. Inclusive education and employment –	
Qualitative description	99
<hr/>	
# 79. Population with a migrant background –	
Number of people with a migrant background, total and as a percentage of the population	104
<hr/>	
# 80. Equal participation by people with experience of displacement or with a migrant background –	
Qualitative description	105
<hr/>	
# 81. Acquisition of the German language –	
Number of courses, participants and hours of classes held by VHS Chance along the education chain	105
<hr/>	
# 83. Museums and selected cultural institutions –	
Number of visitors at selected cultural institutions	112
<hr/>	
# 84. Funding for artists and culture –	
Number of project applications, project volume in euros and number of projects receiving funding from the innovation fund for art and culture	113
<hr/>	
# 86. Gardens and cemeteries	113
<hr/>	
# 88. International cultural work and cultural diversity –	
Qualitative description	118
<hr/>	
# 89. City partnerships –	
Number of city partnerships, projects implemented and resident trips	118
<hr/>	
# 90. Neighbourhood cultural institutions –	
Number of visitors at selected neighbourhood cultural institutions	124
<hr/>	
# 91. Hannover Public Library –	
Number of visits, number of users with a valid library card in total, aged 12 and under and 60 and over, as well as the number of borrowed media	125
<hr/>	
# 92. Cultural education –	
Qualitative description	126
<hr/>	
# 94. Annual results of the city budget –	
Income and expenditure in euros per year	132
<hr/>	

# 95. Monetary debt and debt service coverage ratio –	
Development of core budget investment loans on the balance sheet (excluding undertakings under net authority control (net régime) and municipal undertakings) and total investment and liquidity loans in millions of euros, as well as debt service coverage ratio in per cent	132
# 96. Municipal net investment –	
Investments less depreciation and amortisation in millions of euros per year	133
# 97. Employment structure at the City of Hanover’s municipal offices –	
Total number of employees, percentage of employees with a severe disability and number and percentage of employees with a migrant background	138
# 98. Vocational training at the City of Hanover’s municipal offices –	
Number of apprentices per training year, number of apprentices with a migrant background and number of apprentices receiving an offer of permanent employment (full-time equivalents)	138
# 99. Women in management positions at the City of Hanover’s municipal offices –	
Number of women in management positions and percentage of women per pay grade (full-time equivalents)	139
# 100. Parental leave and part-time employment at the City of Hanover’s municipal offices –	
Number of employees working part-time and on parental leave and percentage of men and women working part-time or on parental leave	139
# 105. Civic engagement –	
Number of volunteer discount cards issued for outstanding volunteer commitment; areas of activity and age groups; amount of funding for volunteers granted from the “fund for promoting forms of recognition of civic engagement”	144
# 106. Sustainable procurement and fair trade –	
Qualitative description	145
# 107. Partnerships with countries of the Global South –	
Qualitative description	145
# 108. Impact-oriented sustainability management –	
Qualitative description	146

ANNEX

List of Tables and Figures

LIST OF TABLES

Table 1: Green and open spaces	24
Table 2: Development of actual land use by type of use	25
Table 3: Energy consumption and greenhouse gas emissions	30
Table 4: Cold-air producing areas (2016)	31
Table 5: Extent to which soil is in need of protection by soil class	43
Table 6: Extracurricular places of learning and areas to experience nature in 2019	50
Table 7: Development of trade tax revenue and municipal share of income tax	57
Table 8: Development of unemployed persons and unemployment rate (2009 to 2019)	58
Table 9: Development of students at post-secondary institutions in Hanover	68
Table 10: Development of rental apartments advertised, by "appropriateness of the accommodation costs"	75
Table 11: Development of childcare and rate of childcare provision	80
Table 12: Development of all-day primary schools and number of pupils taking up all-day school places	86
Table 13: Development of the population by migrant background (new definition)	104
Table 14: Acquisition of the German language – courses offered by VHS Hannover in 2019	105
Table 15: Development of projects applications received by the innovation fund for art and culture	113
Table 16: Development of Hannover Public Library use	125
Table 17: Development of Hannover Public Library events	125
Table 18: Development of annual results	132
Table 19: City of Hanover fund for promoting forms of recognition of civic engagement	145

LIST OF FIGURES

Figure 1: Total percentages of surface area	25
Figure 2: Greenhouse gas emissions of the City of Hanover in 2015 by sector	30
Figure 3: Energy consumption in municipal properties	31
Figure 4: Modal split in the City of Hanover	36
Figure 5: Development of public transport	36
Figure 6: Number of registered electric vehicles in the City of Hanover	37
Figure 7: Development of annual average figures for nitrogen dioxide	42
Figure 8: Drinking water consumption per resident	43

Figure 9: Water quality of the running waters in Hanover based on their free-flowing section in per cent	44
Figure 10: Volume of waste (total) and quantity of waste disposed of in the Region of Hanover	45
Figure 11: Employment structure by economic sector (2019)	56
Figure 12: Development of employees subject to social insurance contributions and in marginal employment	57
Figure 13: Development of business registrations	62
Figure 14: Development of savings through ECOPROFIT in Hanover	63
Figure 15: Development of students at post-secondary institutions in Hanover	68
Figure 16: Development of the total stock of social housing* and occupancy rights exercised	74
Figure 17: Development of completion of construction work and construction rate	75
Figure 18: Development of building rights, building permits and completions	75
Figure 19: Development of poverty among children, families (total) and single parents and co-parenting couples 2015–2019	81
Figure 20: Development of citizens over the age of 60 receiving welfare benefits to cover subsistence costs	81
Figure 21: Distribution of inclusively educated children by school year and school form in the 2019/20 school year	87
Figure 22: Development of members and organisation rate in terms of sports clubs	92
Figure 23: Age distribution and organisation rate in terms of sports clubs in 2020 compared with 2010	92
Figure 24: Provision of swimming pools for public bathing	93
Figure 25: Development of the number of visitors to municipal outdoor and indoor swimming pools	93
Figure 26: Distribution of inclusively educated children across school years by focus of needs	99
Figure 27: Development of the population by migrant background (new definition) in 2019	104
Figure 28: Development of visitor numbers at city-run museums and galleries	112
Figure 29: Development of visitors to the Herrenhausen Gardens	113
Figure 30: Development of visitor numbers at selected neighbourhood cultural institutions	124
Figure 31: Development of core budget investment loans on the balance sheet	132
Figure 32: Development of monetary debt from liquidity and investment loans	133
Figure 33: Development of net investments	133
Figure 34: Development of employment structure at municipal office	138
Figure 35: Development of employees with a migrant background at municipal offices	138
Figure 36: Development of apprentice numbers at municipal offices	138
Figure 37: Development of the number of women in management positions at municipal offices in Hanover	139
Figure 38: Development of the number of employees on parental leave or working part-time at municipal offices in Hanover	139
Figure 39: Distribution of volunteer discount cards by cardholder areas of activity from 2010 to 2019	144
Figure 40: Impact-oriented sustainability management in municipalities: steps, supplementary elements and tools	146

ANNEX

Sources

- [1] Rat für nachhaltige Entwicklung (2019): In unserer Hand – Strategische Eckpunkte für eine nachhaltige Entwicklung in Kommunen – Positionen und Impulse der am Dialog „nachhaltige Stadt“ beteiligten Oberbürgermeisterinnen und Oberbürgermeister, S. 6, retrieved on 19 January 2021
- [2] Weltkommission für Umwelt und Entwicklung (1987): Report of the World Commission on Environment and Development: Our Common Future, retrieved on 19 January 2021
- [3] Bertelsmann Stiftung: „Monitor Nachhaltige Kommune“, Bericht 2016, Teil 1, S. 19
- [4] Rat für nachhaltige Entwicklung (2019): In unserer Hand – Strategische Eckpunkte für eine nachhaltige Entwicklung in Kommunen – Positionen und Impulse der am Dialog „nachhaltige Stadt“ beteiligten Oberbürgermeisterinnen und Oberbürgermeister, S. 6, retrieved on 19 January 2021
- [5] Landeshauptstadt Hannover (2019): Handlungskonzept „Hannover – Internationale Stadt“, retrieved on 19 January 2021
- [6] Landeshauptstadt Hannover (1998): „Endbericht zur Entwicklung einer lokalen Agenda“
- [7] Landeshauptstadt Hannover (1999): Handlungsprogramm zur Stadtentwicklung „Zukunft Hannover“ 2001–2005, Schriften zur Stadtentwicklung, Band 80.1 bis 80.12
- [8] Landeshauptstadt Hannover (2005): Aktivitäten der Stadt Hannover auf dem Weg zur Zukunftsbeständigkeit – Bestandsaufnahme zur lokalen Agenda 21 und der Charta von Aalborg, retrieved on 19 January 2021
- [9] Landeshauptstadt Hannover (2016): „Mein Hannover 2030“ – Die Grundlagen, retrieved on 19 January 2021
- [10] Landeshauptstadt Hannover (2016): „Mein Hannover 2030“ – Das Arbeitsprogramm, retrieved on 19 January 2021
- [11] Landeshauptstadt Hannover (2016): Stadtentwicklungskonzept „Mein Hannover 2030“, Integrierter Stadtentwicklungsprozess „Mein Hannover 2030“, Beschlussdrucksache Nr. 0508/2016
- [12] Landeshauptstadt Hannover (2019): Gesamtstädtisches Arbeitsprogramm „Mein Hannover 2030“ 2019/2020, retrieved on 19 January 2021
- [13] Internationales Städtenetzwerk für lokale Nachhaltigkeitsinitiativen (ICLEI): Local Governments for Sustainability, retrieved on 19 January 2021
- [14] Klima-Bündnis der europäischen Städte mit indigenen Völkern der Regenwälder | Alianza del Clima e. V.: Europäische Kommunen in Partnerschaft mit indigenen Völkern – für lokale Antworten auf den globalen Klimawandel, retrieved on 30 November 2020
- [15] Vereinte Nationen: Die Konferenz der Vereinten Nationen über Umwelt und Entwicklung. Rio – Erklärung über Umwelt und Entwicklung, retrieved on 30 November 2020
- [16] Internationaler Rat für Kommunale Umweltinitiativen (ICLEI): Charta der Europäischen Städte und Gemeinden auf dem Weg zur Zukunftsbeständigkeit (Charta von Aalborg), retrieved on 19 January 2021
- [17] Landeshauptstadt Hannover: Nachhaltigkeit vor Ort – Agenda 21- und Nachhaltigkeitsbüro, retrieved on 19 January 2021
- [18] Vereinte Nationen: Sustainable development goals knowledge platform. Rio+20- Outcome document „Future We Want“, retrieved on 19 January 2021

- [19] Vereinte Nationen: „Transforming our world: the 2030 Agenda for Sustainable Development, retrieved on 19 January 2021
- [20] Engagement Global (2019): Ziele für nachhaltige Entwicklung – #17Ziele, retrieved on 19 January 2021
- [21] Bundesministerium für wirtschaftliche Zusammenarbeit und Entwicklung: Die fünf Kernbotschaften der Agenda 2030, retrieved on 19 January 2021
- [22] Bundesministerium für Umwelt, Naturschutz, nukleare Sicherheit und Verbraucherschutz (BMUV): Hochrangiges Politisches Forum zu nachhaltiger Entwicklung, retrieved on 12 May 2022
- [23] Deutscher Städtetag (2015): Musterresolution – Nachhaltigkeit auf kommunaler Ebene gestalten, retrieved on 19 January 2021
- [24] Die Bundesregierung: „Die deutsche Nachhaltigkeitsstrategie“, retrieved on 12 May 2022
- [25] Die Bundesregierung (2016): Deutsche Nachhaltigkeitsstrategie – Neuauflage 2016, S. 12, retrieved on 19 January 2021
- [26] Rat für Nachhaltige Entwicklung (2018): „Peer Review 2018 zur Deutschen Nachhaltigkeitsstrategie. Veränderung – Chance – Dringlichkeit: die Vorteile nachhaltigen Handelns“, S. 48, retrieved on 19 January 2021
- [27] Die Bundesregierung (2021): „Deutsche Nachhaltigkeitsstrategie. Weiterentwicklung 2021 – Kurzfassung“, retrieved on 19 January 2021
- [28] Rat für nachhaltige Entwicklung (2021): Pressemitteilung „Nachhaltigkeitsstrategie generalüberholt: Nachhaltigkeitsrat begrüßt neuen Fokus auf die großen Transformationsthemen.“, retrieved on 19 January 2021
- [29] Landeshauptstadt Hannover (2016): 2030-Agenda – Nachhaltigkeit auf kommunaler Ebene gestalten, Beschlussdrucksache 0058/2016
- [30] Europäische Union (2016): Übereinkommen von Paris, retrieved on 19 January 2021
- [31] Bundesregierung (2016): Übereinkommen von Paris, retrieved on 19 January 2021
- [32] Der Europäische Rat (2020): Tagung des Europäischen Rates (10. und 11.12.2020) – Schlussfolgerungen, S. 5 ff, retrieved on 23 March 2021
- [33] Landeshauptstadt Hannover (2007): Antrag zu Leitlinien Kommunales Klimaschutzprogramm, Beschlussdrucksache Nr. 2867/2007
- [34] Landeshauptstadt Hannover: Klima-Allianz 2035, retrieved on 12 May 2022
- [35] Landeshauptstadt Hannover (2019): Klimapolitik als kommunale Aufgabe, Beschlussdrucksache Nr. 2469/2019
- [36] Vereinte Nationen (2016): Resolution der Generalversammlung – Neue Urbane Agenda, retrieved on 19 January 2021
- [37] Informelles Treffen der Minister*innen für Stadtentwicklung und territoriale Kohäsion im Rahmen der deutschen EU-Ratspräsidentschaft (2020): Neue Leipzig Charta – Die transformative Kraft der Städte für das Gemeinwohl, retrieved on 19 January 2021
- [38] Deutscher Städtetag (2020): Neue Leipzig-Charta, retrieved on 19 January 2021
- [39] Rat für nachhaltige Entwicklung (2019): In unserer Hand – Strategische Eckpunkte für eine nachhaltige Entwicklung in Kommunen“ – Positionen und Impulse der am Dialog „nachhaltige Stadt“ beteiligten Oberbürgermeisterinnen und Oberbürgermeister, S. 11, retrieved on 19 January 2021
- [40] Deutscher Städtetag (2020): SDG-Indikatoren für Kommunen, retrieved on 19 January 2021
- [41] Bertelsmann Stiftung (2020): SDG-Indikatoren für Kommunen. Indikatoren zur Abbildung der Sustainable Development Goals der Vereinten Nationen in deutschen Kommunen, retrieved on 19 January 2021

- [42] Bundesministerium für Umwelt, Naturschutz, nukleare Sicherheit und Verbraucherschutz (BMUV): Weltbiodiversitätsrat – Weltweiter Verlust [...], retrieved on 12 May 2022
- [43] Umweltbundesamt: Flächenverbrauch in Deutschland, retrieved on 30 September 2020
- [44] Landeshauptstadt Hannover (2019): „Stadtgrün 2030“ – ein Freiraumentwicklungskonzept für Hannover“, retrieved on 30 November 2020
- [45] Landeshauptstadt Hannover: Städte wagen Wildnis – ein Projekt für mehr biologische Vielfalt in Hannover, retrieved on 4 December 2020
- [46] Landeshauptstadt Hannover: Mergelgrube erhält Auszeichnung, retrieved on 30 November 2020
- [47] Landeshauptstadt Hannover (2016): Kleingartenkonzept 2016–2025, retrieved on 30 November 2020
- [48] Landeshauptstadt Hannover (2017): Agrikulturprogramm 2017 für die Landeshauptstadt Hannover
- [49] Internationale StadtteilGärten Hannover e. V.: www.isghannover.de, retrieved on 30 November 2020
- [50] Transition Town Hannover e. V.: www.tthannover.de, retrieved on 30 November 2020
- [51] Vermehrungsgarten Ricklingen: www.vermehrungsgarten.de, retrieved on 30 November 2020
- [52] Netzwerk Gartennetzwerk Hannover: Gartennetzwerk Hannover, retrieved on 4 December 2020
- [53] World Meteorological Organization: https://public.wmo.int/en/resources/united_in_science WBGU 2014, fünfter Sachstandsbericht des IPCC, 013)
- [54] Bundesregierung (2019): Monitoringbericht 2019 zur Deutschen Anpassungsstrategie an den Klimawandel, Seite 6, retrieved on 4 December 2020
- [55] Landeshauptstadt Hannover: Klima-Allianz Hannover
- [56] Region Hannover (2019): Energie- und CO₂-Bilanz für die Region Hannover 1990–2015, Informationsdrucksache 0658/2019
- [57] Landeshauptstadt Hannover (2019): Klimapolitik als kommunale Aufgabe, Beschlussdrucksache 2469/2019
- [58] Landeshauptstadt Hannover (2007): Ökologische Standards beim Bauen im kommunalen Einflussbereich
- [59] Landeshauptstadt Hannover (2018): Weiterentwicklung des energetischen Standards bei öffentlichen Neubauten, Beschlussdrucksache 2513/2018 NI
- [60] Landeshauptstadt Hannover (2019): Anpassung der Förderbedingungen für das städtische Förderprogramm „Energieeffizienz mit stabilen Mieten“, Beschlussdrucksache Nr. 2285/2019
- [61] Landeshauptstadt Hannover: Neubaugelbiet Kronsberg-Süd, retrieved on 30 November 2020
- [62] Landeshauptstadt Hannover: Anpassungsstrategie zum Klimawandel, retrieved on 12 December 2020
- [63] Landeshauptstadt Hannover: Klimaanalysekarte der Landeshauptstadt, retrieved on 23 March 2021
- [64] Landeshauptstadt Hannover und Gundlach Bau- und Immobilien GmbH & Co. KG: KlimaWohL –Klimaangepasstes, nachhaltiges Wohnen und Leben in Hannover-Bothfeld, retrieved on 30 November 2020
- [65] Deutsche Gesellschaft für Internationale Zusammenarbeit (GIZ) GmbH: Nachhaltige Verkehrssysteme aufbauen, retrieved on 29 September 2020
- [66] Landeshauptstadt Hannover: Masterplan Mobilität 2025 (Verkehrsentwicklungsplan)
- [67] Landeshauptstadt Hannover (2010), Leitbild Radverkehr
- [68] Landeshauptstadt Hannover: Lust auf Fahrrad, retrieved on 1 December 2020

- [69] Landeshauptstadt Hannover: Aktionsprogramm 2016/2017, retrieved on 30 November 2020
- [70] Landeshauptstadt Hannover: Velorouten-Netz, retrieved on 30 November 2020
- [71] Bürgerinitiative Umweltschutz e. V. (BIU): www.biu-hannover.de, retrieved on 30 November 2020
- [72] Allgemeiner Deutscher Fahrrad Club (ADFC): ADFC-Fahrradklima-Test, retrieved on 4. December 2020
- [73] Niedersächsisches Ministerium für Wirtschaft, Arbeit, Verkehr und Digitalisierung: Fahrradfreundliche Kommune Niedersachsen, retrieved on 30 November 2020
- [74] Landeshauptstadt Hannover (2019): Fahrradfreundlichster Arbeitgeber, retrieved on 12 December 2020
- [75] Stadtradeln: Stadtradeln in der Region Hannover, retrieved on 1 December 2020
- [76] Landeshauptstadt Hannover (2018): Umsetzungskonzept zur Elektromobilität in Hannover, Beschlussdrucksache Nr. 0441/2018 N1
- [77] Landeshauptstadt Hannover: Elektromobilität in Hannover, retrieved on 12 December 2020
- [78] Landeshauptstadt Hannover: Initiative Urbane Logistik, retrieved on 1 December 2020
- [79] WHO-Studie: Air pollution, retrieved on 1 December 2020
- [80] Umweltbundesamt (2020): Entwicklung der Luftqualität in Deutschland, retrieved on 29 September 2020
- [81] UNICEF (2019): Jeder dritte Mensch auf der Welt hat kein sicheres Trinkwasser, press release from 18 June 2019
- [82] Umweltbundesamt (2020): Immer mehr Verpackungsmüll (Stand 27.10.2020), retrieved on 4 December 2020
- [83] WWF (2020): Das kann kein Meer mehr schlucken: Unsere Ozeane versinken im Plastikmüll, retrieved on 29 September 2020
- [84] Die Bundesregierung (2020): Einweg-Plastik wird verboten, retrieved on 14 December 2020
- [85] Landeshauptstadt Hannover (2007): Luftreinhalte-Aktionsplan Hannover für die Landeshauptstadt Hannover, Beschlussdrucksache Nr. 0925/2007 E1
- [86] Landeshauptstadt Hannover (2011): Luftqualitätsplan Hannover – Ergänzende Informationen zum Luftreinhalte-Aktionsplan vom 12. Juli 2007 und zum Antrag auf Fristverlängerung zur Einhaltung der Stickstoffdioxidgrenzwerte, Informationsdrucksache Nr. 1222/2011, 2011
- [87] Landeshauptstadt Hannover (2019): Arbeitsprogramm 2030 – Fortschreibung und Umsetzung des Luftqualitätsplans
- [88] Institut für Umwelt-Analyse Projekt GmbH (IFUA), 2009 und 2019 – Bodenfunktionsbewertung 2019
- [89] Landeshauptstadt Hannover: Vorsorgender Bodenschutz in Hannover, Karte der zusammenfassenden Bodenfunktionsbewertung in Hannover, Stand 2019, retrieved on 1 December 2020
- [90] Landeshauptstadt Hannover und Zweckverband Abfallwirtschaft Region Hannover aha: Hannover sauber!, retrieved on 28 November 2020
- [91] Landeshauptstadt Hannover und Zweckverband Abfallwirtschaft Region Hannover aha: hannoccino – Mehrwegbecher-Pfandsystem für ganz Hannover, retrieved on 28 November 2020
- [92] Landeshauptstadt Hannover, Initiative „HOP! Hannover ohne Plastik“, retrieved on 1 December 2020
- [93] Deutsche UNESCO-Kommission e. V.: Agenda Bildung 2030, retrieved on 14 December 2020
- [94] Bundesministerium für Bildung und Forschung: Nationaler Aktionsplan
- [95] Landeshauptstadt Hannover: Schulbiologiezentrum Hannover, retrieved on 1 December 2020
- [96] Landeshauptstadt Hannover, Kinderwald Hannover, retrieved on 1 December 2020

- [97] Landeshauptstadt Hannover, Waldstation Eilenriede, retrieved on 1 December 2020
- [98] Landeshauptstadt Hannover (2020): Statistisches Jahrbuch der Landeshauptstadt Hannover 2020
- [99] Landeshauptstadt Hannover (2020): Integriertes Konzept zur Entwicklung einer zukunftsfähigen, resilienten Innenstadt, Beschlussdrucksache Nr. 1995/2020 NI
- [100] Region Hannover, Wirtschaftsförderung: Fachkräfteallianz, retrieved on 7 December 2020
- [101] Landeshauptstadt Hannover: Stadt-Hannover-Preis, retrieved on 7 December 2020
- [102] Landeshauptstadt Hannover (2019): Jahresbericht des Sozial- und Sportdezernates (Dez. III), Fachbereich Soziales (FB 50) für das Jahr 2018, S. 37 ff., Informationsdrucksache Nr. 1539/2019
- [103] Landeshauptstadt Hannover: Flüchtlinge in Stadt und Region Hannover, retrieved on 7 December 2020
- [104] Landeshauptstadt Hannover: Wirtschaftsförderung im Stadtteil, retrieved on 7 December 2020
- [105] Landeshauptstadt Hannover: Nachhaltiges Gewerbegebiet List/KlimaList und www.KlimaList.de, retrieved on 7 December 2020
- [106] Landeshauptstadt Hannover: ÖKOPROFIT Hannover, retrieved on 7 December 2020
- [107] hannoverimpuls GmbH: Gründung und Entrepreneurship, retrieved on 7 December 2020
- [108] Gründerimpuls Hannover: Halle 96, retrieved on 9 December 2020
- [109] Bundesministerium für Bildung und Forschung (BMBF) (2019): Bildung und Forschung als Schlüssel für eine nachhaltige Forschung, Seite 5, Bonn, retrieved on 20 November 2020
- [110] Region Hannover, Landeshauptstadt Hannover und hannoverimpuls GmbH, Wirtschaftsförderungsportal, retrieved on 7 December 2020
- [111] Landeshauptstadt Hannover: Initiative Wissenschaft Hannover, retrieved on 7 December 2020
- [112] Landeshauptstadt Hannover: Multimediaportal studieren.forschen.wissen, retrieved on 7 December 2020
- [113] Landeshauptstadt Hannover (2017): Willkommenskultur für internationale Studierende/Handlungsprogramm, Informationsdrucksache Nr. 0475/2017
- [114] Wissenschaftlicher Beirat der Bundesregierung: Stellungnahme „Umsetzung der New Urban Agenda jetzt kraftvoll angehen“, retrieved on 10 November 2020
- [115] Region Hannover, Landeshauptstadt Hannover (2020): Bevölkerungsprognose für die Region Hannover, die Landeshauptstadt Hannover und die Städte und Gemeinden des Umlands – 2019 bis 2030, retrieved on 7 December 2020
- [116] Landeshauptstadt Hannover (2013): Wohnkonzept 2025, Beschlussdrucksache Nr. 0840/2013
- [117] Landeshauptstadt Hannover (2016): Hannoversche Wohnungsbauoffensive 2016 – Vereinbarung zur Intensivierung des Wohnungsneubaus und Schaffung von gefördertem Wohnraum in der Landeshauptstadt Hannover für die Jahre 2016–2020, Beschlussdrucksache Nr. 1525/2016
- [118] Landeshauptstadt Hannover (2016): Sachstand zum Förderprogramm „Sozialverträgliche Mietzinsabfederung nach energetischer Sanierung“, Informationsdrucksache Nr. 1428/2016
- [119] Landeshauptstadt Hannover (2017): Städtebauliche Verträge zum Bebauungsplan Nr. 1553 Kronsberg-Süd, Beschlussdrucksache Nr. 2590/2017
- [120] Wasserstadt Limmer Projektentwicklung GmbH: Wasserstadt Limmer, retrieved on 3 December 2020
- [121] ecovillage hannover eG: ecovillage, retrieved on 30 November 2020

- [122] Landeshauptstadt Hannover: Sanierung im Programm Soziale Stadt, retrieved on 30 November 2020
- [123] Landeshauptstadt Hannover (2015): Alter hat Zukunft – Seniorenplan 2016, Beschlussdrucksache Nr. 2230/2015
- [124] Landeshauptstadt Hannover (2017): Alter(n)sgerechte Quartiersentwicklung – Bericht nach dreijähriger Erprobungsphase, Informationsdrucksache Nr. 1041/2017
- [125] The World Bank: Poverty and Shared Prosperity 2020, retrieved on 11 November 2020
- [126] The World Bank (2020): Weltarmutsbericht der Weltbank “Poverty and Shared Prosperity 2020”, retrieved on 12 May 2022
- [127] Rat für Nachhaltige Entwicklung (2019): Eckpunktepapier „In unserer Hand – strategische Eckpunkte für eine nachhaltige Entwicklung in Kommunen, retrieved on 30 November 2020
- [128] Landeshauptstadt Hannover (2016): Hannover – familienfreundlich. Ergebnisse der Familiendialoge 2012–2015, retrieved on 30 November 2020
- [129] Landeshauptstadt Hannover (2016): Familienbericht/Empfehlungen zu familienpolitischen Handlungsleitlinien und -maßnahmen 2016–2021, Informationsdrucksache Nr. 0863/2016 und Zwischenbericht, Informationsdrucksache Nr. 0294/2019
- [130] Landeshauptstadt Hannover: Perspektiven für Kinder in Armut in Hannover, retrieved on 30 November 2020
- [131] Landeshauptstadt Hannover: Familienzentren in der Landeshauptstadt Hannover, retrieved on 30 November 2020
- [132] Landeshauptstadt Hannover: Jugend lebt Stadt – jugendgerechtes Hannover, retrieved on 1 December 2020
- [133] Landeshauptstadt Hannover (2020): Gesamtstrategie Jugendbeteiligung in der Kinder- und Jugendarbeit, Beschlussdrucksache Nr. 1691/2020
- [134] Landeshauptstadt Hannover: HannoverAktivPass, retrieved on 30 November 2020
- [135] Landeshauptstadt Hannover (2015): Alter hat Zukunft – Seniorenplan 2016, Beschlussdrucksache Nr. 2230/2015
- [136] UNESCO Factsheet Nr. 56/2019. Kinder ohne Schulbesuch. Aus: Welthaus Bielefeld: „Datenblatt Entwicklungspolitik“, retrieved on 30 November 2020
- [137] The World Bank: Understanding Poverty, retrieved on 2 December 2020
- [138] Bundesministerium für Bildung und Forschung: Education for Sustainable Development für 2030 – Mit BNE in die Zukunft, retrieved on 2 December 2020
- [139] Deutsche UNESCO Kommission: Mannheimer Appell „Lernen die Welt zu verändern“, retrieved on 13 November 2020
- [140] Rat für nachhaltige Entwicklung (2019): In unserer Hand – Strategische Eckpunkte für eine nachhaltige Entwicklung in Kommunen – Positionen und Impulse der am Dialog „Nachhaltige Stadt“ beteiligten Oberbürgermeisterinnen und Oberbürgermeister, S. 12, retrieved on 13 November 2020
- [141] Landeshauptstadt Hannover (2019): Qualitätsinitiative Grundschulkindbetreuung – Ganztagsgrundschulen der LHH – Gemeinsam Qualität weiterentwickeln und ausbauen, Informationsdrucksache Nr. 0723/2019
- [142] Landeshauptstadt Hannover: Rucksack Schule, retrieved on 30 November 2020
- [143] Ada-und-Theodor-Lessing-Volkshochschule Hannover: www.vhs-hannover.de, retrieved on 30 November 2020
- [144] Bildungsverein Soziales Lernen und Kommunikation e. V.: www.bildungsverein.de, retrieved on 8 November 2020
- [145] ZHMforum. GmbH (Hrsg.) (2020): Der Beitrag des Sports zur Erfüllung der WHO-Empfehlungen für körperliche Aktivität, retrieved on 19 January 2021
- [146] Bundesministerium für Umwelt, Naturschutz, Nukleare Sicherheit und Verbraucherschutz (BMUV) (2018): Nachhaltige Konzepte für große Events, retrieved on 30 November 2020

- [147] Bundesministerium für Umwelt, Naturschutz, nukleare Sicherheit und Verbraucherschutz (BMUV) (2021): Positionspapier NACHHALTIGER SPORT 2030 – Verantwortung für Natur, Umwelt und Gesellschaft, S. 24, retrieved on 19 January 2021
- [148] Deutscher Olympischer Sportbund (DOSB): www.dosb.de/ueber-uns, retrieved on 30 November 2020
- [149] Deutscher Olympischer Sportbund (DOSB): DOSB Nachhaltigkeitsstrategie, retrieved on 11 November 2020
- [150] Konferenz der Landessportbünde (2019): Berliner Erklärung der Landessportbünde – Nachhaltigkeit stärken, retrieved on 9 November 2020
- [151] Deutsche Sportjugend: Aktionsplan BNE der dsj, retrieved on 11 November 2020
- [152] Landeshauptstadt Hannover: Bürgerpanel, 3. Bürger-Panel (2014) – Sport in Hannover, retrieved on 2 December 2020
- [153] Landeshauptstadt Hannover (2016): Sportentwicklungsplan für die Landeshauptstadt Hannover, Informationsdrucksache Nr. 1533/2016
- [154] Landeshauptstadt Hannover (2019): Stadtgrün 2030“ – ein Freiraumentwicklungskonzept für Hannover, Beschlussdrucksache Nr. 1416/2019
- [155] Landeshauptstadt Hannover (2016): Hannover – familienfreundlich, Ergebnisse der Familiendialoge 2012–2015, S. 24, retrieved on 30 November 2020
- [156] Landeshauptstadt Hannover (2019): „Erweiterung der Sportanlage des Turn- und Sportvereins Bemerode“, Beschlussdrucksache Nr. 1145/2019
- [157] Beauftragter der Bundesregierung für die Belange von Menschen mit Behinderungen: „Behindertenrechtskonvention“ (Artikel 1), retrieved on 8 November 2020
- [158] Landeshauptstadt Hannover: Deklaration von Barcelona, retrieved on 2 December 2020
- [159] Landeshauptstadt Hannover (2008): Satzung des Runden Tisches für Menschen mit Behinderung der Landeshauptstadt Hannover, Beschlussdrucksache Nr. 1798/2008 NI
- [160] Landeshauptstadt Hannover (2016): Integrierter Stadtentwicklungsprozess „Mein Hannover 2030“, S. 54, Beschlussdrucksache Nr. 0508/2016
- [161] Landeshauptstadt Hannover: Ihre Suche auf dem freien Wohnungsmarkt, retrieved on 1 December 2020
- [162] ÜSTRA Hannoversche Verkehrsbetriebe AG: Barrierefreie ÜSTRA, retrieved on 12 November 2020
- [163] Vereinte Nationen: „Behindertenrechtskonventionen“ – Bildung, retrieved on 12 November 2020
- [164] Landeshauptstadt Hannover (2020): „Ergebnisse und Empfehlungen aus der Arbeit des Inklusionsbeirats“, Informationsdrucksache Nr. 2323/2020
- [165] Landeshauptstadt Hannover (2018): „Hannoversche Kindertagesstätten auf dem Weg zur Inklusion“, Beschlussdrucksache Nr. 2700/2018
- [166] Landeshauptstadt Hannover (2020): Kommunaler Schulentwicklungsplan 2020, retrieved on 30 November 2020
- [167] Landeshauptstadt Hannover (2018): Beschäftigungsförderung der Landeshauptstadt Hannover, retrieved on 30 November 2020
- [168] Behindertensportverband Niedersachsen e. V.: Forum Artikel 30 UN-BRK/Inklusion in Kultur, Freizeit und Sport, retrieved on 1 December 2020
- [169] Leibniz Universität Hannover: Studieren mit Handicap und/oder chronischer Erkrankung, retrieved on 1 December 2020
- [170] UNO Flüchtlingshilfswerk (UNHCR): Global Trends 2019, retrieved on 5 December 2020

- [171] Die Beauftragte der Bundesregierung für Migration, Flüchtlinge und Integration, Die Beauftragte der Bundesregierung für Antirassismus (2019): 12. Integrationsbericht der Bundesregierung, retrieved on 14 November 2020
- [172] Landeshauptstadt Hannover (2008): Der Lokale Integrationsplan, retrieved on 3 December 2020
- [173] Landeshauptstadt Hannover (2019): Weiterentwicklung des Lokalen Integrationsplans: Organisation, Prozess und Gremienbesetzungsverfahren, Beschlussdrucksache Nr. 2472/2019
- [174] Landeshauptstadt Hannover (2021): Wir sind Hannover – Zusammenleben in der Stadt. Strategien für Migration und Teilhabe (WIR 2.0), retrieved on 30 November 2020
- [175] Landeshauptstadt Hannover: Gesellschaftsfonds Zusammenleben (GFZ), retrieved on 24 November 2020
- [176] Landeshauptstadt Hannover: Die Projekte der elften GFZ-Förderrunde, retrieved on 24 November 2020
- [177] Landeshauptstadt Hannover: Integrationsbeiräte in der Landeshauptstadt Hannover, retrieved on 24 November 2020
- [178] Landeshauptstadt Hannover: Integrationsmanagement für Flüchtlinge Informationsdrucksache Nr. 0624/2015 und Ankommen – unterstützen – miteinander leben – Flüchtlingszuwanderung nach Hannover – Zwischenbilanz und Ausblick, Informationsdrucksache Nr. 2088/2016
- [179] Landeshauptstadt Hannover (2016): Empfehlungen zu familienpolitischen Handlungsleitlinien und -maßnahmen 2016 bis 2021, S. 46, retrieved on 30 November 2020
- [180] MigrantSelbstOrganisationen-Netzwerk Hannover e. V.: www.misonetz.de, retrieved on 3 December 2020
- [181] Landeshauptstadt Hannover (2017): „Sachstand VHS Chance“, Informationsdrucksache 2745/2017
- [182] Bildungsverein Soziales Lernen und Kommunikation e. V.: www.bildungsverein.de, retrieved on 8 November 2020
- [183] UNESCO: Kulturelle Vielfalt, retrieved on 7 October 2020
- [184] Landeshauptstadt Hannover: Vorwärts nach weit – der Kulturentwicklungsplan 2030 für Hannover, retrieved on 30 November 2020
- [185] Landeshauptstadt Hannover: Museen & Ausstellungen, retrieved on 30 November 2020
- [186] Landeshauptstadt Hannover (2020): Vorwärts nach weit – der Kulturentwicklungsplan 2030 für Hannover, Beschlussdrucksache Nr. 0837/2020, Seite 1
- [187] Prognos AG (2014): Standort- und Erfolgsanalyse: Kultur- und Kreativwirtschaft in der Region Hannover
- [188] Metropolregion Hannover Braunschweig Göttingen Wolfsburg GmbH: Kultur & Kreativwirtschaft – Lebensqualität, Wirtschaftsfaktor und Entwicklungsmotor, retrieved on 16 October 2020
- [189] Landeshauptstadt Hannover: Herrenhäuser Gärten, retrieved on 30 November 2020
- [190] Landeshauptstadt Hannover (2015): Entwicklung der Herrenhäuser Gärten – eine Bilanz, Informationsdrucksache Nr. 2246/2015
- [191] Landeshauptstadt Hannover: Friedhöfe in Hannover, retrieved on 30 November 2020
- [192] UNESCO (2005): Übereinkommen über den Schutz und die Förderung der Vielfalt kultureller Ausdrucksformen, retrieved on 7 October 2020
- [193] UNESCO: Kulturelle Vielfalt weltweit, retrieved on 7 October 2020
- [194] UNESCO: Kulturelle Vielfalt in Deutschland, retrieved on 7 October 2020
- [195] Landeshauptstadt Hannover (2019): Handlungskonzept „Hannover – Internationale Stadt“
- [196] UNESCO: Allgemeine Erklärung zur kulturellen Vielfalt, S. 1, retrieved on 27 November 2020

- [197] Landeshauptstadt Hannover (2018): Internationale Netzwerke für die Kulturszene in Hannover, Informationsdrucksache Nr. 2245/2018
- [198] Landeshauptstadt Hannover: Städtepartnerschaften der Landeshauptstadt Hannover, retrieved on 30 November 2020
- [199] Landeshauptstadt Hannover (2017): UNESCO City of Music Hannover – Rückblick 2017 und Ausblick 2018, Informationsdrucksache Nr. 3169/2017
- [200] Landeshauptstadt Hannover: UNESCO-City-of-Music, retrieved on 30 November 2020
- [201] United Nations (Habitat III): The New Urban Agenda, retrieved on 24 November 2020
- [202] Landeshauptstadt Hannover: Stadtbibliotheken, retrieved on 30 November 2020
- [203] Landeshauptstadt Hannover (2020): Initiativen zur kulturellen Bildung für Kinder und Jugendliche 2020, Beschlusssdrucksache Nr. 1312/2020
- [204] Landeshauptstadt Hannover: Stadtteilkultur, retrieved on 30 November 2020
- [205] Landeshauptstadt Hannover (2020): „Zehn strategische Ziele und neue Handlungsfelder der Stadtbibliothek Hannover“ Informationsdrucksache Nr. 1937/2020
- [206] Die Bundesregierung: „Die deutsche Nachhaltigkeitsstrategie“, retrieved on 30 November 2020
- [207] Rat für Nachhaltige Entwicklung (2017): „Positionen zur Nachhaltigkeit – Beschluss des Oberbürgermeister Dialogs Nachhaltige Stadt vom 15. März 2017“, S. 2, retrieved on 7 December 2020
- [208] Landeshauptstadt Hannover (2016): Stadtentwicklungskonzept „Mein Hannover 2030“, Seite 67, Integrierter Stadtentwicklungsprozess „Mein Hannover 2030“, Beschlusssdrucksache Nr. 0508/2016
- [209] Landeshauptstadt Hannover (2016): 500 plus: Das Konzept zur Umsetzung des Investitionsmemorandums, Informationsdrucksache Nr. 1085/2016
- [210] Landeshauptstadt Hannover (2018): Hannovers Green & Social Schuldschein: Nachhaltig und gut, retrieved on 30 November 2020
- [211] Landeshauptstadt Hannover (2016): Verwaltungsentwicklungsprogramm 2016 bis 2020, Informationsdrucksache Nr. 2529/2016
- [212] Landeshauptstadt Hannover (2008): Der Lokale Integrationsplan, retrieved on 30 January 2020
- [213] Charta der Vielfalt e. V.: Europäische Charta der Vielfalt, retrieved on 23 November 2020
- [214] Volkshochschule Hannover: Hannoversches Diversity Netzwerk (HaDi), retrieved on 21 November 2020
- [215] Landeshauptstadt Hannover: „Im Einklang: Beruf und Privatleben“, retrieved on 21 November 2020
- [216] Landeshauptstadt Hannover (2018): Verwaltungsstrategie zur Digitalisierung der Landeshauptstadt Hannover, retrieved on 30.11.2020
- [217] Bundesministerium des Innern, für Bau und Heimat: Onlinezugangsgesetz, retrieved on 21 November 2020
- [218] United Nations (2015): Resolution der Generalversammlung „Transformation unserer Welt: die Agenda 2030 für nachhaltige Entwicklung“, deutsche Übersetzung, retrieved on 30 November 2020
- [219] Bundesregierung (2020): Deutsche Nachhaltigkeitsstrategie Weiterentwicklung 2021 (Dialogfassung), retrieved on 1 February 2021
- [220] Deutsches Institut für Entwicklungspolitik (DIE) (2016): Städtische Governance für nachhaltige globale Entwicklung: von den SDGs zur New Urban Agenda, Analysen und Stellungnahmen 6/2016, retrieved on 13 October 2020

- [221] Bertelsmann Stiftung (Hrsg.) (2020): SDG-Indikatoren für Kommunen. 2. vollständig überarbeitete Auflage, retrieved on 7 December 2020
- [222] Deutscher Städtetag (2020): SDG-Indikatoren für Kommunen, retrieved on 1. February 2021
- [223] Landeshauptstadt Hannover (1998): Endbericht (1998) zur Entwicklung einer Lokalen Agenda 21
- [224] Stiftung Deutscher Nachhaltigkeitspreis e. V. (2017): Auszeichnung der Landeshauptstadt Hannover als „Nachhaltigste Großstadt 2018“, retrieved on 21 November 2020
- [225] Organisation für wirtschaftliche Zusammenarbeit und Entwicklung (OECD): Öffentliche Vergabe in Deutschland, retrieved on 7 December 2020
- [226] Bertelsmann Stiftung (2020): Wirkungsorientiertes Nachhaltigkeitsmanagement in Kommunen. Einflussfaktoren und Effekte der Nutzung von Indikatoren, retrieved on 30 November 2020
- [227] Kuhn, Stefan; Burger und Ulrich (2018): Wirkungsorientiertes Nachhaltigkeitsmanagement in Kommunen: Leitfäden. Gütersloh., S. 11, retrieved on 1 February 2021
- [228] Rat für nachhaltige Entwicklung (2019): In unserer Hand – Strategische Eckpunkte für eine nachhaltige Entwicklung in Kommunen – Positionen und Impulse der am Dialog „nachhaltige Stadt“ beteiligten Oberbürgermeisterinnen und Oberbürgermeister, S. 8 und 10
- [229] Landeshauptstadt Hannover (2020): Förderfonds für Formen der Anerkennung von Bürgerschaftlichem Engagement in der Landeshauptstadt Hannover, Beschlussdrucksache Nr. 0319/2020 N1
- [230] Landeshauptstadt Hannover: Netzwerk Bürgermitwirkung, retrieved on 30 November 2020
- [231] Landeshauptstadt Hannover: Ehrenamt und Engagement, retrieved on 21 November 2020
- [232] Landeshauptstadt Hannover: Bürgerschaftliches Engagement, Hannover Marktplatz, retrieved on 21 November 2020
- [233] Landeshauptstadt Hannover: Quartiersmanagement, retrieved on 30 November 2020
- [234] Landeshauptstadt Hannover: Gemeinwesenarbeit Hannover, retrieved on 30 November 2020
- [235] Landeshauptstadt Hannover (2016): Integriertes Stadtentwicklungskonzept „Mein Hannover 2030“, Evaluation der Beteiligungsphase, retrieved on 22 November 2020
- [236] Landeshauptstadt Hannover: Integriertes Stadtentwicklungskonzept „Mein Hannover 2030“ Arbeitsprogramm, Verstetigung der Beteiligung, retrieved on 7 December 2020
- [237] Landeshauptstadt Hannover: Allgemeine Dienstanweisung über die Verwendung von Recyclingpapier bei der Landeshauptstadt Hannover, retrieved on 7 December 2020
- [238] Deutsche Umwelthilfe e. V.: Projekt „Palmöl, aber richtig!“, retrieved on 30 November 2020
- [239] Landeshauptstadt Hannover (2009): Antrag der SPD-Ratsfraktion und der Fraktion Bündnis 90/ Die Grünen „Milleniums-Erklärung zu nachhaltigem kommunalen Engagement“, Antrag Nr. 0315/2009, retrieved on 7 December 2020
- [240] Landeshauptstadt Hannover (2010): Einsatz von fair gehandelten und ohne ausbeuterische Kinderarbeit hergestellten Produkten in der Stadtverwaltung, Informationsdrucksache Nr. 0325/2010
- [241] Land Niedersachsen (2015): Niedersächsische Verordnung über die Beachtung der Kernarbeitsnormen der Internationalen Arbeitsorganisation bei der Vergabe öffentlicher Aufträge (NKernVO), retrieved on 30 November 2020
- [242] Landeshauptstadt Hannover (2018): Evaluation 2017 zur „Sozial nachhaltigen Beschaffung“ der Landeshauptstadt Hannover, Informationsdrucksache Nr. 2468/2018
- [243] Landeshauptstadt Hannover: Sozial nachhaltige Beschaffung, retrieved on 30 November 2020

- [244] Landeshauptstadt Hannover: Fairer Handel, retrieved on 30 November 2020
- [245] Landeshauptstadt Hannover: Faire Woche, retrieved on 30 November 2020
- [246] Landeshauptstadt Hannover: Unsere Schule handelt fair!, retrieved on 30 November 2020
- [247] Landeshauptstadt Hannover: Fairtrade Town, retrieved on 7 December 2020
- [248] Freundeskreis Malawi e. V.: www.freundeskreis-malawi.de
- [249] Landeshauptstadt Hannover (2021): Städtepartnerschaft Hannover–Blantyre: Kommunale Entwicklungszusammenarbeit stärken – globalen Herausforderungen gemeinsam begegnen, Informationsdrucksache Nr. 0002/2021
- [250] Rat für nachhaltige Entwicklung (2019): In unserer Hand – Strategische Eckpunkte für eine nachhaltige Entwicklung in Kommunen“ – Positionen und Impulse der am Dialog „nachhaltige Stadt“ beteiligten Oberbürgermeisterinnen und Oberbürgermeister, S. 9, retrieved on 19 January 2021
- [251] Rat für nachhaltige Entwicklung: Kommunen als zentrale Akteure nachhaltiger Entwicklung. Stellungnahme an den Staatssekretärsausschuss für nachhaltige Entwicklung zur Sitzung am 15.02.2021; Berlin, 20.11.2020, retrieved on 19 January 2021
- [252] Büro Deutscher Nachhaltigkeitspreis (2017): Neun Kommunen im Finale des Deutschen Nachhaltigkeitspreises. Pressemitteilung 05.10.2017, retrieved on 19 February 2021
- [253] Rat für nachhaltige Entwicklung: Kommunen als zentrale Akteure nachhaltiger Entwicklung. Stellungnahme an den Staatssekretärsausschuss für nachhaltige Entwicklung zur Sitzung am 15.02.2021; S. 3; Berlin, 20.11.2020, retrieved on 19 January 2021
- [254] Rat für nachhaltige Entwicklung (2019): In unserer Hand – Strategische Eckpunkte für eine nachhaltige Entwicklung in Kommunen“ – Positionen und Impulse der am Dialog „nachhaltige Stadt“ beteiligten Oberbürgermeisterinnen und Oberbürgermeister, S. 17, retrieved on 19 January 2021
- [255] Rat für nachhaltige Entwicklung (2018): „Deutschen Nachhaltigkeitsalmanach 2018 – Thesen und Taten. Transformation!“. Beitrag von Bussow Grabow und Martin zur Nedden: Können Kommunen Nachhaltigkeit lernen? S. 96 ff., retrieved on 19 January 2021
- [256] Rat für nachhaltige Entwicklung (2018): „Deutschen Nachhaltigkeitsalmanach 2018 – Thesen und Taten. Transformation!“. Beitrag von Bussow Grabow und Martin zur Nedden: Können Kommunen Nachhaltigkeit lernen? S. 102, retrieved on 19 January 2021
- [257] Rat für nachhaltige Entwicklung: Kommunen als zentrale Akteure nachhaltiger Entwicklung. Stellungnahme an den Staatssekretärsausschuss für nachhaltige Entwicklung zur Sitzung am 15.02.2021, S. 5; Berlin, 20.11.2020, retrieved on 19 January 2021
- [258] W. Steffen et al (2015): Planetary boundaries: Guiding human development on a changing planet, in Science Vol. 347, Issue 6223
- [259] Wissenschaftliche Beirat der Bundesregierung – Globale Umweltveränderungen – (2014): Politikpapier Nr. 8, SDG-Debatte

Landeshauptstadt


Hannover

CITY OF HANOVER

The Mayor
Directorate of Economic and Environmental Affairs
Agenda 21 and Sustainability Office

Trammplatz 2
30159 Hannover
Germany

nachhaltigkeit@hannover-stadt.de



German Sustainability
Award 2018

WINNER

Concept, text and editing: Susanne Wildermann, Brigitta Rawe, Dominic Breyvogel, Wiebke Bembenek

Responsible in accordance with German press law: Susanne Wildermann

Design: www.fischhase.de

Translation: LENNON Language Solutions

As at June 2022, first edition