

Voluntary Local Review 2023

—
Localization of the
2030 Agenda for
Sustainable Development
in Buenos Aires City



Authorities

Chief of Government

Horacio Rodríguez Larreta

General Secretary and International Relations

Fernando Straface

Undersecretary of International Relations

Francisco Resnicoff

Director of International Relations and Cooperation

Carolina Cuenca

Produced by

Camila Baello

Mariana Cammisa

Sol Lanzieri Rodriguez

Design

Rodrigo Martínez Ruiz

Translation

Fernanda Font

Contact

buenosaires.gob.ar/agenda-2030

secretariageneral@buenosaires.gob.ar

Edition

July 2023



Index

1. Foreword
 - a. Horacio Rodríguez Larreta, Chief of Government of Buenos Aires City
 - b. Claudia Mojica, United Nations Resident Coordinator in Argentina
 - c. Fernando Straface, Secretary General and International Relations of Buenos Aires City
2. Buenos Aires City Profile
3. Introduction
4. Localization of the 2030 Agenda for Sustainable Development in Buenos Aires City
 - a. Adaptation
 - b. Strategic partnerships
 - c. Awareness-raising
5. Buenos aires' contributions to the 2030 agenda
 - SDG 1: No Poverty
 - SDG 2: Zero Hunger
 - SDG 3: Good Health and Well-being
 - SDG 4: Quality Education
 - SDG 5: Gender Equality
 - SDG 6: Clean Water and Sanitation
 - SDG 7: Affordable and Clean Energy
 - SDG 8: Decent Work and Economic Growth
 - SDG 9: Industry, Innovation and Infrastructure
 - SDG 10: Reduced Inequalities
 - SDG 11: Sustainable Cities and Communities
 - SDG 12: Responsible Consumption and Production
 - SDG 13: Climate Action
 - SDG 15: Life on Land
 - SDG 16: Peace, Justice and Strong Institutions
 - SDG 17: Partnerships for the Goals
6. Conclusions
7. Annex

Foreword

Horacio Rodríguez Larreta
Chief of Government of Buenos Aires City

Claudia Mojica
United Nations Resident Coordinator in Argentina

Fernando Straface
Secretary General and International Relations of Buenos Aires City



Horacio Rodríguez Larreta

Chief of Government of Buenos Aires City



Eight years ago, **we began transforming Buenos Aires into the city we dreamed of.** A city that follows global urban trends, and incorporates the transformations that today's society demands.

Providing **more public spaces** for citizens' enjoyment, moving and commuting in a variety of ways while remaining **committed to the environment** and emphasizing the importance of **citizen participation and transparency in public administration.** This is the core of the initiatives we have proposed, developed, and deepened in our quest to improve the well-being of all Buenos Aires residents and visitors.

The **long-term goals** we have established today are a lighthouse pointing us in the right direction. In the current context, **local governance is key for achieving large-scale goals** that provide tangible results to our community while keeping future generations in mind. In this regard, we highlight the plan that we have started to improve the quality of life for all residents of the city, emphasizing the potential that these goals have at the national level.

In this sense, our **management approach was essential:** we kept our methodology, governing with a plan that establishes clear and measurable goals while always keeping citizens' needs in mind. Furthermore, we have maintained consistent accountability, which has strengthened community trust even further.

The **United Nations Sustainable Development Goals** are a guideline for continuing on the path we've set at the local level, and they also build hope for all that can be accomplished at the national level. With these goals in mind, we propose expanding the transformation to include all of


Argentina, not just Buenos Aires City. May our work in security, education, employment, public and green spaces, and transportation be pillars in the cities of each of our provinces.

Like every year, since 2019, we are reporting how far we have progressed in the 2030 Agenda. We are proud to present our fifth Local Voluntary Review at the United Nations High-Level Political Forum and to share with other cities how we approach today's and tomorrow's agendas.

Today, cities are the main characters in the global change that the world needs. Local governments are on the frontline of addressing change initiatives. As a result, we will continue to work from Buenos Aires to achieve sustainable and transformative progress to improve the quality of life of our citizens on a daily basis.

Claudia Mojica

United Nations Resident Coordinator in Argentina



Since its adoption by the United Nations General Assembly, **the 2030 Agenda has recognized cities as a critical sphere for achieving the Sustainable Development Goals (SDG)**. SDG 11 aims to “make cities and human settlements more inclusive, secure, resilient, and sustainable.” It proposes a shared vision of cities in which current and future generations are capable of building and inhabiting cities that are fair, safe, healthy, accessible, resilient, and sustainable, thereby promoting prosperity and quality of life for all.

Attaining global sustainable development calls for effective local management. The planet and its cities are interdependent due to economic, social, and environmental factors that demand coordinated and multilevel planning and implementation.

Global and Argentinian data support this viewpoint. More than half of the world’s population lives in urban areas. By 2045, the global urban population will have increased by 1.5 times, reaching 6,000 million people. In Argentina, the eight largest urban agglomerations account for nearly 48% of the country’s total population.

As a result, **what happens in cities affects the lives of millions of people and has a national and global impact.** Therefore, the relationship between the 2030 Agenda and cities can be understood as mutually beneficial. The Agenda recognizes the importance of cities in achieving the SDGs, while cities see the 2030 Agenda as a useful tool for planning and management. This is because the Agenda proposes incorporating the SDGs dimension into state budgeting, resource allocation, prioritization, and decision-making.

The 17 SDGs intersect the entire development process. As a result, cities have an impact on topics as relevant as education, health, civic security, employment, basic services access, cultural industries, territorial planning, preservation of the environment, public space, and public investment.


The territorialization of the 2030 Agenda and the SDGs calls, at the same time, for a **planning and management approach, with capacity building and the implementation of new tools.** In this sense, **Buenos Aires City is a global reference.** Hosting and organizing, in 2022, the C40 World Mayors Summit - which we had the pleasure of accompanying- demonstrated to the world that **Buenos Aires, already one of the world’s major cultural capitals, is also a leader in the localization and implementation of the 2030 Agenda.**

This voluntary review represents an accountability exercise while providing citizens with relevant information on the various aspects of governance that impact each resident’s quality of life.

We congratulate the Buenos Aires City Government on reaffirming its commitment to the 2030 Agenda by publishing the fifth Voluntary Local Review of the SDGs, which highlights significant progress toward sustainable development.

Fernando Straface

General Secretary and International Relations



For years, **cities have been protagonists of the most important global agendas**. The increase in the urban population, the concentration of 80% of GDP and the mobility of people are some of the phenomena that explain their growing role.

In this context, local and subnational governments enhanced their international action in order to have a direct impact on the development of their territories and, as a result, the quality of life of their residents and visitors.

The **localization of the 2030 Agenda** is a fundamental part of this action for several reasons. First, it presents a roadmap with short, medium, and long-term goals to build a more resilient, inclusive, and sustainable city.

Said goals cover aspects of the economic, social and environmental sphere that Buenos Aires takes as a guide to be a **safer City**; to **educate citizens** with the necessary tools for the **jobs of the future and generate work**; so that all residents can have a **better urban infrastructure and enjoy public and green spaces**; so that everyone can feel **integrated** and have access to the same opportunities, **narrowing the gender gap**; and to **take climate action** to protect people and the environment.

Second, **forge partnerships** so that international action has an impact on sustainable development in the territories. In this sense, exchanges with other local and global cities and organizations that promote the Agenda, and provide work tools and methodologies to implement the Global Goals, are essential.

Finally, the report on our progress in the 2030 Agenda works as an **accountability tool** for the City, mainly at the international level. Thus, the

SDGs generate a common framework and language that allows us to tell the world how we work to improve the quality of life of all the people who live in and visit the city.

For the fifth consecutive year, we present our Voluntary Local Review to the United Nations High-Level Political Forum, which summarizes all the transformations we made in 8 years of management in the City of Buenos Aires.

We are proud to have placed Buenos Aires in the highest standards of accountability and, at the same time, leave a built capacity for future administrations.

Buenos Aires

City Profile

Buenos Aires City is the capital of the Argentine Republic. According to the 2022 Census, it has a population of **3,120,612 inhabitants**, 35.3% of which were born elsewhere and 42.3% arrived during the last decade.

Buenos Aires concentrates nearly half of Argentina's economic activity. In this regard, our product profile is primarily based on the **services sector**, which accounts for 73% of the GGP, with the main sectors being real estate, finance, and commerce.

Focused on improving the quality of education, the cultural offer, and the increase in human capital, Buenos Aires was recognized by the British magazine The Economist as **the best city in Latin America to live** in The Global Liveability Index 2023 ranking.

Therefore, we have become a competitive hub at a global level, attracting visitors, international students, and digital nomads. In fact, the City was recently ranked first in the Nomad List as **the best city in the world to be a digital nomad**. We also ranked first at the regional level in the QS ranking as **the best destination for international university students**.

On the other hand, regarding **environmental and international cooperation**

matters, Buenos Aires has become a leader, both in the local and regional arena and globally, since these are central priorities in the government's agenda. Buenos Aires' climate commitments are in our 2050 Climate Action Plan, which sets the guidelines for being an inclusive, resilient, and carbon-neutral city.

Finally, since 1994 Buenos Aires has been recognized as an autonomous city and is ruled by its three branches of power: Executive, Legislative, and Judicial. It has its own police force and is divided into 15 communes. **Horacio Rodríguez Larreta** is the current Chief of Government of the City and is serving his second term until 2023.

THE CITY IN NUMBERS





03

Introduction

Transforming Buenos Aires
into a resilient, inclusive and
sustainable city

Buenos Aires: The Road to a Resilient, Inclusive and Sustainable City

In 2015, all the United Nations Member States adopted the 2030 Agenda for Sustainable Development. Through 17 Goals and 169 targets, the 2030 Agenda is a universal call to action to end poverty, protect the planet and improve the quality of life of all people, leaving no one behind.

In this sense, and because of their proximity to citizens, the action of local and subnational governments is fundamental to achieving the Global Goals. In fact, the Organization for Economic Cooperation and Development (OECD), estimates that accomplishing 65% of the SDG targets depends on the action of cities, provinces, and regions.

For this reason, in 2016 we committed to localizing the 2030 Agenda. Such localization is part of the International Positioning Strategy for Buenos Aires City, and its ultimate goal is to improve the quality of life of all people living in and visiting the City.

More than a decade ago, we embarked on the path to transforming ourselves into the city with the best quality of life in Latin America. A city that prioritizes education for work, social and urban integration, comprehensive well-being, and climate action. A 15-minute city, made for people and one that promotes equal opportunities for all.

The Voluntary Local Review 2023 (VLR) traces this path and accounts for our progress on the 2030 Agenda, over the 8 years of our administration. In addition, and unlike the previous four VLRs, this year we present our progress on all SDGs and not only those prioritized by the United Nations High-Level Political Forum.



SDG 1 “No Poverty” Our social and urban integration processes seek to guarantee access to basic services for all residents living in vulnerable neighborhoods, through housing and urban infrastructure improvement and construction, economic development and employment promotion, and the relocation and construction of educational and health centers.



SDG 2 “Zero Hunger” We promote programs aimed at socially vulnerable families to ensure access to essential items, health care, and educational continuity.



SDG 3 “Good Health and Well-being” AWe approach health from the perspective of comprehensive well-being, through a systemic action plan that not only looks after people’s physical and emotional integrity, but also promotes the enjoyment of public spaces, cultural activities, recreation, and sports.



SDG 4 “Quality Education” We are a city where education is a priority, where boys and girls are educated with the skills required for current and future jobs. We improve infrastructure, modernize content, including technology, and promote teacher training.



SDG 5 “Gender Equality” We are an open, plural, and diverse city and we work towards equality between men, women, and gender-diverse people, through three dimensions of autonomy: physical, economic, and in decision-making.



SDG 6 “Clean Water and Sanitation” Our social and urban integration processes undertake infrastructure works to provide access to drinking water and sewage networks, and to regularize informal connections. We also seek to ensure hygiene standards to prevent health hazards and avoid environmental impacts.



SDG 7 “Affordable and Clean Energy” To reduce our emissions and ensure access to basic services, we aim for a sustainable, affordable, and efficient energy infrastructure that reduces costs.



SDG 8 “Decent Work and Economic Growth” We enhance our local economic development through incentives to strategic economic sectors, growth of human capital, strongly focusing on entrepreneurship and innovation, and promoting the visitor economy and sustainable tourism.



SDG 9 “Industry, Innovation and Infrastructure” LWe carry out major infrastructure works to achieve a city with no barriers, committed to social and urban integration, and prepared to face the effects of climate change. We also encourage the development of research, innovation, and digitization.



SDG 10 “Reduced Inequalities” We are committed to the diversity of all our residents regardless of their origin, sexual identity, or gender, with the aim of highlighting one of our greatest attributes: multiculturalism and diversity. We work on public policies and spaces for the promotion, prevention, and protection of rights to reduce acts of discrimination and violence and to promote spaces for dialogue.



SDG 11 “Sustainable Cities and Communities” We are transforming Buenos Aires into a 15-minute city, made for people, and structured on four pillars: the social and urban integration of low-income neighborhoods; the construction of a sustainable mobility plan that reduces environmental impact; the safeguarding and revaluation of its cultural heritage and access to culture; and the construction, expansion, and revamping of public and green spaces.



SDG 12 “Responsible Production and Consumption” We approach urban solid waste management from a comprehensive perspective, based on circular economy, differentiated management, separation at source and collective responsibility. In addition, we promote public procurement that generates a lower environmental impact and boosts the social economy.



SDG 13 “Climate Action” With our Climate Action Plan (CAP), we are committed to being a carbon-neutral, resilient, and inclusive city by 2050; based on four areas of action: a city that is prepared, close to its residents, innovative, low-carbon, and inclusive.



SDG 15 “Life on Land” We look after our green spaces and their irreplaceable benefits. For this reason, the City’s land use planning considers the protection of the different green areas according to their characteristics and a master plan for public trees.



SDG 16 “Peace, Justice and Strong Institutions” We have a management model based on planning, evidence, co-creation, and accountability. We promote open government initiatives, public access to information and citizen participation.



SDG 17 “Partnerships for the Goals” Through our International Positioning Strategy, we work in coordination with several international organizations, city networks, civil society organizations and other cities to build a comprehensive and multilateral approach to the SDGs. In addition, we promote initiatives to make Buenos Aires the best city to live, visit, work and do business in.

A photograph of a park scene. In the foreground, a group of people is sitting on a grassy slope. Some are looking at their phones, while others are talking. In the background, there are trees and a brick building. A bright sun is shining from the top left, creating a lens flare effect. A teal vertical bar is on the right side of the image.

04

Localization of the 2030 Agenda

for Sustainable
Development in Buenos
Aires City

In 2016, Buenos Aires City took the commitment to localize the 2030 Agenda for Sustainable Development. With the goal of institutionalizing it, we signed a **Cooperation Agreement with the National Coordinating Council for Social Policies** on August 9th of that same year, during the visit of the then-General Secretary of the United Nations, Ban Ki-moon.



In such a manner, the **General Secretariat and International Relations** was designated as the focal point, with the localization process based on three central pillars: **adaptation, strategic partnerships, and awareness-raising**.

Adaptation

Following the institutionalization of the Agenda 2030 in Buenos Aires City, we began to **adapt the Global Goals to local reality**. This process included an examination of our **Government Plan 2015-2019** to establish Buenos Aires' contributions to the Sustainable Development Goals (SDG).

This analysis enabled us to establish a first set of targets, which could then be used as a starting point for the development of indicators through an Inter-ministerial meeting of 27 government areas.

Buenos Aires City chose its local indicators based on published data and its collection frequency based on the indicators defined by the United Nations and the national adaptation. Following this selection, they were classified into three levels:

- **Level 1:** conceptually clear indicators, with a methodology, established standards, and data production on a regular basis.
- **Level 2:** conceptually clear indicators, a methodology, and established standards, but no regular data production.
- **Level 3:** indicators for which the methodology and standards have not been established, or for which the methodology and standards are being developed/tested.

In addition, **complementary indicators** were developed. These are the topics considered in SDGs targets but that do not have a direct relationship with the global and/or national indicators. Through them, it was possible to adapt the 2030 Agenda to local needs by using complementary indicators, drawing attention to aspects associated with the goal but not necessarily collected through global and/or national indicators.

The majority of the indicators come from government sources, ensuring their methodological robustness and continuity for monitoring the 2030 Agenda. The **General Direction of Statistics and Censuses alongside the**

Secretary of Planning, Evaluation and City Management played critical roles in defining this stage, being in charge of the methodological review of each of them.

Under this foundation, we produce our annual **Voluntary Local Review (VLR)**.



VOLUNTARY LOCAL REVIEW OF BUENOS AIRES CITY



In 2019, we committed to reporting our progress on the 2030 Agenda annually, in line with the **New York Declaration**, and we are now one of the world's pioneering cities, with [five voluntary reviews submitted](#).

The VLRs are both the process and the result of SDG adaptation in Buenos Aires City. They are a tool that allows us to systematize the government's **strategic priorities** and be **permanently accountable under a common language and global framework**.

The Buenos Aires VLRs structure follows the guideline established by the United Nations for national governments, reporting the goals and priorities set by the High-Level Political Forum each year. It is worth noting that this year's review includes 16 SDGs (the City does not work on ODS 14) and summarizes the 8 years of Horacio Rodríguez Larreta's administration in the City.

The review, as the adaptation, **is a living, dynamic process that is always looking for ways to improve**. In this sense, Buenos Aires' exchanges with its **counterparts around the world** are fundamental.

Strategic Partnerships

To promote the localization and implementation of the SDGs, we **promote exchanges with national governments, other cities, international organizations, and civil society**. Partnerships are critical for enriching and sharing experiences related to the practices being implemented to face the great challenge of governance under the guidance of the 2030 Agenda.

Thus, we progressively formed a large ecosystem of international entities in pursuit of providing specific solutions to the great challenges that the world today presents. Based on the VLRs and the great commitment of cities around the world to the 2030 Agenda, we began to form a **community of practices with shared challenges and ambitions**. Such is the case of [SDG Leadership Cities](#) -a group of cities at the forefront of the SDGs and promoted by the **Brookings Institution**-, we participate in working groups with **UN Habitat**, the **United Nations Department of Economic and Social Affairs (UN DESA)**, the **United Nations Development Program (UNDP)**,



the **Union of Ibero-American Capital Cities (UCCI)**, and **United Cities and Local Governments (UCLG)**, among others.

These partnerships allow us to foster the development of public policies in response to the various challenges that we face in the context of Buenos Aires' sustainable development.



UNDP ACCELERATION LABS

The PNUD Labs are collaborative spaces for the development of innovative solutions that enable cities to make progress in achieving the Sustainable Development Goals through the use of a laboratory methodology.

Between 2019 and 2020, we carried out two laboratories focused on SDG 16+. The first one was [BA SDG Lab 16+: Gender, Mobility and Safety in Barrio Rodrigo Neighborhood](#) and consisted of a collaborative and co-created project with the neighborhood's residents.

The second was the [Participatory Air Monitoring Experiment](#) during the social isolation ordered by COVID-19. We placed sensors on the public bicycles that the citizens used, to measure different variables, such as types or levels of particles suspended in the air, humidity, and temperature, during their transfers in the City.

To see the strategic partnerships and co-creation processes of the city government with other actors in detail, go to SDGs 16 and 17.

Awareness-raising

Awareness-raising refers to a **set of actions designed to spread the 2030 Agenda throughout the city**, based on the belief that achieving the SDGs requires the community's collective effort.

We are convinced that **active citizen participation is a key factor in achieving the SDGs**. That is why we carry out a series of policies and initiatives that

involve residents, in order to give visibility to the 2030 Agenda and invite them to collaborate in achieving the objectives.

Thus, together with the UN Argentina and the Ministry of Education, we carried out different activities to promote the SDGs during the **2018 Youth Olympic Games**, based in Buenos Aires, and massive events such as the **Lollapalooza** music festival with more than 100,000 assistants.





“BA VOLUNTEERS” IN THE SDGS

With the **support of UN Argentina**, and through the Direction of Citizen Participation, we set out to generate actions and/or participatory spaces that could be aligned with the Goals of the 2030 Agenda to promote active citizenship that directly contributes to the fulfillment of the SDGs.

During 2021, a total of 15 “BA Volunteers” actions were carried out and in December of that same year, we expanded the scope, incorporating the participatory mechanisms of BA Experiences and Meetings into the SDG framework. This expansion materialized at the end of the year in a total of 34 actions that contributed to different SDGs.

As of 2023, all the devices of the Direction are under the umbrella of the 2030 Agenda, as long as the specific projects are aligned with the SDGs. We have already developed 14 actions framed in the SDGs, the devices used being both opinion surveys, volunteering, and experiences.

Furthermore, on the federal level, the “Meeting of Subnational Governments: Challenges for Local Adaptation of the SDGs”, co-organized with the CNCPS and the United Nations, continued in 2017 to share experiences and best practices in Agenda adaptation.



Buenos Aires' contributions to the 2030 agenda





SDG 1

End poverty in all its
forms everywhere





97.29%
of households have access to
BASIC SERVICES



Urban infrastructure
and utilities
for more than
+ 131,400
inhabitants

17 km
of infrastructure
in Barrio Mugica

15 new
PUBLIC SPACES
in Barrio Mugica



**PATIO GASTRONÓMICO
AND VIVERA ORGÁNICA**
in Rodrigo Bueno



**MINISTRY OF
EDUCATION AND MDHYH**
in low-income
neighborhoods



3,588 individuals
enrolled in
**CEDEL'S
JOB BANK**



PRIORITIZED TARGET

1.4 Access to basic services





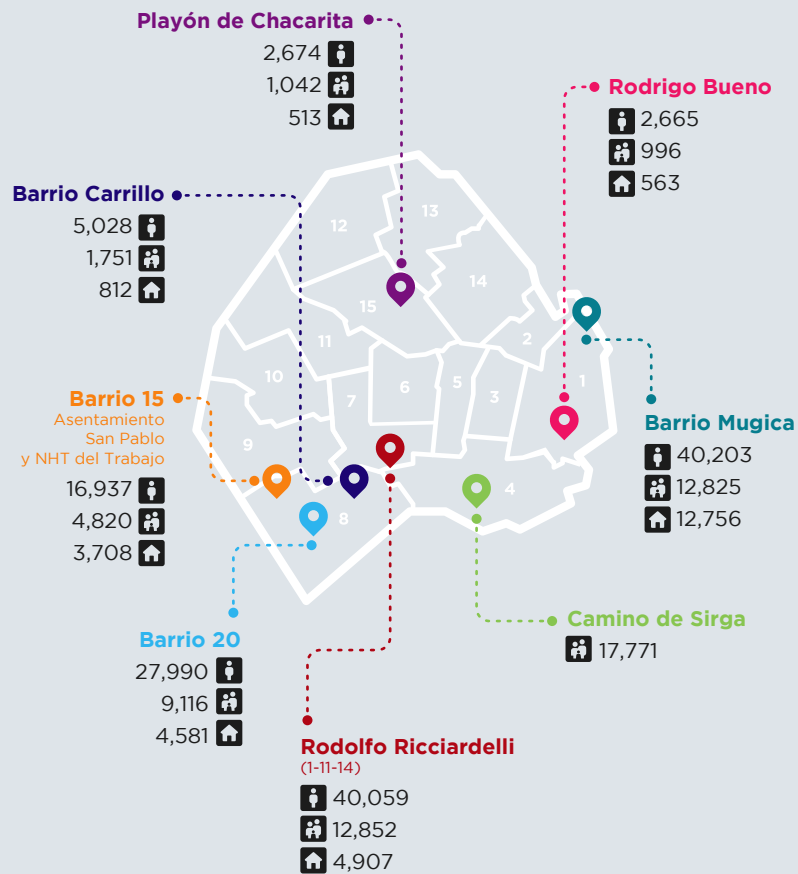
Access to basic services is understood as part of people's right to satisfy their vital needs. In Buenos Aires City, **97.29% of households have access to basic services** (INDEC, 2010), including waste collection and public transportation services, telephony, the presence of rainwater drains or sewers, pavement, public lighting, access to the electrical grid, to clean fuel for cooking and water supply.

For more than a decade, Buenos Aires City Government has been working to achieve the social and urban integration of low-income neighborhoods based on a comprehensive perspective.



There are 50 low-income neighborhoods in the City, home to 81,280 families

 INHABITANTS
  FAMILIES
  DWELLINGS



Source: IVC (City Housing Institute) 12,852

In this sense, the work approach was divided into three central areas:

1. Housing,
2. Urban and
3. Socioeconomic Integration.

Housing Solutions and Improvements

The first area implies that **each family lives in decent housing with access to all basic services**. To this end, infrastructure and service works were carried out for all housing units.

Within this framework, the City proposed to strengthen and deepen the **integration process of the low-income districts**. In the neighborhoods Barrio Mugica, Barrio 20, Rodrigo Bueno, Camino de Sirga, Ricciardelli, 21-24 and Barrio 15, new houses were built, and existing ones were refurbished to provide families with a safe place to live. Thus, the commitment to bring urban infrastructure and public services to **80,000 inhabitants in low-income districts** was fulfilled. Subsequently, this commitment was extended to 180,000 residents, of whom we have already reached **more than 131,400**.

To achieve this goal, we used a holistic approach of social, urban, and economic integration from within the neighborhood to the rest of the city. Thus, we sought to equalize rights and responsibilities with the inhabitants of the neighborhood and continued working to reach the goal of **180,000 integrated people**. The process was participatory in nature, as it included meetings with the residents in which the design was agreed upon according to their needs.

In line with the **Housing Improvement Program**, the sub-program **Manos a la Obra (Let's do it)** was created to ensure that all dwellings are safe, accessible,



and adequate. In these cases, residents carry out the improvement works with their own hands, while the government is responsible for monitoring the work and for the progressive material provision.

Thanks to this urbanization and integration initiative that connects the joint work between the City and its inhabitants, **Barrio Mugica was granted an award in Poland at the World Urban Forum** for its innovative, inclusive and sustainable approach.

All these works are essential for **Barrio Mugica** to have access to utilities so that its residents can have the same standard of service as any other citizen of Buenos Aires City, with the corresponding payment responsibilities that this entails.

For its part, intervention for socio-urban integration in **Barrio Rodrigo Bueno** also achieved excellent results and improved the quality of life of

the City's residents. In this way, quality, comprehensive, affordable, and sustainable housing solutions were promoted, enhancing the productive activity of the neighborhood.

Finally, in **Barrio Fraga** an urbanization process was carried out, with the construction of 678 new housing units distributed in 4 building blocks that are divided into condominiums. In addition, another 230 families in the neighborhood had their homes refurbished with new electricity, gas, and water supply connections. Other works included: 11 new streets, docks, public spaces refurbishment, LED lighting, construction of rainwater drains, sewers, ramps, signage, and 17,350 meters of laid infrastructure pipes.

Today, 100% of the neighborhood has a formal address.

Urban Transformation

The second area involves **connecting the neighborhoods to the rest of the City. In Barrio Mugica** we reached 17 km of infrastructure, revamped 19 pre-existing public spaces, and created 15 new ones; public transportation started running again in the area and we installed many of the first formal home connections for electricity and water supply.

In addition, in the process of government decentralization, the **Ministry of Education** was relocated to Barrio Mugica, where the **María Elena Walsh Education Center** was built. Along the same line, the Ministry of Human Development and Habitat was established in Barrio 15, in the building known as "Elefante Blanco" (White Elephant), which was refurbished and revamped, since it had been abandoned in the 1920s.

Likewise, a new waste collection and urban sanitation system is being implemented, while paving, sewage, rainwater, lighting, and electrical works are being carried out.

Social and Economic Development

In accordance with the idea of bringing neighborhoods closer to the City, the third area consists of **strengthening the productive activity in each neighborhood**, respecting its identity, training its residents, and promoting work.

Considering this context, the City promoted the **Law for the Promotion of Social Economy** and the **Law for Productive Integration**. Therefore, it seeks to promote local development, the creation and sustainability of self-managed jobs, and access to new markets for productive units. It also facilitates tools aimed at improving the production and commercialization of goods and services, with the purpose of reducing the economic and social gaps among citizens.



In addition, to promote the economic inclusion of its inhabitants, in Barrio Rodrigo Bueno new ventures such as the **“Patio Gastronómico” (Food Courtyard)** and 57 new premises for local stores were opened, and the **“Vivera Orgánica” (Organic Vegetable Garden)** was encouraged. Finally, an Environmental Health Board was made based on the interest of the residents in order to promote, discuss and propose environmental initiatives.

WORK IS THE BEST SOCIAL POLICY



At Buenos Aires City Government, we are convinced that work is the best social policy.

This is why we are working to **facilitate access to funding, training, and the formalization of 75,000 workers of the popular economy** in the City.

We also pledged that, by 2023 **40 new companies will be established in Barrio Mugica** to create new jobs and enhance the productive value and economic development of the neighborhood.

We encourage this policy by granting several benefits and providing support from the City. Each new company that settles in the area implies that more people are working, consuming, and invigorating the economy of Barrio Mugica.

On the other hand, we promoted **the Fair for Entrepreneurs in Barrio Fraga (Chacarita Fair)** and created the **Single Registry of Productive Units of the Popular and Social Economy (RUPEPyS, for its acronym in Spanish)**.

Finally, in line with the educational and economic development promotion policies, courses and entrepreneurship training were delivered. In addition, **educational practices** were offered, in which at least 450 students undergo pedagogical experiences in areas related to their educational orientation or training path.

In addition, with the **Youth Employment Plan**, 10,000 residents between

18 and 24 years of age will be inserted into the labor market, since this age group experiences the greatest difficulties in accessing a job. The aim is to provide more and better opportunities and reduce the unemployment rate.



CENTER FOR ENTREPRENEURIAL AND LABOR DEVELOPMENT FOR BARRIO MUGICA (CEDEL, FOR ITS ACRONYM IN SPANISH)



CeDEL is a public building in Barrio Mugica aimed at promoting the economic development of its residents. It offers trades training, personalized advice to entrepreneurs and a Job Bank that provides more opportunities for accessing a formally registered job, by means of a Labor Integration Program.

- 3,588 people registered in the Job Bank
- 296 residents obtained job interviews with companies
- 1,712 hired people
- 5,721 residents graduated from courses and 311 are undergoing training
- 659 residents were assisted in their entrepreneurial path



SDG 2
End Hunger



PRIORITIZED TARGET

2.1 Access to safe, nutritious, and sufficient food



1,294
beneficiaries of
Ticket Social



3,197
beneficiaries of the
**690 Housing
subsidy**



36,286
households access
**Ciudadanía
Porteña**



647
residents in vulnerable
situations participate in
Estudiar es Trabajar

In cities, challenges such as food loss, food waste, and malnutrition are on the rise. With more than half of the world's population living in urban areas, it is estimated that this number will grow up to 70% by 2050.

The growing urbanization process demands that local governments play an increasingly active role in building more sustainable cities for future generations.

The growing problem of hunger and malnutrition has a direct impact on the inability of many people to access the same opportunities, which has a direct repercussion on their personal physical and mental development.

Social Inclusion and Satisfaction of Basic Needs

In 2015, Buenos Aires City joined the **Milan Urban Food Policy Pact** along with 100 other cities around the world. In this way, we are committed to developing sustainable food systems that guarantee healthy and accessible food, protect biodiversity, and reduce food waste.

Within this framework, we continue to work on social inclusion and the satisfaction of basic needs through a series of initiatives, in line with the actions recommended by the Pact, and in order to achieve the proposed objectives in the following categories: Governance, Sustainable Diets and

Nutrition, Social and Economic Equity, Food Production, Food Supply and Distribution, and Food Waste.

Currently, **42,180 households** receive assistance for the purchase of food in Buenos Aires. The **program Ciudadanía Porteña (Buenos Aires Citizens)** provides a monthly subsidy that improves the income of vulnerable households through a preloaded card that is used to buy food, cleaning and personal hygiene products, school supplies and cooking fuel.

The program focuses mainly on households that are more vulnerable due to the presence of pregnant women, children under 18 years of age, people with disabilities and the elderly.

In turn, this assistance program includes a series of subprograms that guarantee access to essential items, health care, and educational continuity.



BA PRESENTE

The teams of Buenos Aires Presente (Buenos Aires Is Present) proactively travel around the city to **assist homeless people 24 hours a day, 365 days a year**. We have 25 mobiles and 25 two-member teams.

In addition, there are **44 inclusion centers**, with a total of 2,636 beds, assisted and supported by professionals, so that those who make use of them can not only shower, eat, and sleep but also have the possibility of finding a life project and moving forward.

This way, the program **Redes por la inclusión** (Networks for Inclusion) provides **comprehensive professional support to individuals and families in situations of social vulnerability** to facilitate access to different resources and skills development and contribute to the strengthening of independent life projects.

On the other hand, we provide assistance and economic support to individuals and families at risk of being homeless, in order to avoid new situations of homelessness.

The economic subsidies, exclusively for housing use, seek to strengthen the income of families or single persons, who must later account for their expenditures on a regular basis. At the same time, guidance is provided to beneficiaries in the search for strategies to solve their housing problems. Currently, 9,391 **households** are reached.

On the one hand, the subprogram **“Ciudadanía Porteña con Todo Derecho” (Buenos Aires Citizens with All Rights)** provides a monthly subsidy to families in vulnerable situations, contributing to the reduction of inequality, fostering integral development, promoting health care, and encouraging autonomy and economic independence.



The subsidy is complemented by the program **Estudiar es Trabajar (Studying is Working)**, which today has 1,008 beneficiaries. Understanding education as an irrefutable right, this support program encourages the completion of studies for people at any level of the formal education system (primary, secondary, tertiary, or university) or for special education.

From the perspective of gender equality policies, the network “**Red de Primeros Meses**” (“**First Months Network**”) was added with the purpose of reducing health complications in pregnancies as well as infant mortality. The plan also seeks to guarantee the health of both women and babies by detecting and preventing cases of infant mortality, as well as by raising awareness among women in vulnerable situations.

Finally, a subprogram of Ciudadanía Porteña, **Ticket Social (Social Voucher)** was launched in 2018 and now reaches 1,495 beneficiaries. Its main objective is to strengthen access to essential items for families experiencing food insecurity and social vulnerability.





SDG 3

Good Health and
Well-Being



A HEALTHCARE CENTER within
15 minutes
of home



GENERAL PRACTITIONER
for families



Comprehensive
WELL-BEING NETWORK
15 minutes from home in 20 neighborhoods of the City



7
PEDIATRIC CONSULTATIONS
in the first year of life



ENSURE
5 prenatal checkups



Lowest infant mortality rates
IN HISTORY



PRIORITIZED TARGETS

- 3.1** By 2030, reduce the global maternal mortality ratio to less than 70 per 100,000 live births.
- 3.2** By 2030, end preventable deaths of newborns and children under 5 years of age, with all countries aiming to reduce neonatal mortality to at least as low as 12 per 1,000 live births and under-5 mortality to at least as low as 25 per 1,000 live births.
- 3.3** By 2030, end the epidemics of AIDS, tuberculosis, malaria and neglected tropical diseases and combat hepatitis, water-borne diseases and other communicable diseases.
- 3.4** By 2030, reduce by one third premature mortality from non-communicable diseases through prevention and treatment and promote mental health and well-being.
- 3.5** Fortalecer la prevención y el tratamiento del abuso de sustancias adictivas, incluido el uso indebido de estupefacientes y el consumo nocivo de alcohol.
- 3.6** By 2020, halve the number of global deaths and injuries from road traffic accidents.
- 3.7** By 2030, ensure universal access to sexual and reproductive healthcare services, including for family planning, information and education, and the integration of reproductive health into national strategies and programmes.
- 3.8** Achieve universal health coverage, including financial risk protection, access to quality essential healthcare services and access to safe, effective, quality and affordable essential medicines and vaccines for all.
- 3.a** Strengthen the implementation of the World Health Organization Framework Convention on Tobacco Control in all countries, as appropriate.



- 3.c** Substantially increase health financing and the recruitment, development, training and retention of the health workforce in developing countries, especially in least developed countries and small island developing States.
- 3.d** Strengthen the capacity of all countries, in particular developing countries, for early warning, risk reduction and management of national and global health risks

Buenos Aires seeks to become a city that promotes **comprehensive well-being**. This involves the implementation of a systemic action plan, to ensure that all residents have access to an efficient health network that seeks to protect them by offering progressive care services, providing safe infrastructure and advanced technology. A system that not only cares for the physical and emotional integrity of people but also promotes the enjoyment of public space, cultural activities, recreation, and sports.

Decentralization of the Healthcare System

Health is not a privilege, but a **universal right** that shapes our quality of life. Therefore, a decentralization plan was implemented, bringing the healthcare system closer to all inhabitants of Buenos Aires City. As a result, residents of the City can be sure that they will be cared for, and that the hospitals have the necessary supplies.

The city has **47 Health and Community Centers (CESACs, for its acronym in Spanish)** for primary care, ensuring that everyone has a CESAC within 15 minutes of their home. At the same time, in order to guarantee efficient

care at all levels of complexity, **128 infrastructure works** were carried out in **hospitals and CESACs**.

One of the main pillars of the healthcare plan is the consolidation of primary care, aimed at bringing the healthcare system closer to residents. Consequently, **we renovated 12 CESACs, created 4 additional ones, and increased the number of core health teams, reaching more than 200 groups, each with 700 beneficiary families.**

Digital transformation is another major priority. All primary care centers, the two Outpatient Medical Specialty Reference Centers, (CEMARs, for its acronym in Spanish), and the General Hospitals for severe cases have electronic medical records (HCE, for its acronym in Spanish), offering users a better experience when accessing the public healthcare system.



In the context of the COVID-19 pandemic, we strengthened the hospitals' Febrile Emergency Units (UFU, by its acronym in Spanish). We also achieved record enrollment in the city's healthcare system as part of the vaccination program. In terms of equipment, we increased the number of Intensive Care Unit beds by adding 450 units.



COVID-19 Health Emergency

To deal with the COVID-19 crisis, the Buenos Aires City implemented a comprehensive health management plan. This strategy included a **prevention stage**, in order to avoid major complications, using shelters and out-of-hospital facilities where over 75,000 patients were accommodated.

A screening stage was implemented in order to **detect** suspected cases of COVID at an early stage. As a result, 10,741,775 tests were administered.

In addition, the “**Comprehensive Vaccination Plan against COVID-19**” was launched, which is part of a broader policy involving participation and coordination with other municipalities, the Government of the Province of Buenos Aires and the National Government. Thus, we managed to work in coordination with all sectors to define a cooperative action plan to enhance the healthcare system.

Finally, in terms of information transparency, the **COVID-19 Data platform** was created to provide daily updates on the epidemiological situation, health and territorial management, mobility and public space measures implemented, testing, and vaccination.

HEALTH MANAGEMENT DURING THE COVID-19 CRISIS IN NUMBERS



Total number of vaccine recipients in the City (up to 3/20/23)

- **Dose 1: 2,957,534**
- **Dose 2: 2,899,873**
- **Booster dose: 4,456,796**
- **Total doses applied: 10,314,203**
- **Total doses received: 9,931,622**

Maternal and Child Health

Maternal and child health covers appropriate prenatal and perinatal care, ensuring a healthy pregnancy and safe delivery as well as a smooth postpartum period.

For that purpose, the **maternal and child healthcare network** was created. This network is made up of Level 1 Healthcare Centers and Medical Specialty Reference Centers. In addition, it includes the 12 maternity units of the following Hospitals: Álvarez, Argerich, Durand, Fernández, Penna, Piñero, Pirovano, Ramos Mejía, Rivadavia, Santojanni, Vélez Sarsfield and Maternidad Ramón Sardá.

Therefore, pregnant persons, newborns and children receive support for comprehensive healthcare, safeguarding their rights. Within this background, strategies are developed to facilitate access to healthcare services in an integrated and articulated manner and to promote lines of care and healthy behaviors that contribute to disease prevention, early diagnosis, and timely treatment.



As part of this commitment, since 2016, lines of action have been implemented, such as the strategy to facilitate medical appointments for pregnant women in all maternity units and CESACs, improve access, early screening, and continuity of medical check-ups for women who are or think they are pregnant. This process of improving healthcare includes an “Active Search” of pregnant women who miss a scheduled check-up, to ensure that it is carried out. This became possible thanks to the digitization of the registration system.

Based on these actions, interdisciplinary care and follow-up of **at-risk newborns** were intensified. We also ensured that newborns and children receive check-ups to assess their development, nutritional status, and vaccinations. We also provided family counseling and evaluated their habits and education, thereby fulfilling our commitment to offering **7 pediatric consultations in the first year of life**.

This process is mandatory, according to Law 1808 of the Buenos Aires City Government, and must be performed routinely between 48 and 72 hours following the birth of the baby.

As a result of this and other initiatives, the **lowest infant mortality rates in the history of the City** were achieved

The lowest infant mortality rates in the history of the City were achieved.



MAJOR INITIATIVES

- **Breastfeeding**

To dignify and promote breastfeeding by facilitating spaces for this purpose. 35 breastfeeding centers were created in 34 public hospitals in Buenos Aires City and in 1 mental healthcare center. Restoration and refurbishment of lactation facilities including general civil works, such as partition walls, demolition, and woodwork were carried out.

- **First Months Network**

To detect and prevent, on the basis of systematic and periodic controls, both during pregnancy and the first year of life of each child in Buenos Aires City, cases of reducible infant mortality. To motivate and raise awareness among women in vulnerable situations so as to ensure systematic medical check-ups.

- **Neonatology Network**

Perinatal regionalization has been implemented since 2016 to ensure appropriate referral according to the level of complexity of each case. This involves the interrelation of all neonatology and obstetrics services to ensure treatment is provided. More complex cases are treated at the following hospitals: Hospital General de Agudos C. Argerich, Hospital General de Agudos Dr. Juan A. Fernández, Hospital General de Agudos Carlos G. Durand, Hospital Santojanni, Hospital General de Agudos J.M Penna and Hospital Materno Infantil Ramón Sardá.

Prevention of Chronic Non-communicable Diseases

According to the World Health Organization (WHO) health is a state of complete physical, mental, and social well-being. In this regard, well-being implies not only having world-class healthcare services but also promoting healthy habits, sports and recreational activities that nurture a healthy body, and a fit mind that can adapt and develop appropriately with its environment.

Consequently, Buenos Aires City focuses on treating **chronic non-communicable diseases (NCDs)**. These diseases are typically long-lasting and have a slow evolution. These include diabetes, cardiovascular disease, cancer, chronic respiratory disease and renal disease.

It is estimated that if the main risk factors for NCDs (smoking, poor diet, lack of physical activity and excessive alcohol consumption) were eliminated,



80% of heart disease, stroke and type 2 diabetes could be avoided, as well as 40% of cancers.

In order to raise awareness about the risk factors and complications associated with chronic diseases and to motivate the modification of unhealthy habits and achieve a better quality of life, the “**Plan to address chronic non-communicable diseases**” was drawn up. Through this program, prevention habits are promoted and support is provided, in order to improve people’s quality of life.



CITIES CHANGING DIABETES

As part of the “**Cities Changing Diabetes**” initiative, promoted by the global company **Novo Nordisk** together with the **University College of London and the Steno Diabetes Center in Copenhagen**, Buenos Aires City signed a letter of intent to cooperate in the joint implementation of different activities to promote health in the City, raising awareness about diabetes and implementing sustainable policies on access to health, especially focused on the population with diabetes.

The program focuses on **public-private partnerships** to respond to the dramatic increase in urban diabetes worldwide; addressing the social and cultural factors that can increase vulnerability to type 2 diabetes in urban settings; sharing solutions; and driving concrete actions against diabetes in cities around the world.



In addition to this, given the reality of NCDs, Buenos Aires City has committed to consolidating 241 health teams and 137 health promoters, in order to improve accessibility to the healthcare system, focusing on vulnerable neighborhoods, where health promoters play a key role as the link between residents and the healthcare system.

In an effort to continue promoting comprehensive well-being and healthy habits in the city, the Healthy Stations have been operating since 2013 in different parts of the city. At present, we have more than 23 locations where residents can participate in different activities, such as healthy cooking or yoga, and have check-ups on height and weight and blood pressure, among others.



SDG 4

Ensure inclusive and equitable quality education and promote lifelong learning opportunities for all





SECONDARY SCHOOL
OF THE FUTURE:

100%
coverage of the
City's public schools

Comprehensive
**DIGITAL
EDUCATION
PLAN**
(PIED)



10,000
last-year high-school
STUDENTS
completed internships



15,000 young people
TRAINED
in **disruptive
technologies**



**GREEN
SCHOOLS:**
437
schools with official
recognition



PRIORITIZED TARGETS

- 4.1 Completion of primary and secondary education
- 4.2 Early childhood care and pre-school education
- 4.3 Technical, vocational, and tertiary education
- 4.4 Skills for employment
- 4.5 Elimination of gender disparities
- 4.6 Literacy and numeracy skills in adults
- 4.7 Education for sustainability
- 4.a Inclusive educational facilities



Quality Education

In September 2022, the **Transforming Education Summit** was held. It is a global forum convened by the United Nations where leaders and relevant stakeholders made a **strong call for action, ambition, solidarity, and solutions** to ensure the achievement of the education goals set out for 2030. After a period of great obstacles and uncertainty such as the worldwide COVID-19 pandemic, this instance reinforces the **world's commitment** to a common and necessary agenda for the development of future generations, an agenda in which **local governments have a responsibility role**. Considering education as a right and a tool for progress, we are proud to be the district in the country with the **highest number of school days per year and the highest percentage of full-day public schools**.

Taking on a great challenge, the **transformation of education** has been one of the pillars of our administration, with the purpose of generating the necessary conditions for girls and boys to grow and prosper in a **more**

inclusive and sustainable future. For this reason, we have made it a priority to promote pioneering initiatives that place **educational communities as central stakeholders** to act in the face of the main challenges posed by the global agenda.



Educating for a More Equitable and Inclusive Future

The transformation of the **world of work** is one of the issues that challenge traditional educational paradigms on a global scale. In line with the **“Education and Labor” component** that we have set as a priority in the **Government Plan of Buenos Aires City**, initiatives have been implemented so that City schools can become educational and training centers for children who can join the job market and take advantage of the opportunities of today’s and tomorrow’s world of work in a more equitable and inclusive way.

Among them, the **Secondary School of the Future** initiative proposes an increasingly inclusive school model that **adapts to technological innovations and new learning formats**. It seeks to train responsible and prepared people to make decisions, by promoting autonomous learning and encouraging the study and articulation among disciplines, with **creativity, research development, critical thinking, teamwork, and value-based training** as its main axes. After its initial implementation in 2018, the program has **achieved 100% coverage of the City’s public schools in 2023**.

Furthermore, understanding the opportunities offered by technologies, the **Comprehensive Digital Education Plan** (PIED, for its acronym in Spanish) aims at the pedagogical implementation of technologies at initial, primary and secondary education throughout public schools, with the purpose of offering the educational community a variety of devices that enrich the teaching and learning processes.

100% of kindergarten, primary, and secondary school teachers in the schools of the City have been trained in the development of strategies that integrate digital technologies and promote innovative pedagogical approaches.

Labor Insertion in a Changing World of Work

Since the entry into the labor market is a critical stage, we have promoted educational practices in labor environments to bring students in their last year of secondary school closer to the working world culture, and higher education to broaden their learning and training opportunities. In 2023, more than 10,000 last-year high school students were involved in different fields, both in private companies as well as in areas of the City Government, where they were able to deploy their skills and knowledge, getting closer to the world of work.

We believe that digital education should be included in educational curricula from the earliest levels, especially considering that new generations are digital natives. Therefore, with the purpose of enabling all children to develop their full potential, we have ensured that all students in the schools of the City receive digital education from the age of 5.



Since the digital and knowledge society demands new skills, **we have trained more than 15,000 young people in disruptive technologies** such as robotics, modeling, 3D printing and Arduino, through specific training activities for that end. Among some of the implemented initiatives, the **program Codo a Codo (Hand in Hand)** stands out, whose objective is to provide tools that facilitate labor insertion in the IT sector, both for youth and adults. Based on priority criteria, the program encourages **women's participation in order to contribute to the reduction of the digital divide and improve their employability in the sector.**

Educational Communities as Agents of Change

The priorities of the global agenda require active citizens that are more involved than ever in local politics. Therefore, through various projects, we promote critical thinking and the transfer of knowledge and tools based on the structural role of educational communities in society.

The program **Ciudadanía Global (Global Citizens)** is one of these initiatives created to encourage teachers and students to become producers of knowledge and play a key role in collaborative and transformative learning processes, as well as to reflect on the construction of a more just, equitable and sustainable future. This promotes both the articulation of the SDGs in specific educational practices and the skills needed to address the social complexity of the XXI century, and by doing so it creates an environment to foster a critical, participatory, and empowered citizenship.

Along the same lines, following up on the commitment set forth in the **City's Climate Action Plan 2050**, the **Green Schools** project is a concrete action to promote sustainable development through education and environmental management in both public and private schools. This initiative assumes that students are potential agents of change, capable of taking their learning on environmental care to their homes and putting it



into practice together with their families, thus contributing to generating a cultural change. In 2022, **437 schools received official recognition** for their outstanding annual work in environmental care.





Expo Empleo Barrial
Falabella
Postulate



SDG 5

Achieve gender equality
and empower all women
and girls

Comprehensive
Strategy for
**GENDER
EQUALITY**



**70 NEARBY
POINTS** 
for Gender Equality in the
15 communes
of the city

1 CIM
Comprehensive
Care Center
for Women
PER COMMUNE



-50%
FEMICIDES
than in 2019



+400
participants in the
**WOMEN
LEADERS** program



53
companies
participating in the
PARES
initiative



PRIORITIZED TARGETS

- 5.2** Eliminate all forms of violence
- 5.4** Recognize and value unpaid care and domestic work
- 5.5** Ensure participation and equal opportunities
- 5.6** Universal access to sexual and reproductive health and reproductive rights



Create an Equal, Plural and Diverse City

Recognizing Buenos Aires as an open, plural, and diverse city implies that working towards equality between men, women, and gender-diverse people, is the cornerstone to creating an egalitarian city.

In 2018, the **General Secretariat and International Relations** launched the **Comprehensive Strategy for Gender Equality** anchored in a conceptual framework based on the principle of autonomy which is understood as *“the capacity of people to take free and informed decisions about their lives, enabling them to be and act in accordance with their own aspirations and desires in the historical context that makes them possible”*. Its goal was to provide the different areas of the City Government with a common language, which would contribute to the necessary synergy to address the reduction of gender gaps in a multi-dimensional and supplemental manner in Buenos Aires.

Subsequently, by creating the **Unit for Gender Equality and Institutional Affairs** we sought to promote gender mainstreaming in public policies and Government projects, thus leveraging the possibility to offer more rights and opportunities to all women in the City. This was a key milestone that



strongly reaffirms that creating equality is a priority for the administration of the Government of Buenos Aires City.

As stated by ECLAC in recent reports, to achieve gender equality it is necessary to **break the statistical silence**. Information is an essential input to give visibility to multidimensional gaps and subsequently create public policies. Based on this premise, we developed the [Gender Indicators System \(SIGBA in Spanish\)](#) and the [Care Indicators System \(SICCBA in Spanish\)](#) which have the following objectives:

- 1) Group economic, political, sociodemographic and management information to make the difference between men and women visible and promote the design of public policies based on statistical evidence.

- 2) Provide detailed information on the social organization of care and the identification of the supply and demand of care services, and the way in which households and individuals need care.

The information obtained from following up on these indicators has fed different policies that currently are part of our portfolio of projects. In order to facilitate access to these initiatives, we have developed [the Gender Equality Website](#) with online information on all public policies, programs and projects developed in the City to promote gender equality. These initiatives address cross-cutting topics, such as health, employability, and social protection, among others, in a comprehensive manner.

With the aim of promoting access to information, we launched **70 Nearby Stations for Gender Equality throughout the 15 communes**. These stations are intended to provide citizens with information about the actions, policies, and programs with a gender perspective that we are implementing, as well as about the existing devices to address, prevent and eradicate gender violence. These Stations operate in Social Service Centers, Health and Community Centers, and Labor and Entrepreneurship Development Centers.

Physical Autonomy: End Gender Violence and Ensure Access to Sexual and Reproductive Health

With a focus on taking effective and urgent actions, we have implemented different initiatives to assist and support all individuals suffering from gender violence. We have established a **Comprehensive Center for Women in each commune**, where we offer information and counsel on rights and the necessary tools to face situations of violence. In 2022, **we assisted 6,069 women**.

Among the broadly disseminated tools, in addition to the assistance

programs for the prevention and elimination of gender violence, **Line 144** is available to offer guidance, advice, and information over the phone **24x7x365**. In 2021 alone, a total of **53,200 calls** were answered, **and in 2022, the number was 48,591**. In addition, we monitored more than 13,000 panic buttons. Considering these efforts, **femicides were reduced by 50%**, if compared to 2019.



In order to have centralized information on protection measures provided in different jurisdictions, we have the **Single Case System for Victims of Family and Gender Violence**. And in order to collect, systematize information, and guide care and prevention public policies, we have a **Gender Violence Map**.

ASSISTANCE PROGRAMS FOR THE PREVENTION AND ELIMINATION OF GENDER-BASED VIOLENCE:



- **Assistance for Child and Adolescent Abuse** for girls, boys and adolescents up to 18 years of age in situations of physical, mental, or sexual violence and/or witnesses of violence and their families.
- **Assistance for Women Victims of Crimes against Sexual Integrity** aimed at victims of rape, abuse and/or street harassment, recent or long-standing.
- **Assistance to Men who have Exerted Violence against Women** through psycho-social-educational and awareness workshops.
- **Dating without Violence** program for adolescents between the ages of 14 and 21 who are victims of domestic and/or sexual violence in their relationships.

Sexual and reproductive health, understood as another relevant dimension to physical autonomy, is an essential aspect of people's general well-being. Through the Ministry of Health, we have implemented the **Sexual and Reproductive Health Program**, to facilitate free and open access to sexual and reproductive health care to the population, provide information and professional advice for the choice and provision of appropriate contraceptive methods for men and women, and advise and assist on Legal Interruption of Pregnancy and Voluntary Interruption of Pregnancy.

Autonomy in Decision-making: Leadership and Participation in Public Life

Through international instruments such as the Beijing Declaration and Platform for Action, the international community has adopted the target of achieving political participation and a balanced distribution of power between men and women in decision-making. Local governments do not escape from the challenge of reducing the gender gap. For example, according to UN Women, data from 136 countries shows that women constitute nearly 3 million (34%) of elected members in local deliberative bodies.

In December 2002, the Ministry of Government and the Secretariat for Gender Equality of the Government of Buenos Aires City together with UNDP, UN WOMEN and International IDEA, presented the results of the first Political Parity Index (IPP, for its acronym in Spanish) of the ATENEA initiative carried out in Buenos Aires City. The **ATENEA Index** seeks to **measure the level of political participation of women in different areas of the City, and the IPP is one of its core components**. The IPP is a tool designed to have access to systematized and comparable information on the presence of women in participation and political representation forums and to incorporate a multidimensional analysis of effective access to such forums.

Among the results, the City obtained 58 points over 100 in the dimension “Executive Branch and Public Administration”, which measures the presence of women in these areas and the existence of minimum conditions for the exercise of the position. In the executive arena, women in the City face a glass ceiling that imposes limitations for holding senior positions, especially those with greater prestige or power. Acknowledging this issue and assuming the responsibility of making decisions to change this reality

through management, initiatives such as **Women Leaders** were developed. The different actions implemented in relation to this matter mirror the commitment to lay the foundations for a more equitable society





WOMEN LEADERS

Through this program we support the **development of women in middle management positions** at the Buenos Aires City Government, providing tools for their growth within the organization and promoting the generation of **bonds** aimed at creating a **network** of women leaders.

One of the fundamental pillars is mentoring, where participants are designated a **mentor**, who is a leader in the Government holding an Undersecretariat or higher position and based on his/her professional experience, accompanies the professional development of women.

Since it was launched in 2018, it has already had **more than 400 participants**. **More than 40 former participants have been promoted after participating in the program.**

Economic Autonomy: Economic Empowerment

Promoting the economic autonomy of women is one of the underlying objectives of our Strategy for Gender Equality. The articulation of women in the local employment market indicates a sustained disadvantage for women and greater difficulties to enter the formal employment sector, a situation which was intensified by the effects of the COVID-19 pandemic. Therefore, the **Women's Labor Advisory Office**, provides employment guidance, training and legal assistance services for women who are part of the economically active population in Buenos Aires City.

Considering that solutions must have a multi-sectorial approach, through **PARES**, a **public-private Initiative for gender equality in the labor market of Buenos Aires City**, we work together with a variety of **public and private**

entities to eliminate persistent inequalities in income between men and women and incorporate more women into the labor market under equal conditions, giving women a leading role in the economic development of the City. In this manner, the 53 private entities associated with the initiative are committed to participating in the different meetings intended to address the reduction of gender gaps.

Among the actions aimed at empowering for equality, we developed a **Financial Education Platform** which seeks to promote **financial inclusion** to address the existing inequalities, generating **an inclusion and training environment for women and the LGBTQ+ population** to acquire greater knowledge to manage their resources and ventures efficiently and be able to generate economic autonomy.

Along the same lines, the program **Public Procurement with a Gender Approach: Sello Empresa Mujer (Women Business Seal)**, proposes the identification of women and company vendors who implement gender equality policies or women-led companies.



Finally, understanding that the time dedicated to care tasks is one of the main limitations for women's economic autonomy, we have launched the [Care Map](#) with georeferenced information of all the care centers offered by the City and have implemented [a shared care leave of absence regime for Government employees](#), which maintains the leave for pregnant persons and allows the transfer of the last 30 days to the other parent, 120-days of unpaid leave, and provides a 15-calendar day leave to the non-pregnant parent. In addition, the regime applies to diverse families and includes a scheme for cases of adoption.






SDG 6

Ensure access to water
its sustainable
management and
sanitation for all

97.8%

of the population has
PUBLIC WATER SUPPLY



119,705 m²

of public space
recovered in
CAMINO DE SIRGA



INFRASTRUCTURE WORKS FOR
GUARANTEED ACCESS TO

basic services

in Barrio Mugica, Barrio 20,
Barrio 1-11-14, Camino de Sirga,
Carrillo, Lamadrid, Playón de Chacarita
and Rodrigo Bueno



PRIORITIZED TARGETS

- 6.1 Access to drinking water
- 6.2 Access to sanitation and hygiene services



Access to water and sanitation is a human right, and ensuring access to water and sustainable water management is essential to reach sustainable and inclusive development. Poor water quality and inadequate sanitation impact both food safety and livelihoods and access to basic services, such as education and health. According to the United Nations, about 2.4 billion people have no access to basic sanitation services, and water scarcity affects more than 40% of the world's population.

In Buenos Aires, **97.8% of the population has public water supply** in their households, while **96.2 % has access to wastewater collection systems**.

We are committed to ensuring access to basic services to all our residents. In this regard, one of the main objectives of the social and urban integration processes is the construction of infrastructure aimed at providing low-income neighborhoods with the same services as those enjoyed by the rest of the City. For almost 16 years, these processes have been implemented at the **Barrio Mugica, Barrio 20, Barrio 1-11-14, Camino de Sirga, Carrillo, Lamadrid, Playón de Chacarita and Rodrigo Bueno neighborhoods**.

Housing integration entails building new dwellings, improving the conditions of existing ones, and promoting the connection to grid services. In this respect, access to drinking water and sewage systems is crucial for all residents to have adequate, safe and sustainable housing, thus enabling their full development. In **Barrio Fraga**, for instance, the integration project considers the construction of 671 new dwellings and the improvement of

the existing ones, the extension of the rainwater and sewage systems, and land grading to facilitate the works carried out in housing that **benefits 2,764 individuals**.

Likewise, in Barrio Mugica, rainwater and sewage systems, water supply, power lines, paving and street lighting works are underway. Currently, 89% of the households in Barrio Mugica have access to sewage systems and 98.2% of its residents have access to power supply, although informally.

In addition, ensuring access to services –such as drinking water and sanitation– also implies **regularizing informal connections**. This not only allows having actual data on access but also implies including the safety and sanitation dimensions which are necessary for all City residents to have the same quality of services. For example, in Barrio Rodrigo Bueno, 88% of the households have access to the public water supply service; however, connections are informal. In turn, only 57% have cesspits and 38% of sewers drain into the Río de la Plata River (IVC; 2019). The social and urban integration processes ensure hygiene standards to prevent health hazards and avoid environmental impacts resulting from informal connections.



RECOVERY OF CAMINO DE SIRGA



Camino de Sirga is located in Barracas, a City neighborhood that lies along the Riachuelo, featuring 5.2 linear kilometers and an area of 179,690 square meters.

In 2010 a project started up aimed at recovering the area and relocating 1,837 families living in squatter settlements, something which posed serious hazards to their health due to high-risk environmental conditions.

The recovery of the area consisted of cleaning up and landscaping the Riachuelo riverside, which, in April 2018, became a safe public area featuring 9,675 square meters for residents to enjoy. It implied cleaning and preparing the land, the construction of a two-way street with bike lanes and landscaping with green areas and pedestrian priority use.

Additionally, the general security conditions of the area were improved by installing street furniture and street LED lighting.

Up to now, 119,705 m2 of public areas have been recovered, 35% of which are green areas.




SDG 7

Ensure access to
affordable, reliable,
sustainable and modern
energy for all



PRIORITIZED TARGETS

- 7.1 Access to energy services
- 7.2 Renewable energy
- 7.3 Energy efficiency



100% LED
street lighting

1,800
solar panels on
public buildings
and spaces



3,600
solar panels in
LOW-INCOME
NEIGHBORHOODS



1M
LED
lamps delivered

Globally, the energy sector accounts for 60% of greenhouse gas emissions (UN, 2022) and, according to our Greenhouse Gas Inventory 2020, it accounts for 56% in Buenos Aires City, and is the one that produces the most emissions.

To meet our climate goals and ensure access to basic services, we aim for a sustainable, affordable and efficient energy infrastructure that reduces costs and GHG emissions. For this reason, the City is developing energy management programs and policies.

Energy Access and Efficiency

In 2019, we became the first city in Latin America with **100% LED street lighting**. In addition, during these years, **more than 1,800 solar panels (with an installed power of almost 500KW)** were installed in public buildings and spaces, **700 solar collectors**, and **3,600 panels (1,170KW)** were installed in the housing developments of vulnerable neighborhoods, and we delivered **more than 1 million LED lamps** throughout the City

Residential buildings account for 30% of emissions in the energy sector. Therefore, the Climate Action Plan (CAP) proposes to **retrofit 80%** of this type of buildings by 2050 to improve their performance through the rational and efficient use of energy. Also, new buildings should meet standards that increase energy efficiency and achieve self-sustainability

Because 16% comes from commercial and public buildings, in 2022, we optimized the lighting of more than **400 public buildings** with the purpose of improving and expanding the monitoring system to measure in real-time the consumption of all their buildings.



TEATRO COLÓN 100% LED

During the C40 World Summit of Mayors in Buenos Aires City, the iconic Colon Opera House became 100% LED.

We replaced **7,136 lamps** throughout the building, thanks to which the Opera House will generate an **annual saving of 1,977,570 kWh**, **avoiding the emission of 763.5 tCO2 into the atmosphere**.

This milestone is part of the **Lighting Replacement Program in Public Buildings** that we have been carrying out since 2017. Through it, we seek to optimize light consumption in government buildings so that, by setting an example, we can raise society's awareness and understanding of measures that promote energy efficiency.

Renewable Energy for Vulnerable Communities

To date, we have built and delivered around **200 buildings** that incorporate renewable energies, with more than **2,000 new homes**. These homes are located in housing developments in three vulnerable neighborhoods: Barrio Mugica, Rodrigo Bueno and Playón Chacarita.

The installed capacity is **1,200 KW** of photovoltaic power generation (**3,600 panels**) and nearly **2,000 m2** of solar collectors (**860 collectors, 300,000 liters of storage capacity**), to provide homes with domestic hot water (DHW). This will mitigate almost **900 tons of CO2 emissions per year** and will supply around **30%** of the energy needs of the residents of these neighborhoods.

In addition, we carried out a process of **energy empowerment** with the residents of vulnerable neighborhoods, promoting awareness on energy saving, safety and efficiency issues, and training in the proper use and self-maintenance of their renewable energy installations and in the basics of home electrical installations (especially targeting women in these communities).





SDG 8

Promote sustained, inclusive and sustainable economic growth, employment and decent work for all





**+8,000
jobs**

in the field of creative
and cultural industries

**22,000
DIGITAL
NOMADS**



900 COMPANIES with
35,200 EMPLOYEES

established, occupying **550,000**

square meters and investing

USD 403.1 million in the City



**ACADEMIA
BA EMPRENDE**
(BA Entrepreneur Academy)



+ 44,000

citizens have completed
training in entrepreneurship

7,05 M

domestic and international
tourists in

Buenos Aires
City



PRIORITIZED TARGETS

- 8.2** Raise economic productivity levels
- 8.3** Promote policies for productive activities
- 8.4** Promote full and productive employment
- 8.6** Promote youth employment
- 8.9** Promote sustainable tourism



According to data from the International Labor Organization (ILO), it is estimated that **more than 600 million new jobs will have to be created by 2030**, just to keep pace with the growth of the world's working-age population, representing around 40 million jobs per year.

In turn, significant decent work deficits persist around the world. The impact of the COVID-19 pandemic on the world's economies has not only slowed productivity growth, but the gains of that growth are being less equitably distributed.

Given the challenging scenario to meet SDG 8, we chose to promote actions that generate **economic growth and greater well-being of citizens**. The Buenos Aires City Government is, thus, working on different lines of action that take on the challenge of **encouraging entrepreneurship and innovation, fostering youth employment, and promoting sustainable tourism with a positive impact on local economic development**.

Entrepreneurship and Innovation

SMEs are the productive heart of the City and they are also an example of resilience: thousands of SMEs adapted themselves or even started their businesses during the pandemic.



The strength, talent and drive of our entrepreneurs make Buenos Aires one of the largest entrepreneurial ecosystems in the world.

The City Government Entrepreneurs Department offers several training, development and promotion programs that support entrepreneurs during their career path. One of the most popular programs is **Academia BA Emprende**, a free training program for the development of skills and tools to promote inclusive entrepreneurship.

It offers the option of both synchronous courses, with online and classroom courses, and asynchronous courses through its e-learning platform. From the beginning of the pandemic to May 2023, more than **100,000 people** have enrolled in the program **and more than 44,000 have completed their training**, incorporating the knowledge learned in their projects.

On the other hand, the **IncuBate** program encourages the strengthening and consolidation of innovative ventures. This is an initiative that, in its 2022 edition and for 4 months, stands out for offering important benefits such as personalized support through consulting with experts, mentoring, networking activities and, in some cases, the possibility of accessing a physical workspace and much more. It is aimed at commercial, productive, social and technological projects with high impact in the City and that are no older than 4 years.

In turn, the purpose of the **Entrepreneur Pact** is to create bonds of trust where the parties involved exchange knowledge, good practices and lessons learned, generate new bonds in the entrepreneurial ecosystem and participate in a sustainable support network over time. It also encourages the development and strengthening of soft skills -like proactivity, empathy and cooperation- and tools to reinforce business models, acquiring knowledge related to digital transformation, management and finance, among other relevant aspects. Participants are invited to expand the horizon of opportunities for their projects through this program.





In addition, the **Economic Districts** policy was created to **economically revitalize specific areas of the City**. It combines the development of marginal areas of the City through public and private investment with the growth of companies in strategic sectors through different types of benefits. Certain characteristics of the districts are considered, such as infrastructure, public space, public-private partnership, an integrating model, tax incentives, and training agents.

Since the creation of the program, the following districts have been established: the **Technology District**, the **Design District**, the **Audiovisual and Arts District** and the **Wine District**. As a result of this policy, 900 companies with 35,200 employees have already been established, occupying 550,000 mts², and investing USD403.1 million.

The **BA Audiovisual** project was created to generate employment and promote audiovisual industries in Buenos Aires City. It consists of the implementation of the **first Cash Rebate program (BA Producción Audiovisual) in Argentina** to support audiovisual productions with international projection through the reimbursement of part of the investment.

PROMOTION OF STRATEGIC SECTORS: COMPREHENSIVE PLAN FOR INDEPENDENT CULTURE



Independent culture is the seedbed of great artists in the cultural and creative industries of the City. That is why we designed a comprehensive plan to promote it as a strategic sector in Buenos Aires City.

Three main pillars:

1. **Friendly control:** to generate the conditions to make culture in the City swift and simple for cultural centers.
2. **Promotion:** merging of the lines of financing into a single management program called **Impulso Cultural** (Cultural Boost) through which 7,900 projects were financed for a total of ARS900 million since 2018, additionally, a partnership was created with independent centers to give them greater visibility.
3. **Abasto Cultural District:** development plan co-created with independent cultural centers. It was acknowledged for guaranteeing cultural rights in times of crisis, and for the linkage between culture, sustainable development and support to society.

This boosts cultural and creative industries for the production and generation of **more than 8,000 jobs**. In turn, the program promotes private investment in the City for a total of USD40 million, thus benefiting more than 10 industries such as gastronomy, commerce, transport, hotel, professional services, telecommunications and culture. Initiatives such as this promote the development of talent in the City and encourage the improvement of cultural and creative industries, which have shown exponential growth in recent times, positioning themselves as clean and highly relevant industries.

Empowering Youth Skills for Employment

According to the ILO, the unemployment rate of young people is three times higher than that of adults over the age of 25. More than one in five young people are neither in employment nor in education or training.



2035 STRATEGIC ECONOMIC DEVELOPMENT PLAN (PEDECO IN SPANISH)



Its objective is to increase the **competitiveness and productivity** of Buenos Aires City with a vision that integrates **various** productive **sectors**.

The Plan analyzes and identifies opportunities for sustainable growth while incorporating a **gender perspective**. Among its main features are:

- **Internationalization of companies in the strategic sectors of the City**
- **Creation of Strategic Ecosystems**
- **Improvement of regulatory practices**
- **Optimization of inspections**

To address this reality, we implemented the **Youth Employment Plan**, to integrate **10,000 residents between 18 and 24 years old** in the labor market by 2023. Through this public policy, we encourage hiring this group that faces the greatest difficulties in accessing a job, providing more and better opportunities and generating the conditions to **reduce unemployment**.

Furthermore, to address the challenges posed by digital transformation in the world of work, we developed several initiatives to ensure inclusive access to **Digital Education**. Among them, is a **digital atelier** for the initial level; the **Sarmiento Plan** that equips schools and promotes educational quality at primary and secondary levels; digital spaces in primary and secondary schools; **Aprendé Programando** (Learn by Programming) for the secondary level; and finally, **Codo a codo** (Hand in hand) as a specialization and digital content course.

Likewise, the education system of Buenos Aires City combines the promotion of soft skills with a more inclusive school model that motivates and challenges students. Through these public policies, we hope to **provide current and future generations with skills** and improve labor market insertion in terms of **digital inclusion**.

A Model of Sustainable Tourism for Economic Recovery

The **revitalization of the Visitor Economy** is one of the management objectives set after the impact of the COVID-19 pandemic on the global economy. Given the new world context, in which events such as the **increase in remote working** have taken place, one segment, in particular, has experienced great growth at a global level.

This is the **“digital nomads”** segment. These are professionals from all over the world who work remotely and choose the destinations where they settle because of the quality and cost of living, cultural offerings, diversity, human capital, or ease of entrepreneurship. They have a positive impact on the local economy as they invest more than the average tourist given the lengthier stay in the destination economies. Therefore, in the City, **we have engaged in innovating the policies of the Visitor Economy and we have managed to attract 22,000 digital nomads** with a positive effect on the local economy

Another initiative of great value within the Tourism model planned by the City is **InnovaTur BA**, the **first tourism innovation program** promoted by a local government, **ground-breaking in Argentina and Latin America**. It promotes the transfer of knowledge from other sectors to the tourist industry and aims to contribute to the transformation and positioning of Buenos Aires City as a sustainable and smart tourist destination in the national and international market. It has managed to reach more than **1,500 agents** of the tourism value chain through different actions.



Buenos Aires City has taken a firm stance to make tourism sustainable and aligned with the commitments made in the **2050 Climate Action Plan**. We have, therefore, established **Environmental Management Guidelines** to guarantee the environmental, social and cultural quality of tour operators. Through this initiative, we have made recommendations to increase productivity and efficiently manage resources to safeguard the

environment. Along the same lines, we have **improved different areas of the City**, such as the **Sustainable Trails Network in the Ecological Reserve of Costanera Sur**, underscoring the protected natural areas and the possibility of positioning the City as a nature destination, incorporating, in turn, the protected areas of AMBA





SDG 9

Build resilient infrastructure, promote sustainable industrialization and foster innovation



URBAN INFRASTRUCTURE AND PUBLIC UTILITIES

with an impact on

+131,400 

people in low-income neighborhoods

MAJOR WORKS:

Paseo and Parque del Bajo,
a road corridor that impacts
the daily lives of

134,500
people 

BARRIER-FREE CITY:

25 new underpasses,
elimination of 20 level
crossing barriers
and the opening
of 14 new
streets.



TECHNOLOGY AND INNOVATION:

digital inclusion, simplification
of procedures, modernization
of the State and incorporation
of AI to make
people's lives
simpler



30
KILOMETERS
of waterworks 

PRIORITIZED TARGETS

- 9.1** Reliable, sustainable, resilient and high-quality infrastructures
- 9.2** Inclusive and sustainable industrialization
- 9.3** Access by small industries and other businesses
- 9.5** Scientific research and technological capacity



Infrastructure for Urban Transformation

Urban transformation is one of the pillars of our administration. We work to provide the City with **quality infrastructure and services** to improve mobility, promote social and urban integration, and foster the growth of less developed areas. Thus, we have fulfilled our commitment to bring the urban infrastructure and public utilities to **80,000 people in low-income neighborhoods**, expanding it then to **180,000 more residents**. Currently, more than **131,400** citizens have benefited from these services.

The actions conducted include the development and implementation of the **Social and Urban Integration Plan**, aimed at promoting the southern area of the City by redirecting public-institutional investment to less developed areas. The **relocation of the Ministry of Human Development and Habitat of the City** to Villa Lugano promotes the commercial activity of the area and its revaluation through the construction of new streets and sidewalks, streetlights, the drainage network, and the underground laying of the electric and fiber optic networks

Along the same lines, in 2018, Buenos Aires City hosted the Youth Olympic Games. To welcome the athletes, we built the **Olympic Village and Park** in the southern area of the City. Once the Games were over, we transformed the Olympic Village into a neighborhood with public space and a housing

complex granted to families through a **system of affordable loans**, boosting economic, social, urban and sports development in the south of the City. In addition, the neighborhood was designed as an environmentally sustainable place, with the incorporation of a **water efficiency system and the use of renewable energies** to minimize energy consumption.



Infrastructure for a Sustainable and Resilient City

In our Climate Action Plan, we are committed to making Buenos Aires a carbon-neutral, resilient and inclusive city by 2050. To achieve this goal, we believe that infrastructure interventions play a significant role.

We have, therefore, implemented major works such as the **Paseo y Parque del Bajo**, a **7.1-kilometer road corridor** that connects the Illia and Buenos Aires-La Plata highways. This project relieves heavy traffic in the downtown area and connects different areas of the City and the Metropolitan Area more efficiently.

The project benefits **91,000 private car users, 15,300 truck drivers** -who reduced their travel time from 40/60 minutes to 15 minutes- and **28,200 bus passengers**. It also contributes to **reducing noise pollution and carbon emissions harmful to the environment (cutting down 12,505 tons of CO₂)** and incorporates **16 hectares of public and green areas -Parque del Bajo-** for residents to enjoy the City through sports and recreational activities. The area was also redesigned and revamped by removing fences and widening sidewalks. New urban furniture was installed, and new bicycle lanes, exercise centers and playgrounds were created.

To achieve a **sustainable mobility model**, cities need to make efforts to **reduce the use of private vehicles, cut down travel time, and prioritize the use of public transportation, along with the promotion of healthy means such as walking and cycling**. (For further information on the Sustainable Mobility Plan, see SDG 11).



In order to support the path towards this model, we have set long-term objectives, such as making Buenos Aires a **Barrier-Free City**.

On the other hand, Buenos Aires City is located on a plain, which makes drainage difficult due to its low slope. In addition, the main water basins extend outside our geographical limits. There is also a progressive increase in rainfall frequency and intensity.

Thus, in the context of climate change, we have implemented an ambitious plan of infrastructure works, allowing us to **increase the City's adaptive capacity**, reducing the risk of possible waterlogging and flooding. With the **Hydraulic Plan**, we implemented structural and non-structural measures to reduce water risk.



A BARRIER-FREE CITY

This is one of the objectives we are pursuing to become a resilient, sustainable and human-scale city, gradually eliminating level crossings throughout the City. The benefits of this policy range from **avoiding accidents** at level crossings to **improving traffic and mobility**.

In line with this objective, we built **25 new underpasses**: we made 5 new underpasses and released the level crossings of the Mitre and San Martín Viaducts. The latter involves the **elimination of 20 level crossings and the opening of 14 new streets**. Likewise, the underpasses provide for the construction of crosswalks with stairs and ramps for **people with reduced mobility**.

In **2023**, we achieved the **first highway with smart tolls** for private vehicles. The 28 toll booths on the Illia highway were replaced by a license plate reader gantry. **More than 80,000 users** who pass through each day will no longer have to stop on their way.

Among the most important structural measures, we have carried out **major infrastructure works**, reaching 30 kilometers of hydraulic works. Some of them aimed at channeling, elevating and draining the waters of the tributaries that cross the City, were the construction of two spillway tunnels in the Maldonado Stream, the expansion of the Caaguazú and Escalada branches' drainage network, the construction of secondary branches in the Maldonado Stream, the Boca-Barracas pumping station and the Holmberg and Tronador branches.

In terms of non-structural measures, programs and actions that seek to **generate a better understanding of the risks for the residents**, note the **Storm Warning System** (SAT, for its acronym in Spanish), which detects atmospheric phenomena that anticipates the most affected areas and improves the operational response to emergencies. The geo-referenced



information generated by the SAT has a metropolitan scope, **safeguarding 15 million people, allows for a 120-minute anticipation period and has a range of 240 kilometers.**

The SAT consists of 34 automatic stations, a radar located in the Province of Buenos Aires, measuring weather events, a satellite station, receiving satellite meteorological data, and a center for gathering and processing all the information. It also has the Single Coordination and Control Center (CUCC, for its acronym in Spanish) in charge of implementing the Emergency Management Master Plan and coordinating the Emergency Medical Service System (SAME, for its acronym in Spanish), Firefighters, Civil Defense Force, and the Police.



Technological Innovation

In the context of technological transformation, we want to make Buenos Aires a leading city in innovation, research and entrepreneurship. We have thus developed a **Science, Technology and Innovation Plan** whose main mission is to develop a policy based on the identification, organization and coordination of lines of action to promote economic, productive, social and cultural development.

Along the same lines, the **Innovation Park** is a new space for entrepreneurs, students, and researchers to establish. It facilitates networking, enhances their activities and generates synergies with public and private innovative institutions. Its mission is to be a strategic center of innovation that provides solutions for the main challenges of the future of the City and the world.

We are working to generate public policies so that the digital transformation in the City is inclusive and with equal opportunities. Therefore, we have implemented **BA WiFi: a connectivity network that provides residents with the possibility of accessing the Internet free of charge, 24/7 all year round.** In this sense, in addition to the **more than 1,200 antennas distributed in more than 1,000 sites in the City**, such as public buildings, parks, squares, subway and Metrobus stations, **new BA WiFi points** were installed in **20 vulnerable neighborhoods of Buenos Aires City**, and work continues to reach **42 neighborhoods** this year. Likewise, work continues to **increase the network capacity in schools in the City, from 500 MB to 1 GB**, which will significantly improve connectivity in classrooms and will allow a smoother browsing experience during school time.

To become a **Digital City**, we developed a transformation plan to continue **modernizing, streamlining and making more efficient** the way in which citizens and the private sector interact with the State. **Buenos Aires +** involves major transformations aimed at implementing technology to make people's lives easier:

- A new **self-sovereign digital identity system** anchored on blockchain technology, to simplify transactions and allow people to have all their ID, licenses and credentials on a single platform.
- A **system that enables interoperability between government agencies.**
- The **elimination of unnecessary procedures** and the **simplification, shortening and streamlining of those that are necessary** and essential. Our goal is to build a City in which **100% of the procedures that can be carried out virtually are digitized.** Already 500 procedures are in the process of simplification or elimination, and **87%** have already been digitized.

All these measures will be accompanied by strong digital training and the extension of **digital islands** in the central service offices, which will facilitate the procedures for people without access to a computer.



CARDIO IA (IA CARDIO)



With the aim of solving challenges through the use of technology, we promote **BA Exponencial** (Exponential BA), a program that promotes a safe space for experimentation projects, so that City Government teams can devise and implement innovative solutions through artificial intelligence and other disruptive technologies.

A success story developed at BA Exponencial is Cardio IA, from the Ministry of Health, which takes the Electronic Health Records of patients in the public health system and can extract certain cardiovascular risk factors, such as smoking, hypertension, heart attack and diabetes, and then use them in 10-year cardiovascular risk predictive equations.

In Buenos Aires City, we are working on the development of innovative tools such as the **Ciudad 3D platform**, which shows in three dimensions the buildable areas and maximum building heights in each neighborhood of Buenos Aires. The platform allows to accurately see the layout of each block and the building procedures in force throughout the city, and speeds up the application of the Urban Development Code, with clear information on building regulations, simplifying and reducing the time required for procedures and consultations. In 2022, the tool **won two international awards**: the **World Smart City Award** and the **Gartner Award for innovation in government**.



BOTI, THE CITY'S VIRTUAL ASSISTANT



It is the City's chatbot available 24/7 on WhatsApp, the most widely used messaging platform. Boti has been working for more than four years in civil service, always aiming at being closer to residents, simplifying procedures and reducing management times.

Since its launch in 2019, it **has accumulated more than 116 million conversations** so that City residents can make administrative procedures and access all the information they need, quickly and easily, from their cell phones. During the pandemic, the chatbot was one of the preferred consultation channels to access official information about COVID-19.

Boti continues to add content on a daily basis, aligned with the current situation of the City, to provide people living in or visiting Buenos Aires with all the information they need to carry out procedures, resolve paperwork, make appointments, request assistance, or learn about the cultural and tourist attractions available in the City.



SDG 10

Reduce inequality within and among countries



BA CONVIVE
+1,200 training courses
on the protection of rights
with the participation of
+55,000 people

**ANTI
DISCRIMINATION
LAW
5261**



**CASA
DEL ORGULLO**
40 monthly workshops and
advice to more than
6,000 people
per year.



Actions to
**make sexual
diversity
VISIBLE**
in public spaces



**50,000
people** enjoyed the
+80 temples and
the guided circuits



PRIORITIZED TARGETS

- 10.2** Social, economic and political inclusion
- 10.3** Anti-discrimination practices and policies

Leaving no one behind implies reducing inequalities so that all people have the same opportunities. Inequality deprives the exercise of rights and the capacity for long-term social and economic development. To reduce inequalities, public policies must be approached from a rights-based perspective.

Human Rights are a compilation of universal statements based on the need to respect, protect and guarantee the dignity of all persons, regardless of their physical, sexual, religious, social, cultural, political or economic status. They ensure our security, respect for our autonomy, freedom, the promotion of equality, justice and solidarity, and the elimination of all forms of discrimination or violence.

In this sense, we continue and reinforce our intention to work on a broad agenda of public policies aimed at promoting, protecting and preserving human rights in coordination with all areas of government, national and international organizations, and civil society, which are essential to support, complement and implement these policies.

Towards Zero Discrimination

One of the key challenges that Buenos Aires City seeks to overcome is discrimination in its various forms. By implementing specific and assertive actions that allow access to equal opportunities, we seek to promote respect for the diversity and dignity of each person.

In this sense, the **Anti-Discrimination Law 5261** guarantees and promotes the principle of equality and prevents discrimination through inclusive public policies. In addition, it incorporates sexual orientation, gender identity, elderly groups and people with disabilities.

As a result of the adoption of the law, the program **BA CONVIVE** (BA COEXISTS) was created: a scheme that encourages good coexistence by raising awareness and training on the protection of rights, especially of the most vulnerable groups. Since the beginning of the program, more than 1,200 training courses have been carried out, with the participation of more than 55,000 people.

On the other hand, with the Instituto Superior de la Carrera (Career Training Institute), the governing body that trains all the City Government employees, we developed the Introduction to Human Rights course for City Government officials “**What do we talk about when we talk about Human Rights?**”, to consider the history and development of human rights at the local and global level.



To address all possible environments of discrimination, the **WEB Observatory** program was implemented. The initiative brings together different institutions to work together in the analysis and maintenance of discrimination-free websites. In addition, in line with the anti-discrimination policy in the virtual world, the **BA Migrante** (BA Migrant) **Station** experience was created. Through a virtual reality module, a number of migrants' stories are displayed to encourage Buenos Aires society to become aware of the different realities and to improve integration processes.

Diversity and Free Expression of Gender Identity

Cultural change begins with concrete actions to raise awareness and promote the inclusion of all the diversities that live in the City. This requires policies that guarantee respect for the rights of the LGBTIQ+ population.

The Casa del Orgullo (House of Pride) is a place to highlight, promote and comply with the human rights of the group, created by the City Government and NGOs. It offers workshops that promote the exchange of knowledge, legal advice, psychological assistance, and support. As a result of this experience, 40 monthly workshops are given and more than 6,000 people are advised every year.

Another space of protection, created for the support and sociability of trans people is the Trans House. This space opened in 2017, the first of its kind in Argentina, as a place of support, sociability and protection of the rights of the trans population, providing services to the entire community, offering training in trades, health care, legal advice and recreational spaces. It currently assists an average of 3,000 people per year.

The City also carries out a number of actions to make sexual diversity visible in public spaces. Some of them are:

Alta en el Cielo (High in the Sky): raising of the LGBTIQ+ flag in Buenos Aires City landmarks.

Pride Week BA and LGBTIQ+ Pride Parade: during 7 days, different events and activities are held in the city to celebrate diversity. During this week, the pride demonstration is organized to raise awareness about the issue on a massive scale.

Mural painting against lesbophobia: the work “un beso entre dos chicas” (a kiss between two girls) is aimed at raising awareness about homophobia, violence and discrimination based on sexual orientation.

Inclusive restrooms: the purpose of changing the signage of restrooms in public buildings is to provide gender-neutral restrooms in the City’s public buildings.

Guidance and support work on Sexual Diversity issues: in particular cases of students of primary and secondary schools to principals, teachers, and counselors from the Ministry of Education of Buenos Aires City.

Training on Sexual Diversity to comprehensive sexual education (CSE) referent teams, counselors, teachers, principals, and students of primary and secondary schools of Buenos Aires City.

Communities and Cultural Pluralism

All city residents should have the opportunity to enjoy their culture and strengthen their identity. Likewise, generating visibility and disseminating the cultural diversity of the city is extremely important.

BA Celebra (BA Celebrates) was created for this purpose. It is an initiative designed to emphasize all the cultural elements of the 50 communities that coexist in Buenos Aires.

Among the resources for migrant populations is the **Hello, I’m a migrant!**



guide to learn about migrants’ rights; **information sessions** and training spaces such as the **Migrant Workshop** on residency procedures, ID cards, the right to vote in the City, access to programs offered by the City, and Spanish **language courses** for migrants.

In relation to the diversity of religions and worship, the **Interreligious Dialogue Event** was organized to promote and celebrate dialogue among religions, and to offer assistance and support services to the different faith communities. In addition, guided visits to places of worship in the City were offered, a project that emerged in 2009, where on the 1st and 3rd Friday of the month, residents can visit one or two places of worship in the City accompanied by advisers from the General Directorate of Worship.

In this sense, the **Festival BA del Encuentro** was organized in Costanera Sur. More than 100 faith communities participated, who showed their charisma and culture through different artistic numbers.



ACCESSIBILITY POLICIES, CITIES OF SOLIDARITY PROGRAM, EARLY SUPPORT UNITS, ETC.

To provide protection and facilitate access to rights for refugees and stateless persons, the City promotes accessibility and support programs, based on partnerships and internal coordination.

The purpose of these policies is to integrate refugees into the City, regardless of their nationality, by providing them with access to all the city's services. This is possible, in part, thanks to the exchange of experiences with other cities in the Americas in terms of immediate responses to humanitarian crises and training.

Civic Culture in the Field of Human Rights and Restorative Justice

To strengthen a society in which respect for human and citizen rights prevails, through dialogue, contact and debate, we create spaces for reflection to consolidate a civic culture.

Programs such as “**Mi voto, mi elección**” (“My vote, my election”) and “**Voz y Voto**” (“Voice and Vote”) seek to train young people in civic and electoral matters, encouraging free speech and learning about restorative justice.

Some initiatives, such as the workshop **Convivencia Urbana** (Urban Coexistence) or the **Conexiones** program (Connections Program), aim at providing tools and resources to restore social bonds, encouraging the reduction of conflicts by refocusing on different alternative solutions to the problems that arise.

THE NIGHT OF THE TEMPLES (LNDLT, FOR ITS ACRONYM IN SPANISH)



This event brings together thousands of residents of the City with religious wealth, historical, cultural, and gastronomic of more than 80 temples. This year it will carry out the 8th edition, thus becoming a massive event with its own brand within BA Nights.

LNLDT's mission, in each edition, is to increase the visibility of religious diversity and to be a faithful reflection of the coexistence that exists in our city. In these 8 years, it maintained the premise that all communities can show their culture, beliefs and traditions to promote inclusion and dialogue as effective tools against discrimination and the peaceful resolution of conflicts.

Year after year, the call from temples, religious communities and the participation of neighbors has increased. From the General Directorate of Worship, we try to guarantee the participation of all communities of faith.



SDG 11

Make cities and human settlements inclusive, safe, resilient and sustainable



SUSTAINABLE MOBILITY Plan

99.7%
of Buenos Aires City residents have a bus stop or station within 5 blocks of their homes

METROBÚS:
9 corridors, benefiting 2,275,000 passengers daily and extending 104.7 km



305 KM
of bicycle lanes,
320 EcoBici stations
and **335,000 users**



15-minute CITY



21,036 m2
of public or renovated space throughout the **48 neighborhoods of Buenos Aires and 10 new squares** in vulnerable neighborhoods



+ 14,000 CULTURAL EVENTS
per year



Art in Neighborhoods:
reached **21 neighborhoods** and **128,000 people** through different cultural proposals

PRIORITIZED TARGETS

- 11.1** Access to housing and utility services
- 11.2** Access to transportation systems
- 11.4** Cultural heritage
- 11.6** Environmental impact of cities
- 11.7** Green areas and public spaces



For the first time in history, more than half of the world's population lives in urban areas, and it is estimated that this will increase to two-thirds by 2050. Cities are an engine of development, contributing more than 80% of the global GDP and driving economies focused on services, knowledge, technology, and innovation (World Bank, 2022).

But with their rise come new challenges: cities account for more than 70% of the world's CO2 emissions and consume 78% of all energy. Not surprisingly, according to the OECD, 65% of the 169 SDG targets cannot be achieved without the proper involvement of local governments.

The purpose of SDG 11 is to address the main problems of cities and mainstream the rest of the global goals in pursuit of inclusive and sustainable urban planning with a direct impact on the quality of life of its population. The work of Buenos Aires City is structured in concrete commitments in four pillars: the social and urban integration of its low-income neighborhoods, the development of a sustainable transport system that reduces its environmental impact, the safeguarding and improvement of its cultural heritage and access to culture, building and expansion of public and green spaces.

Social and Urban Integration of Low-income Districts

More than a decade ago, we undertook one of the largest social and urban integration processes to improve the quality of life and expand the opportunities for progress in every corner of Buenos Aires.

Following a multidimensional perspective, as proposed by the 2030 Agenda, we addressed integration through different pillars: housing, socioeconomic, urban, and environmental integration. (For further details on the process of social and urban integration, see SDG 1).

In addition, one of the main pillars to achieve transformations is the participatory dimension that characterizes our integration processes. In other words, generating spaces that allow us to build consensus with and among residents and to develop participatory practices to create and analyze policies and proposals for the future of the neighborhoods.



PARTICIPATORY MANAGEMENT COUNCIL

In 2018, following the enactment of Law 6129, we created the Participatory Management Council: the agency that ensures citizen participation.

It is an advisory body that supports the management of the redevelopment project of Barrio Padre Carlos Mugica. It meets at least once a month in rotating venues within the neighborhood's border and its roles include monitoring and evaluating compliance with laws, issuing recommendations, requesting reports, and encouraging citizen participation.

Participatory management is based on respect for local identity and the understanding that participatory planning is vital in the processes that shape the reality we want to transform. Residents can then be part of the decisions that transform their neighborhoods and the design of new public spaces resulting in inclusive and sustainable urban development co-created by government entities and citizens.

Sustainable Mobility

In addition to being essential in reducing emissions to meet the City's climate goals, mobility plays a key role in people's development. How we travel and how we move translates directly into effective access to opportunities, whether they be employment or cultural, as well as to services such as education and health.

With our **Sustainable Mobility Plan**, we seek to reorganize traffic so that all transfers are fast and safe, also contributing to better environmental quality and acting for a city on a human scale.

4 pillars of the plan: public transportation, healthy mobility, traffic management and road safety, and intelligent mobility.



Public transportation is central to the Sustainable Mobility Plan. In fact, **99.7% of Buenos Aires City residents have a stop or station within 5 blocks from their homes.** One of its main components is the **Metrobus** -which today has **9 corridors, benefits 2,275,000 passengers and an extension of 104.7 km-**, a system of exclusive bus lanes that allows, quickly and with low investment levels, to obtain efficient and comfortable transportation networks. Exclusive lanes reduce travel times and provide predictability, safety and comfort, as well as reducing the acceleration and deceleration of buses, thus reducing their environmental impact.

In addition, data from April 2023 showed that **865,847 citizens used the subway network on average per working day.** In 2016, the City pledged

to reduce the average time between trains during rush hour to 3 minutes and to extend the BA WiFi network coverage to all stations in the network. The stations at Facultad de Derecho and the 3 new E line stations -Catalinas, Correo Central and Retiro- opened in 2018, the modernization of infrastructure and accessibility works, the 1,913 cameras, air conditioning in 74% of the network and the construction of the Lacarra workshop, make our subway a **faster, safer, more accessible and comfortable means of transport.**

Regarding frequency, there is a demand-adjusted program, where each line has a target. All stations are covered by the BA WiFi network and 4 of the 6 lines have a complete air-conditioned fleet (46% B Line and 29% E Line). Fundamental works are being carried out for service operation, such as the modernization of the signal system in the A Line and the total repowering in the C Line. The modernization of the D Line continues and stations on A, C, D, E lines and Premetro (light rail) stops are being upgraded. Finally, escalators and elevators are being renovated.

On the other hand, we intend to be a 15-minute city, on a human scale and made for people, where **healthy mobility** plays a central role. We have, therefore, built **6 pedestrian priority areas:** Tribunales, Retiro, Historic District, Once, Microcentro and Corrientes. In these areas, we seek to



promote pedestrian mobility by transforming streets, discouraging the use of cars and converting places previously used by vehicles into spaces for pedestrians and bicycles. This change in the urban profile of Buenos Aires not only has great environmental benefits but, together with the **network of protected bicycle lanes and bike paths**, improves the quality of life of the millions of people who use it every day.

We currently have **305 km of bicycle lanes, 320 EcoBici stations and 335,000 users**. The bicycle is a great ally in cities: it is a fast, non-polluting and noise-free means of transport with a positive effect on people's health, it does not require fuel and does not generate toxic emissions, thus contributing to the fight against climate change. In turn, it contributes effectively to solving most of the problems of traffic congestion in cities and takes up little space, facilitating faster and smoother traffic.



FIRST SHARED STREET: LIBERTADOR

Today, 10.2% of total mobility in the city is by bicycle. To continue encouraging this trend, we are transforming the appearance of Libertador Avenue, which will combine the recovery of space for pedestrians, the incorporation of one-way bike lanes on each side of the avenue, the creation of bus stop platforms, the integration of new trees on the route and the implementation of technology to improve vehicular circulation.

This **11-kilometer** intervention will improve mobility and will be the first metropolitan cycling corridor, linking Retiro with the district of Vicente López.



To continue promoting intermodal transport, all these transportation options are connected through **Transfer Centers** that, in turn, generate more comfortable and safer waiting spaces, promote a modal shift from private cars to more sustainable options, improve traffic flow and provide greater road safety with pedestrian support in between.

Access to Culture and Cultural Heritage

Buenos Aires is a culturally vibrant city with a diverse cultural heritage, a reflection of our historical and social fabric. Traditionally, the City has positioned itself as a cultural mecca not only because of our architectural and material capital but also because of the richness of the intangible heritage that is nourished by our cosmopolitan nature and the diversity of our residents.

Culture educates, teaches and conveys values, such as respect for difference and diversity, so the dissemination and sharing of the rich heritage of Buenos Aires is essential for coexistence, integration and enjoyment. That is why the Ministry of Culture organizes a calendar of more than **14,000 proposals per year**. The agenda has a wide variety of programs for all audiences.



CULTURAL PASS

It is a program to provide equal access to culture and generate greater demand for cultural industries by young people in the City.

The program has more than 13,600 beneficiaries and over 170 private venues.

To continue promoting cultural activities and to ensure access to culture for everyone, we expanded the offerings of **“Vivamos Cultura” (Let’s Live Culture)** through a free streaming system for the entire country.

The platform has an extensive calendar of free-of-charge activities for all ages. Our major cultural institutions such as the Teatro Colón, the San Martín Theater, the Recoleta Cultural Center and the Usina del Arte publish their activities, which allows us to bring quality and free online programming to anyone who wants to enjoy the cultural life of the City.

Along this line and to promote access to culture for all audiences, we created the **first cultural lighthouse in Barrio Mugica**, to set up a cultural center in the neighborhood, and **“Art in Neighborhoods”** which consists of a program of activities such as cultural visits, training workshops and trade schools. The purpose is to guarantee access to culture for all the residents in the neighborhoods. We reached **21 neighborhoods and 128,000** people through different cultural proposals.



In addition, considering culture as a key factor in building and promoting active citizenship, we promote the **Citizen Innovation Lab - Labix**, a space created to experiment, systematize, and accelerate innovative proposals from citizens. In the lab, multidisciplinary teams meet for 10 days to conduct collaborative productions.

On the other hand, to preserve, promote and protect our heritage, we carry out actions to rescue, research, document, preserve, renovate and enhance Buenos Aires cultural assets. A fundamental operating instrument for these tasks is the **Single Register of Cultural Assets**, integrating the historical-artistic heritage of the museums of the City. Also worth noting are the architectural tours of historical and cultural interest, such as the Casco Histórico (Historical Center) or Bares Notables (Prominent Bars).



To ensure the conservation of the archaeological heritage of the City, the **Archaeological Risk Map** and the prevention protocol to avoid the possible loss of cultural heritage was established within the urban code. Two interventions of great relevance for the recovery of the history of the City have been performed in the last two years within the archaeological heritage: The Cisterna Site and the pre-Hispanic site La Noria, a pre-Columbian site from the 12th century that addresses the debate on native peoples in the City.

The **Bares Notables** program was also strengthened, working with the 86 restaurants declared of heritage value to ensure their conservation, and conducting actions for dissemination, cultural programming and maintenance.

Furthermore, the Buenos Aires City **historical archive** was **modernized**, recovering and making accessible part of the City's documental archives.

Actions were also carried out to **promote the city's two UNESCO heritage sites: Tango and Filete**. The former is through festivals and milongas in a plan that ensures mass activities throughout the year. As part of the protection of the latter, the largest filete painting mural in the Abasto neighborhood and a 600-meter-long artistic intervention on a road stand out.

Environmental Quality and Public and Green Spaces

The quality of life of people in urban centers largely depends on environmental quality. According to WHO estimates, more than half of the world's urban population came into contact with air pollution levels at least 2.5 times higher than the safety standard.

Following the lines of our 2050 Climate Action Plan and achieving efficient measures, decision-making based on reliable, comparable and

representative information is essential. Buenos Aires has an **Air and Noise Monitoring Network** that allows us to control the environmental quality of the urban environment through permanent and continuous monitoring of pollution levels. The information collected by the 3 Network stations -located in Parque Centenario, La Boca and Córdoba Avenue- is provided to different agencies for the design of public policies, and can also be consulted online, which allows accountability to residents.

Towards a 15-minute city, on a human scale, made for people and with a strong focus on comprehensive well-being, public and green spaces are essential.



GREEN STREETS

Green streets are a paradigm shift of the street model we know: they involve transforming these spaces where cars circulate today into new green areas for people to enjoy.

These are streets that favor sustainable mobility and generate new public and green spaces that promote the increase of biodiversity and the generation of natural ecosystems. They favor better environmental quality, with new water retention and storage areas. They contribute thus to water absorption, roadway temperature decrease, and greenhouse gas reduction.

The green streets will add at least **22,573 m2 of new green spaces and more than 500 trees will be planted.**

In addition to their environmental benefits, such as heat and carbon dioxide levels reduction and increased water absorption, urban green areas are a place for residents to meet, enjoy and integrate, promoting a higher quality of life.




That is why, in 2016, we pledged to create **110 hectares of new public and green spaces and 12 new squares**, impacting 20 neighborhoods in the City. Especially, those with fewer green areas such as Once, with the Parque de la Estación and Manzana 66.

In recent years, we have expanded this commitment to continue making Buenos Aires a City with more quality public and green spaces, to continue improving the quality of life of its residents, and to mitigate the effects of climate change. By 2023, we will have **21,036 m2 of public or renovated public space in the 48 neighborhoods of Buenos Aires and 10 new squares in low-income neighborhoods.**



SDG 12

Ensure sustainable consumption and production patterns



Strategic Plan for INTEGRATED URBAN SOLID WASTE MANAGEMENT



**3,155 GREEN
CONTAINERS** and
**1,484 GREEN
BELL-SHAPED
BINS** throughout
the City



**41
GREEN
POINTS**



**CIRCULAR
ECONOMY
network**



PRIORITIZED TARGETS

- 12.5** Waste management
- 12.7** Sustainable public procurement



A better quality of life also means taking care of the environment. Production patterns in the world have advanced considerably and massively, generating irresponsible and environmentally degrading consumption patterns.

According to the UN, sustainable consumption and production is about doing more and better with less. This is why we are working towards making Buenos Aires a more sustainable and circular economy-oriented city, promoting a sustainable lifestyle and consumption.

INTEGRATED WASTE MANAGEMENT

In Buenos Aires, we have a strategic plan for Integrated Urban Solid Waste Management (GIRSU, for its acronym in Spanish) whose goal is to reduce carbon emissions. Therefore, we pursue: Prevention, by acting upon consumption habits; Minimization, by reducing the amount of waste generated in households and encouraging responsible waste treatment thereof; Treatment in order to reuse waste that can be recovered; and final disposal, which includes the confinement of solid waste in landfills.

Currently, **53% of the citizens of Buenos Aires City already separate their waste at source, and by 2023 the figure is expected to reach 80%**. In this regard, we have installed **3,155 green containers and 1,484 green bins**, to meet the goal of having one recycling container within 150 meters from every home.

In addition, we conducted door-to-door awareness campaigns called “**Ciudad Verde**” (“Green City”) with 150 environmental promoters and 150 awareness-raisers, who **distributed up to one million ecological garbage cans**.

In order to facilitate the recycling process, **41 Green Points** were installed in all the communes of the City. Consequently, residents are encouraged to separate garbage at home and bring recyclable waste to the Green Points, which are then taken to the Recycling Center’s Treatment Plant to make compost for parks and squares.

We also launched the program **BA Recycles**, which main objectives are to improve the **Green Centers**, so as to process a greater volume of recyclable waste, articulate sustainable policies with the private sector through working groups, create a network of volunteers to assist with the awareness campaign and create a Circular Economy Network, among others.

The **Circular Economy Network** is a space for articulated work between the different stakeholders of society. The participation of entities from different sectors -companies, NGOs, and universities- is of utmost

importance for each stakeholder to be aware of the management of resources and waste and to incorporate the principles of circular economy.

GREEN SEAL CERTIFICATION



The public-private partnership for waste management is of utmost importance. In this sense, the City has started to award the “Green Seal” certification to companies - a mechanism to encourage and reward successful practices regarding dry waste management in public and private offices, commercial premises and residential buildings.

To obtain it, companies must join the Circular Economy Network and follow the membership steps.

Once in the Network, the private company has access to employee training, guided visits to the City’s Recycling Center, and waste collection campaigns for specific materials.

155 Green Seals have already been awarded to organizations and companies.



We also implemented the program **A Todo Reciclaje (ATR)** (Full Swing Recycling) in the Barrio Mugica neighborhood seeking to generate cultural change and responsible habits that will also have an impact on society’s economy.

The plan consists of incorporating the collected recyclables into the market, thus generating an economic and social return. Incoming materials are registered, sorted, and separated and later they are compacted and transported by buyers. The recycling process creates new products such as cups, guitar picks, and toys, among others, which are later marketed. Currently, the program has 14 trained cooperatives and is a source of employment for over 300 people.

Finally, we set ourselves **the target of composting 80% of green waste by the year 2030 and 80% of organic waste treatment by the year 2050.** To this end, we have already installed **Community Composters** in 15 of the Green Points, and we have collected more than 100 thousand kilos of organic waste.

As regards the **waste treatment process**, an infrastructure that consists of three systems was developed. First, a **mixed collection system**, which handles waste in a differentiated manner, separating and sorting the material. Second, an **efficient collection system**, that enables the segregation of waste transfer based on the previous sorting. The waste is then taken to the CEAMSE landfill or to treatment centers, accordingly. And finally, a treatment system per se, consisting of the City's Recycling Center and 16 Green Centers.



REDUCTION OF SINGLE-USE PLASTIC AND WEEE



In 2019, the Ministry of Public Space and Urban Hygiene issued a resolution to progressively ban the **use of plastic straws**. According to estimates by the Environmental Protection Agency of the City, in 2018, only in shopping mall food courts of Buenos Aires, an estimated 2 million straws were monthly delivered, which is equivalent to 1.7 tons.

This ruling builds on resolution 341/16, of 2017, which establishes the ban on **single-use plastic bags** in hypermarkets, supermarkets and food and beverage self-service stores. Since then, the **delivery of more than 500 million bags per year has been prevented.**

Moreover, in relation to **Waste from Electrical and Electronic Equipment (WEEE)**, a specific handling procedure was designed according to Law No. 2,214. Considering that each inhabitant generates 7 kg of WEEE per year, residents are encouraged to approach the fixed or Mobile Green Points to achieve a safe recovery of the materials and reduce their impact on the environment.

One of the most important centers is in **Villa Soldati** neighborhood and has **five treatment plants**: for **PET bottles, organic waste, pruning and forestry waste, aggregates, and a Material Recycling Facility (MRF)**. An educational center is expected to be built there to raise awareness of recycling. Residents will be able to visit the recycling pathway, access a library and attend workshops for projects and recreation.

Finally, **CEAMSE's** sanitary landfills are treated with the latest technology available worldwide and all processes are ISO 9001:2008 and ISO 14001:2004 certified.

Sustainable Public Procurement (SPP)

The City Government is responsible for **generating a lower environmental impact when it comes to public procurement**. Making purchases in a smart way brings benefits such as improved water and energy efficiency, reduced GHG generation, less waste, and the protection of green spaces, among others.

In 2018, guidelines for SPP recommendations were shared, and a model checklist was created to facilitate the verification of sustainability information and criteria that were incorporated into Specific Bidding Terms and Conditions.

Later, we enacted **Law No. 6376 to promote social economy**, with the purpose of generating self-managed sustainable jobs and promoting access to new markets for the productive units of Buenos Aires City's social economy. In this way, the **State becomes a promoter of public procurement with greater social impact and gives weight to the social value of work**.

Within this framework, the **Valor Popular seal** was created in order to identify these suppliers and was included in the online transaction platform Buenos Aires Compras (BAC, for its acronym in Spanish). From 2021 to date, purchases were made for more than ARS\$350 million, accounting for a total of over 100 transactions, with an impact on more than 800 workers.





GUIDES OF RECOMMENDATIONS AND SEALS FOR THE SUSTAINABILITY OF PUBLIC PROCUREMENT

With the support of the pertinent technical areas, the General Directorate of Purchasing and Contracting has prepared a series of guidelines that have been conceived as management tools intended primarily to facilitate the concretion of **public procurement under sustainability criteria** by operators of the Procurement Operational Units of all the entities and jurisdictions of the Government of the City of Buenos Aires, but also for the use and benefit of the suppliers.

An example is the **“Guide for the Promotion of the Social and Popular Economy in the Public Procurement of Goods and Services”** which aims to facilitate state buyers to implement contracts with the productive units for the promotion of the social and popular economy. and the expansion of its marketing channels; promote the diversification of GCBA suppliers and broaden the visibility of the products and services offered by these production units.

In addition, a series of seals has been created as a distinction or recognition for certain categories of City suppliers linked to sustainable and/or inclusive production, such as the **“Popular Value Seal”** that was created in order to identify the Productive Units of the Popular and Social Economy and promote their participation in inclusive commercial circuits in the City.





SDG 13

Take urgent action to
combat climate change
and its impact



CLIMATE ACTION Plan 2050 (PAC)



135,623 neighbors reached by **ENVIRONMENTAL AWARENESS ACTIVITIES** and adoption of new sustainable habits

16 new squares, 2 new green spaces in Once, 6 new areas with pedestrian priority and 100 blocks

of new or renovated public and green space in the 48 neighborhoods of the City



GHG EMISSIONS inventory

New BUILDING CODE (CE)



1 MILLION LED lamps



PRIORITIZED TARGETS

- 13.1** Strengthen resilience and adaptive capacity to climate-related hazards and natural disasters in all countries.
- 13.2** Integrate climate change measures into national policies, strategies, and planning.
- 13.3** Improve education, awareness-raising and human and institutional capacity on climate change mitigation, adaptation, impact reduction and early warning.



Cities account for 70% of greenhouse gas emissions, and at the same time, they are the most affected by their consequences, which makes them key stakeholders in the fight against climate change.

In this regard, Buenos Aires City has determined to increase its capacity to adapt and reduce emissions. To this end, the **Climate Action Plan 2050 (CAP)** was created in collaboration with C40, outlining all the tools and initiatives to **contribute to limiting the increase in the average temperature of our planet by 1.5 °C by the year 2100.**

This action plan includes programs for social inclusion, resilience, the creation of green jobs, migration towards a circular economy, and responsible and sustainable consumption.

Reducing and Mitigating the Effects of Climate Change

The adverse effects of climate change have already had a strong impact throughout the City's territory: rising temperatures, heat waves, more frequent and intense rainfall are some of the examples.

The City has therefore decided to accelerate the process of climate action in the short and medium term **to achieve a reduction of more than 50% in emissions by 2030 compared to 2015.**

To this end, the CAP establishes a series of guidelines to be followed in at least four areas of action:

- **A prepared City**, which reduces climate risk through the construction and maintenance of infrastructure works, the use of natural ecosystemic services and the increase in tree coverage and public green spaces.

Therefore, works such as the **Hydraulic Plan** have been carried out, which aims to reduce water risk in Buenos Aires City through structural and non-structural measures. (For more information on the Hydraulic Plan, see SDG 9).

Within this framework of non-structural measures, **Sustainable Urban Drainage Systems** (SUDS, for its acronym in Spanish) were installed to filter, accumulate, recycle, drain, and delay the direct flow of rainwater and gray water into the City's drainage network. Some of the benefits provided by these systems include the integration of rainwater treatment into the urban landscape, water quality protection, and awareness raising about water cycles.

Another initiative worth highlighting is **Nature-Based Solutions (NBS)**, which relies on ecosystems and the services they provide, generating responses to environmental problems along with multiple other benefits. Some examples are water retention in the event of heavy rainfall events, and green roofs, which help regulate housing temperatures by reducing energy demand and increasing biodiversity.

- **A City that prioritizes proximity**, where pedestrians have the possibility of accessing all the daily necessities and services within short distances, simplifying their everyday lives.



To achieve this goal, the **15-minute City** plan was launched. Through urban design and planning, all residents will be able to enjoy public space and sustainable mobility.

To accomplish this City model, we built 16 new squares, 2 new public green spaces in the neighborhood of Once, 6 new areas with pedestrian priority and 100 blocks of new or refurbished public and green spaces throughout the 48 neighborhoods of the City. Additionally, there is a commitment to reach 18 green streets and the expansion of pedestrian areas.

In terms of transportation, the bicycle is the means of choice for this initiative. This would solve most of the traffic congestion problems in

modern cities. In addition, by taking up little space, bicycles make traffic faster and more fluid. Based on this premise the City's Bicycle Public Transport System "Ecobici" was created, consisting of **335.000 users and 305 km of bicycle lanes**.

Also, as an economical and fast alternative to private cars, the use of subways, buses and trains has been encouraged. The City created the **Metrobus Network**, which consists of **9 corridors for bus-only lanes, with more than 104.7 km of extension**.

- **An innovative and low-carbon City**, through the energy transition in transportation and distributed generation, rational and more efficient use of energy, the promotion of the circular economy, and the smart management of waste.



Based on the **GHG emissions inventory** carried out by the City, it is possible to quantify the emissions associated with the different anthropogenic activities during a given period. Consequently, it is possible to identify the sectors accounting for the greatest volume of emissions so that mitigation strategies can be developed.

The **energy sector** accounts for more than half of the City's total GHG emissions. This is why measures are established to promote energy efficiency and renewable energies.

These measures include the promotion of the **National Law on Housing Labeling**, the development of programs and strategies for the retrofitting of residential buildings, incentives to switch to energy-efficient electrical devices and household appliances, and awareness-raising and education actions on the rational use of energy, among others.

On the other hand, new buildings to be constructed in the City are encouraged to incorporate standards that allow for efficient energy performance, reducing energy consumption during their operational life-span and even achieving self-sustainability. Within this framework, the **Law on Energy Efficiency in Public Buildings** was passed, which allowed us to define progressive targets for energy performance and to establish energy-saving criteria.

In 2019, Buenos Aires became the first city in Latin America with **100% LED public lighting**. In addition, it incorporated more than **700 solar panels**, and delivered more than **1 million LED lamps**, mainly in low-income neighborhoods. Furthermore, Buenos Aires has an important potential for solar energy, with more than 150,000 roof surfaces suitable for photovoltaic generation.

For this reason, and thanks to the recent National Law on Distributed Generation, there is a proposal to promote incentives and the elimination

of technical and information barriers to increase the number of people implementing this technology. This includes the development of the **Solar Map of the City**, the incorporation of renewable energies in buildings and public spaces, and the regulation of different norms, among other actions.

- **An inclusive City**, that ensures the fair distribution of the benefits of climate action, and promotes environmental education, improved health, air quality, more sustainable food, and the integration of all neighborhoods.



Finally, one of the most important aspects of climate change action is integration. To this end, interventions have been carried out based on the construction of housing and the refurbishment of existing dwellings following environmental criteria. In the case of **Barrio Mugica**, **sustainability standards have been incorporated**, which have allowed, in some cases, certifications for energy and water use efficiency. These measures are complemented by the promotion of sustainable mobility through the addition of bicycle lanes, Ecobici stations and access to public transportation.

In addition, the project includes works for the extension of public spaces, improved access to public transportation and basic services. In this way, the vulnerability of residents is reduced by lowering the risk of flooding and they are better prepared for high temperatures and heat waves.

In the area of **environmental health**, the City has a strategic and systemic plan to prevent, control and monitor mosquito-borne diseases, minimize morbidity and mortality, reduce the risk of spreading outbreaks and prevent the dengue pandemic in the City, taking into account that the temperature rise implies an increase in disease-transmitting mosquitoes.

Lastly, considering the issue of rains and floods, the program “**Preparados para las tormentas**” (“Prepared for Storms”) consists of a Storm Warning System (SAT, for its acronym in Spanish) that allows to analyze and assess storm prediction, warning inhabitants about probable floods and improving the management of emergency situations. To strengthen this network, an integration process of the SAT with the hydrometeorological sensors of the pluvial system will be initiated to allow more accurate assessments.

Within this framework, the **Adaptation to Extreme Weather Events Program** was also implemented, which seeks to raise awareness on climate change among the elderly, especially in poor neighborhoods,

and to provide tools to reduce the risk of its impact and increase their response capacity. To promote a more sustainable and healthy life, multiple awareness-raising activities are carried out in Healthy Stations and markets. In addition, **39 neighborhood food fairs have been added, operating in 179 locations throughout the 15 communes.**





SDG 15

Protect, restore and promote sustainable use of terrestrial ecosystems, sustainably manage forests, combat desertification, and halt and reverse land degradation and halt biodiversity loss



COSTANERA SUR ECOLOGICAL

RESERVE: 600 species of plants, 307 species of birds, 644 species of insects and 28 species of reptiles

COSTANERA NORTE ECOLOGICAL

RESERVE: 158 species of plants and 522 animals

NATURE-BASED PROJECT in Lago Lugano Ecological Reserve



BOTANICAL GARDEN:

**1500
species**

Buenos Aires City has

**431,326
trees**

PRIORITIZED TARGETS

- 15.1 Conservation and sustainable use of terrestrial ecosystems
- 15.2 Sustainable management of forests
- 15.3 Reduce degradation of natural habitats



Maintaining the biological balance, preserving areas where native flora and fauna are prominent, and implementing sustainable management of reserves, lakes and waterfronts are some of the commitments we work for every day in Buenos Aires City.

The protection of terrestrial ecosystems is one of the most important areas of environmental protection. This is why the City promotes the development of sustainable projects that advocate for improving and safeguarding the physical and biological heritage.

Preservation, the Key to a Healthy Environment

Our ecological reserves are rich in biodiversity and preserve numerous species of native flora and fauna.

The Costanera Sur Ecological Reserve, located between Puerto Madero and the Río de la Plata, has a green space of 350 hectares (equivalent to more than 350 squares) and is home to 600 species of plants, 307 species of birds, 644 species of insects and 28 species of reptiles. Today, the reserve's value is undisputed, and it has been designated as a "Ramsar Site" by the Convention on Wetlands. At the same time, Birdlife International and the Association Aves Argentinas (Argentine Birds) declared it an "Important Bird and Biodiversity Area" (IBA).

On the other hand, **the Costanera Norte Reserve** has **23 hectares** of land. Covered by lush natural vegetation, with 158 plant species, the reserve is home to 522 animals, of which the largest number of species are birds, followed by insects, arachnids and reptiles. It extends over land reclaimed from the river by means of new landfills every year.

Finally, the **Lago Lugano Ecological Reserve** (RELL, by its Spanish acronym) is located on the limit between Villa Soldati and the Riachuelo. Today the reserve covers **29 hectares**, which we recovered after they had been used as a clandestine waste dump. In this regard, we carried out cleaning actions and removed the debris that prevented vegetation from growing.

We also maintain over **1,000 meters of environmental interpretation trails**, we built a **visitor center** with bioclimatic criteria and sustainable construction, we installed LED lights supplied by a photovoltaic solar system, we recovered the bridge that crosses the Cildáñez stream, and we planted more than 350 native plants.

The purpose of this reserve is to protect, revitalize and disseminate this important biodiversity node, as it contains more than 350 animal and plant species, 95% of which are native to the region.



IMPLEMENTING NATURE-BASED SOLUTIONS: A WETLAND PROJECT IN LAGO LUGANO ECOLOGICAL RESERVE



The wetland pilot project **recreates a type of aquatic ecosystem** that has been displaced by urbanization in the south of Buenos Aires City, specifically in Lago Lugano Ecological Reserve.

The area of intervention has an asphalt road that was left unused when the reserve was created in 2018. In times of heavy rains, water accumulated on the pavement and we detected the presence of an amphibian not previously recorded in any other part of the city, *Odontophrynus americanus*.

This species lays its eggs in the water but could not survive the heat. A group of naturalists began to collect the eggs and keep them protected until hatching. This microenvironment that worked as an ecological trap inspired the community to reclaim the pre-existing wetland.

The pilot project is recreating the ecological conditions for *Odontophrynus americanus* and other species to complete their life cycle and grow their population.

Finally, the City has a **Botanical Garden** that covers over **7 hectares** and has about **1500 species**, organized according to the guidelines devised by its creator Carlos Thays. The specimens are grouped based on their geographical origin, including species from Asia, Africa, Oceania, Europe and America respectively, with the flora area of the Argentine provinces standing out for its richness and significance.

In addition, in 2018, we added **17 hectares of Eco Park** in this public and green space, where we work to mitigate the effects of the environmental crisis and restore the health of our ecosystems. Thus, we implement **15 conservation programs coordinated with all the country's provinces** to preserve endangered species and ensure the long-term viability of their populations.

Another important component of the Eco Park is education, through school visits and special guides. In this way, sustainable development is promoted, generating awareness and behavioral changes that lead to harmonious coexistence between social development, economic growth, environmental care and biodiversity conservation.



Urban Trees

The trees that form part of the urban ecosystem of the City are a fundamental component of the natural landscape as they contribute to the production of the oxygen we breathe. Therefore, they help **reduce carbon dioxide, and prevent soil erosion and their foliage offers protection against inclement weather.**

The City of Buenos Aires has **431,326 trees**, 370,916 of which are on sidewalks, accounting for over 80% of the total number of public trees, and 60,410 trees in public green spaces, parks, squares and gardens.

Our trees stand out for their biodiversity. There are **423 different varieties** of trees, of which 359 are found in green spaces. Most of the diversity in sidewalks is the result of residents planting exotic botanical varieties in their front yards.

Finally, in order to offer information and manage it transparently, datasets of street trees and trees in green spaces have been published in its open data portal, as well as a [tree map](#).



SDG 16

Promote just, peaceful
and inclusive societies



3rdOPEN GOVERNMENT
ACTION PLAN150 City
COMMITMENTS
made to citizens431
DATASETS+1,000
PUBLIC WORKS
IN BA OBRAS1,497
citizen
participation
actions1,853
PROXIMITY
ACTIONS

PRIORITIZED TARGETS

- 16.3 Rule of law and access to justice
- 16.5 Active transparency
- 16.6 Accountability
- 16.7 Citizen participation
- 16.10 Public access to information

The 2030 Agenda requires a framework that ensures its continuity and long-term projection. SDG 16 is the cross-cutting framework that allows us to promote strong institutions to effectively achieve the Global Goals.

In Buenos Aires, we consider that good governance and open government are a central part of our management model and play a key role in our progress towards an efficient and agile State that promotes the full potential of the City based on accountability, transparency, efficiency and public access to information

Good Governance

Good Governance initiatives promote the highest standards of institutional quality and accountability to respond to citizens' needs. In fact, we were the **first local government in Argentina to become a member of the Open Government Partnership (OGP)**, along with a select group of 14 other subnational governments around the world.

As part of our participation in OGP, we launched three action plans

The [Third Open Government Action Plan](#), currently in force, includes

commitments related to strengthening the articulation between the three branches of government, the generation of synergies with the community of public data re-users and the opening of data related to access to rights of the LGBTIQ+ community.

It should be noted that Buenos Aires City is one of the first in the world to add the other branches of government -legislative and judicial- to its action plans, ratifying its commitment to the agenda. Thus, we launched the **Open State Perspective**, which seeks to promote multilevel and multisectoral collaboration between the State, CSOs, academia and the private sector. It also serves as a space for the co-creation and follow-up of the City's Open Government Action Plans before OGP and of similar initiatives of the City's public institutions.

One of our main accountability initiatives is the **City's Commitments**: specific, measurable goals with compliance deadlines for which we are permanently accountable at [buenosaires.gob.ar/compromisos](https://www.buenosaires.gob.ar/compromisos).

The Commitments reflect the **priorities of our government plan and are a public contract with the citizens**. They are an exercise that society demands of us and that every good government must do.


In our first term, we announced 54 Public Commitments and we achieved an average of more than 90% compliance. During the second term, and after the health emergency due to the COVID-19 pandemic, we announced 63 new goals, reaching a total of **150 Commitments** that are grouped under the axes of Comprehensive Well-being, Security, Digital City, Urban Transformation, and Education and Work.

Open Government

On the other hand, **open government** initiatives are those whose objective is to nurture decision-making and the formulation of public policies, encourage innovation and favor access to information based on the opening of data.

More than 10 years ago, we published our first open data portal. Today, **BA Data** has 431 datasets to download, analyze, reuse and share. Our datasets are classified by: public administration, Covid-19, culture and tourism, human development, economy and finance, education, gender, environment, mobility, health, security, and urban planning and territory.

Likewise, our site offers guides with recommendations and good practices for managing data under international standards, APIs -that is, City services available in a programming interface-, and an open-source repository.





BA OBRAS (BA PUBLIC WORKS)

BA Obras BA Obras is an online platform with georeferenced information on the public works that we carry out from the Buenos Aires City Government.

The site reports from the project budget and bidding process to the percentage of progress and completion date of more than **1,000 public works**.

In 2022, we relaunched the website with the aim of **focusing on the public**, generating a website that combines technical information with simple information for any resident. Thus, you can visit the **48 neighborhoods of Buenos Aires and the great urban transformations** promoted by the City through a better user experience.

BA Obras promotes active transparency in management based on real-time monitoring of the works carried out by the government, with updated and structured data based on international transparency standards, integrated information and frequently updated information that is clear and organized.

Since its launch in 2017, it has already been visited by **more than 1,000,000 users**.

Other open data portals of the City are: **Ciudad 3D** (3D City), which provides information on the City's urban planning; **Presupuesto Abierto**, (Open Budget), which interactively visualizes the allocation of public resources to the different departments; and **COVID-19 en Datos** (COVID 19 in Data) and **Compras Coronavirus** (Coronavirus Purchases), both with relevant information on the health crisis management as well as on the purchase and contracting of goods and services carried out in that context.

On the other hand, Buenos Aires was one of the first cities in the world to approach climate action through the good governance and open government perspective.

Therefore, in 2020 we launched **BA Climate Change**, a platform co-created with 20 Civil Society Organizations, 15 experts in the field, and 600 residents, making available to the public all the information related to the **policies implemented under the Climate Action Plan (CAP)**, to become a carbon neutral, resilient and inclusive city by 2050.

In 2021, we added to the platform the interactive version of the 2050 Climate Action Plan, which allows you to view and explore the 24 actions of the Action Plan and, in 2022, **a set of green jobs indicators** to continue advancing in the design of public policies that guarantee sustainable productive development for the future.

Finally, during the C40 World Summit of Mayors held in Buenos Aires, we promoted the signing of the **"Buenos Aires Declaration: Open Government for climate action in local governments"**, which establishes principles that seek to strengthen open government mechanisms for climate action. As of May 2023, it has a total of 14 signatory cities.

Public Access to Information

The **enactment of Law 104 on Access to Public Information** in 1998 positioned us as a pioneer jurisdiction in Argentina and in the Latin American region in the matter and initiated a comprehensive policy of transparency and access to public information that continues to this day.

In 2016, the City Government promoted the **updating and modernization of Law 104**, and we will incorporate substantive advances such as application and interpretation principles, the introduction of the electronic channel to request and receive information in an agile manner, and the creation of the **Guarantor Body of the Right of Access to Information** that supervises ex officio the effective compliance of the law and processes the claims that are filed before it, among other functions.

Citizen Participation

We are convinced that to incorporate the voice of the citizenry in public policies we need a wide range of devices and tools that aim to create **listening channels** and direct contact with the citizenry, **open up** our government in order to be increasingly transparent and collaborative, take advantage of collective intelligence to design and **innovate** efficient public policies, and to **manage conflicts** and complex challenges faced by citizens.

Thus, we carried out **1,497 citizen participation actions and 1,853 proximity actions** with a battery of devices that adjust to different needs, such as **weekly resident meetings** in each neighborhood of the City; **Comisarías Cercana** (Nearby Police Stations) that we carry out together with commissioners and officials; and **Votaciones Emblemáticas** (Emblematic Votes) that allow citizens to express their preferences on different topics.





SDG 17

Revitalize the global partnership for sustainable development

Buenos Aires Ciudad

C40 WORLD MAYORS SUMMIT
Buenos Aires 2022





BA Host of the
**C40 WORLD MAYORS
SUMMIT 2022**



100% of
**INTERNATIONAL
COOPERATION**
initiatives for SDGs



100% of city
networks to
support the SDGs



PRIORITIZED TARGETS

- 17.9** Enhance international support to achieve the SDGs
- 17.16** Enhance multi-stakeholder partnerships to achieve the SDGs
- 17.7** Encourage and promote effective public, public-private and civil society partnerships to achieve the SDGs

The role of cities in the world is becoming more important by the day. As a result, the main global cities are competing to retain talent, attract investments and tourists, host international events, and occupy a leading role in global development agendas.

Thus, we developed our International Positioning Strategy, whose primary goal is to ensure that the City's international action has a direct impact on the city's sustainable territorial development and on the quality of life for all Buenos Aires residents and visitors.

Our strategy intends to position Buenos Aires as a great city to live, visit, study and do business in. In order to do this, one of the key tactics is to connect with strategic international actors through the exchange of strategies, experiences, and best practices, as well as through bilateral, multilateral, and international cooperation projects.

Multilateral Relations: Networks and International Organizations

Participation in city networks and relations with international organizations allow local governments to exchange successful experiences and collaborate with other cities on urban-relevant issues, with the goal of improving public governance quality.

Buenos Aires City implements an active **multilateral relations strategy**, participating in many of the most important networks that connect cities in response to today's most pressing challenges.

As a result, the city actively participates in a variety of city networks, which can be classified as regional, global, or thematic. Among them, **C40, U20, CGLU, and UCCI** can be highlighted.



BUENOS AIRES: HOST OF THE C40 WORLD MAYORS SUMMIT

The [C40 World Mayors Summit](#) set a new milestone in the climate action agenda and in the commitment of cities to this global challenge.

With over **2,500 participants and over 200 cities represented**, the event included over a dozen individual announcements, particularly around green jobs, climate finance, and youth participation.

Some of them are the commitment to accelerate the creation of **50 million green jobs by 2030**, the launch of the **global network of the C40 Climate Council** to assist youth in making local decisions, the **declaration of open government**, and the **declaration of cities in Argentina**, in which nearly 100 city leaders signed on to agree on new climate standards at the local level.



Similarly, the city is constantly linked to various work **groups focused on the 2030 Agenda** in order to improve its accountability performance in relation to SDGs. From groups with global cities, such as the Brookings Institution's SDG Leadership Cities, the United Nations Habitat, and the United Nations Department of Social and Economic Affairs, to federal networks coordinated by the National Council for Social Policy Coordination.

International cooperation projects and actions

The City Government promotes the development of projects and cooperation actions in collaboration with various international actors in order to **strengthen the City's international ties, strengthen public**

policies, and contribute to the development of new initiatives that improve people's quality of life.

The GCBA's cooperation projects are basically divided into two types: **technical cooperation projects and financial cooperation projects.**

In addition, outside of the projects themselves, the City participates in "Exchanges of Best Practices" with other international cities.

As a result, we work with several cities, primarily in the areas of **urban transformation, integral well-being, visitor economy, and climate action.** Thus, initiatives such as the **Alliance between France and LAC** (Latin America and the Caribbean) have been carried out, where local housing strategies for sustainable, inclusive, and resilient cities were exchanged.

Furthermore, regarding cooperation on **climate action**, we are participating in the **European Union's** research and innovation funding program, **Horizon 2020**, through the CONEXUS consortium, created within this framework and with the main purpose of promoting projects on Nature-Based Solutions.

We also conducted a study to develop **green jobs indicators** in the city, with the primary support of **C40**. The results of the project are available on the [BA Climate Change website](#).

Finally, in the field of sustainable mobility, we received technical assistance from the **World Bank's City Gap Fund** in order to develop a management platform that incorporates a geolocated solar resource base with real-time monitoring of distributed generation systems based on renewable energy that has been installed in Buenos Aires, initially to cover public buildings (and expandable to domestic installations).

Understanding the positive impact of promoting partnerships between local governments and academia, we have collaborated with the Einstein Center for Climate Change and Public Policy of Human Settlements

(ECCCPHS) for the development of a study on **climate governance in large metropolises in comparative perspective**, focusing on the cases of Berlin, Paris and Buenos Aires.

We also focused on education, with exchanges on teacher training between the **City University and Helsinki**, as well as on the visitor's economic axis in collaboration with Hamburg.





TECHNICAL EXPERTISE AND EXPERIENCE EXCHANGE FUND WITH THE AGENCE FRANÇAISE DE DÉVELOPPEMENT (AFD)

In 2021, we signed an agreement with AFD to establish the **Technical Expertise and Experience Exchange Fund** (FEXTE, for its acronym in Spanish) to conduct studies, exchange experiences, and strengthen capacity development between France and Buenos Aires City.

The technical cooperation has a total duration of 3 years and has the objective of accompanying the City Government in the development and implementation of its urban and sustainable mobility policy, with particular attention to reducing inequalities accentuated by the crisis of COVID-19.

The cooperation project focuses on three main axes:

- **Green streets.** The objective is to promote the creation of new urban spaces on a neighborhood scale through the transformation of emblematic, pedestrian and green streets.
- **Mobility and accessibility of vulnerable neighborhoods.** We seek to improve the mobility dynamics and accessibility of vulnerable neighborhoods through specialized studies, with a particular emphasis on active modes (bicycling and walking).
- **Public spaces in Barrio 20.** It supports the design and creation of a network of quality public spaces in Barrio 20, where an ambitious urban renewal program is being carried out, with a gender, diversity and accessibility perspective.

On the other hand, in collaboration with **Bloomberg Philanthropies**, we carried out projects such as “**Partnership for Healthy Cities: Non-Transmissible Diseases**” to raise awareness of NTD and injury prevention; and “**Partnership for Healthy Cities: Covid-19 Global Response Initiative**” to provide information and tools to improve local efforts to combat the pandemic and provide a platform to share best practices in cities all over the world; **DATA4HEALTH**, which aims to strengthen the collection and the utilization of public health data by using information to identify opportunities, ensure accountability, and maximize the impact of limited resources; and the **Bloomberg Initiative for Global Road Safety 2020-2025**, which aims to implement best practices in road safety by providing technical assistance and training, as well as human resources for their members.

Finally, every year we present initiatives as part of the Iberoamerican Union of Capital Cities’ call for projects. Within this framework, we were chosen to



lead the project “**Iberoamerican Artists United for Democracy and Peace**,” in celebration of Argentina’s **40th anniversary of democracy**. As a result, a mural was co-created in collaboration with the cities of Montevideo and Santiago de Chile, to highlight the cities’ bonds of friendship and fraternity based on their shared history.

In addition, as part of the previously mentioned call, we are participating as an associate city in the project “**Sensibilization and Localization of the 2030 Agenda**”, which is being led by Montevideo, with the goal of developing collective learning mechanisms among local governments to monitor the 2030 Agenda and sensitize public servants in the matter.

COPENHAGEN - STRATEGIC SECTOR COOPERATION: MITIGATION AND ADAPTATION TO CLIMATE CHANGE



Copenhagen - Strategic sector cooperation: mitigation and adaptation to climate change

In collaboration with Copenhagen, we developed a **joint work plan on mitigation and adaptation to climate change**. Since its implementation, there has been a bilateral exchange of experiences in two major areas: energy (energy efficiency in public buildings) and hydraulic management (inundation management - natural-based solutions).

The primary goal of this cooperation is to **reduce greenhouse gas emissions** (GGEs) from the public sector in the city through energy efficiency measures in public buildings and the management of water issues.

Conclusions



Buenos Aires: a great city to live, visit, study and do business

If we take into account that more than half of the world population lives in urban areas, the role of cities becomes essential for achieving the 2030 Agenda. **Local governments have the possibility of implementing the Global Goals in a pragmatic way tailored to local needs, generating a greater impact on the quality of life of citizens.** Hence, the SDGs become essential to channel government plans towards a more sustainable lifestyle, without harming the environment or future generations. Always with the conviction and the challenge of not leaving anyone behind.

In Buenos Aires City, this vision is materialized in different ways, such as in our [Government Plan](#) and in our [International Positioning Strategy](#), but all with the same goal: transform the City to improve the quality of life of all the people who live and visit Buenos Aires.

The **Localization of the SDGs and our five Voluntary Local Reports** summarize how we have worked to achieve that goal over the last 8 years. In other words, our vision of a sustainable city. A vision that translates into public policies oriented towards the construction of an **integrated city**; that prioritizes **sustainable mobility**; generates and promotes the **education and talent** of its neighbors, investing in the jobs of the future; who is committed to **climate action, diversity and gender equality**.

Guided by the 2030 Agenda, we continue working for the **social and urban integration of our vulnerable neighborhoods** -a fundamental pillar to building a city that leaves no one behind. Having built an urban infrastructure and given public services for more than 130,000 people, the “Patio Gastronómico” (Food Courtyard) and the Rodrigo Bueno Vivera Orgánica” (Organic Vegetable Garden), the moving of the Ministry of Education to the Barrio Mugica, the Law for the Promotion of the Social

Economy, and the more than 3,500 people in the CEDEL Employment Exchange, are proof of how this process cross-cuts the SDGs territorially.

We are convinced that **education** is the best tool for progress and **work**, the best social policy. We are the district in Argentina with the most days of classes (192) and the highest percentage of full-time state schools. Over these years, we have transformed education so that boys and girls can grow and prosper in a more inclusive and sustainable future: in the last year, 10,000 students carried out educational internships in workplaces and we trained 15,000 young people in disruptive technologies.

To boost our economic development, we created the Economic Districts where 900 companies with 35,200 employees have already settled. In addition, and with the boost of our Nomads BA policy, we received 22,000 digital nomads and more than 7 million national and international tourists.

Buenos Aires’ urban transformation is one of the greatest legacies of our 8 years of administration. This involves different dimensions and contributes to one of the City’s greatest climate commitments: to be carbon neutral, resilient, and inclusive by 2050. We have 305 kilometers of bike lanes, 9 Metrobus corridors, and 6 priority pedestrian areas. We are building green streets -which will add at least 22,573 m² of green surface and 500 trees-, and we created 110 hectares of new public and green spaces. Likewise, we promote the circular economy and Integrated Urban Solid Waste Management: today 53% of Buenos Aires’ citizens separate their waste -we hope that in 2023 80% will do so.

We built the Paseo del Bajo -in addition to adding 16 hectares of public and green space, reduced travel time from 40/60 to 15 minutes and 12,505 tons of CO₂-, and we launched the Hydraulic Plan that includes structural

measures -30 kilometers of waterworks that contain, conduct and use rainwater- and non-structural, safeguarding 15 million people.

On the other hand, the quality of life depends directly on the **comprehensive well-being** of people. We promote policies that boost the physical health and emotional well-being of our inhabitants: every citizen has a health center 15 minutes away, we implemented the electronic medical record and we reached the lowest infant mortality rates in the history of the City.

A sustainable city can only be achieved when all inhabitants enjoy the same rights, regardless of gender, sexual orientation, ethnic origin, immigration or religious belief. We seek to **promote the development of all citizens, attending to their differences and promoting coexistence in diversity**. More than 55,000 people participated in BA Convive, we advised more than 6,000 people in the “Casa del Orgullo”, and we organized 5 editions of the Interreligious Dialogue Meeting.

Along this same line, we created the Gender Indicators System and the **Comprehensive Strategy for Gender Equality**, which contemplates the physical, economic and decision-making autonomy dimensions of women. Today, all the communes have a Comprehensive Women’s Center, we implemented the Sexual and Reproductive Health Plan, we launched the Women Leaders program -which had more than 400 participants- and the Care Map.

This great progress towards the development of the City was undoubtedly achieved thanks to the **solid, inclusive and integrated partnerships** at all levels that we consolidated during these years, with stakeholders from the academia, international and civil society organizations, the private sector, and other local governments committed to a shared development program and common goals. And, also, thanks to our **good governance and open government policies** that promote a management model based on permanent planning, monitoring and evaluation.

Lastly, and without a doubt, a very important milestone in the process we undertook was the presentation of the **Voluntary Local Report before the United Nations High-Level Political Forum on Sustainable Development in July 2019**.

In this sense, the VLRs are an opportunity to analyze the progress and main challenges of sustainable development at the local level. **Through our 2023 VLR, for the fifth consecutive year, we not only ratify our commitment to the 2030 Agenda, but also leave a legacy of installed capacities, an international commitment to accountability, and a short, medium, and long-term vision for Buenos Aires to continue to be a great city to live, visit, study and do business.**

Annex



SDG	TARGET	INDICATOR	LEVEL	BASELINE		UPDATE 2023		BASELINE SOURCE
				VALUE	YEAR	MOST RECENT VALUE	YEAR	
1: No poverty	1.4 By 2030, ensure that all men and women, in particular the poor and the vulnerable, have equal rights to economic resources, as well as access to basic services, ownership and control over land and other forms of property, inheritance, natural resources, appropriate new technology and financial services, including microfinance	1.4.1 Percentage of households with access to basic services	I	97,29%	2010			National Population Census, Dwellings and Housing, INDEC
		1.4.2 Percentage of households with regular tenure	I	87,30%	2017	87,30%	2023	Annual Household Survey, DGEyC
		1.4.2.1 Number of houses registered through the Credit Program of the Buenos Aires City Housing Institute	Complementary	1.700	2017	3.404	2023	IVC
2: Zero hunger	2.1 By 2030, end hunger and ensure access by all people, in particular the poor and people in vulnerable situations, including infants, to safe, nutritious and sufficient food all year round	2.1.1 Number of households in CABA receiving food assistance out of the total number of poor households not covered by the AUH (Family allowance program)	II	36.151	2018	36.286	2023	Ciudadania Porteña (CP) and Ticket Social (TS) programs records; Permanent Household Survey (Permanent Household Survey (EPH)) (INDEC); National Social Security Administration records (ANSES)
		2.1.1.1 Number of popular neighborhoods with vegetable gardens	Complementary	0	2019	3	2021	MDH, GCBA
	3.1 By 2030, reduce the global maternal mortality ratio to less than 70 per 100,000 live births	3.1.1 Maternal mortality ratio per 10,000 live births	I	13	2016	13	2021	Vital statistics, DGEyC
		3.1.2 Proportion of live births born in health facilities.	I	99,53%	2015	99,5	2021	Vital statistics, DGEyC
	3.2 By 2030, end preventable deaths of newborns and children under 5 years of age, with all countries aiming to reduce neonatal mortality to at least as low as 12 per 1,000 live births and under-5 mortality to at least as low as 25 per 1,000 live births.	3.2.1 Number of deaths of children under 5 years of age in CABA.	I	307	2015	165	2022	National Directorate of Health Statistics and Information
		3.2.2. Neonatal mortality rate per 1,000 live births.	I	5,4	2016	3,2	2021	DGEyC, GCBA
		3.2.3 Child mortality rate per 1,000 live births	I	7,2	2016	4,4	2021	DGEyC, GCBA
		3.3.1 Rate of new HIV infections per 100,000 inhabitants.	II	13,5	2015	16.4	2022	National Public Health Surveillance System

3: Good health and well-being	3.3 By 2030, end the epidemics of AIDS, tuberculosis, malaria and neglected tropical diseases and combat hepatitis, water-borne diseases and other communicable diseases.	3.3.2 AIDS mortality rate per 100,000 inhabitants.	II	4,9	2015	3	2021	DGEyC, GCBA
		3.3.3 Tuberculosis notification rate per 100,000 inhabitants	I	40	2016	45,02	2021	National Public Health Surveillance System
		3.3.4 Tuberculosis mortality rate per 100,000 inhabitants.	I	2,1	2018	1,03	2021	National Public Health Surveillance System
		3.3.5 Congenital Syphilis notification rate per 1,000 live births.	I	8,1	2018	0,6	2022	National Public Health Surveillance System
	3.4 By 2030, reduce by one third premature mortality from non-communicable diseases through prevention and treatment and promote mental health and well-being.	3.4.1. Mortality rate attributed to cardiovascular disease per 1,000 inhabitants.	I	2,7	2017	3,2	2021	Vital statistics, DGEyC
		3.4.2. Mortality rate attributed to malignant tumors per 1,000 inhabitants.	I	1,8	2017	1,5	2021	Vital statistics, DGEyC
		3.4.3 Proportion of population with elevated blood glucose over the total population.	I	8,2	2013	8,8	2018	ENFR
	3.5 Strengthen the prevention and treatment of substance abuse, including narcotic drug abuse and harmful use of alcohol	3.5.1 Prevalence of regular alcohol consumption of risk	I	7.3 % of the population aged 18 and over	2013	8,4% of the population aged 18 and over	2018	ENFR
		3.5.2 Prevalence of excessive episodic alcohol consumption	I	11% of the population aged 18 and over	2013	15,6% of the population aged 18 and over	2018	ENFR
	3.6 By 2020, halve the number of global deaths and injuries from road traffic accidents	3.6.1 Number of deaths due to road traffic injuries (within 30 days of the event)	I	165	2015	81	2022	Road Safety Observatory, based on data from the Ministry of Justice and Security
	3.7 By 2030, ensure universal access to sexual and reproductive health-care services, including for family planning, information and education, and the integration of reproductive health into national strategies and programs.	3.7.1. Unplanned pregnancy rate	I	60%	2016	55 %	2022	Maternity and Childhood Team. General Directorate of Hospitals. Undersecretariat of Hospital Care
		3.7.2 Percentage of contraceptive method use in unplanned pregnancies recorded in Perinatal Information System (SIP) - Maternity Hospitals from the GCBA	I	75.5% of women who did not plan their pregnancy reported not having used a contraceptive method	2018	71 %	2022	Maternity and Childhood Team. General Directorate of Hospitals. Undersecretariat of Hospital Care
		3.7.3. Early adolescent fertility rate (10-14 years) per 1,000 women	I	0,3	2015/2017	0,1	2019/2021	Vital statistics, DGEyC

	3.7.4 Late adolescent fertility rate (15-19 years) per 1,000 women	I	22,7	2015/2018	9,2	2019/2021	Vital statistics, DGEyC
3.8 By 2030, ensure universal access to sexual and reproductive health-care services, including for family planning, information and education, and the integration of reproductive health into national strategies and programs.	3.8.1 Percentage of the population with exclusive public health coverage treated by the healthcare system	I	20%	2016	20%	2022	EAH, DGEyC
	3.8.1.1 Percentage of households within 15 minutes on public transport to a CeSAC	Complementary	To be defined		100%	2023	Health Ministry, GCBA
	3.8.2 Percentage of the population with exclusive public health coverage and a core medical team	I	82%	2018	71%	2022	HSI SIGEHOS
3.a Strengthen the implementation of the World Health Organization Framework Convention on Tobacco Control in all countries, as appropriate	3.a.1 Prevalence of tobacco use among persons aged 18 years and older	I	29,70%	2013	17,50%	2018	ENFR
3.c Substantially increase health financing and the recruitment, development, training and retention of the health workforce in developing countries, especially in least developed countries and small island developing States.	3.c.1 Professional personnel hired by the City's health department	I	32.735	2019	36,115	2022	DGEyC, GCBA
3.d Strengthen the capacity of all countries, in particular developing countries, for early warning, risk reduction and management of national and global health risks.	3.d.1 Covid-19 vaccine doses applied	I	1.523	2020	3.807.256	2022	DGEyC, GCBA
	4.1.1. Effective promotion rate - Primary Level	I	98,6%	2016	97,69%	2021	Annual Survey, UEICEE, Ministry of Education and Innovation
	4.1.1.1 Effective promotion rate - Primary Level. Boys.	Complementary	98,7%	2016	97,72%	2021	Annual Survey, UEICEE, Ministry of Education and Innovation
	4.1.1.2 Effective promotion rate - Primary Level. Girls	Complementary	98,5%	2016	97,65%	2021	Annual Survey, UEICEE, Ministry of Education and Innovation

4.1.2. Effective promotion rate - Secondary Level- Total	I	82,5%	2016	88,69%	2021	Annual Survey, UEICEE, Ministry of Education and Innovation
4.1.2.1 Effective promotion rate - Secondary Level- Total. Boys.	Complementary	79,4%	2016	87,13%	2021	Annual Survey, UEICEE, Ministry of Education and Innovation
4.1.2.2 Effective promotion rate - Secondary Level- Total. Girls.	Complementary	85,6%	2016	90,30%	2021	Annual Survey, UEICEE, Ministry of Education and Innovation
4.1.3. Effective promotion rate - Secondary Level- 1st cycle	I	82,6%	2016	93,13%	2021	Annual Survey, UEICEE, Ministry of Education and Innovation
4.1.3.1 Effective promotion rate - Secondary Level- 1st cycle . Boys	Complementary	78,9%	2016	92,04%	2021	Annual Survey, UEICEE, Ministry of Education and Innovation
4.1.3.2 Effective promotion rate - Secondary Level- 1st cycle. Girls	Complementary	86,6%	2016	94,30%	2021	Annual Survey, UEICEE, Ministry of Education and Innovation
4.1.4. Effective promotion rate - Secondary Level- 2nd cycle.	I	82,4%	2016	85,58%	2021	Annual Survey, UEICEE, Ministry of Education and Innovation
4.1.4.1 Effective promotion rate - Secondary Level- 2nd cycle. Boys.	Complementary	79,9%	2016	83,59%	2021	Annual Survey, UEICEE, Ministry of Education and Innovation
4.1.4.2 Effective promotion rate - Secondary Level- 2nd cycle. Girls.	Complementary	84,8%	2016	87,59%	2021	Annual Survey, UEICEE, Ministry of Education and Innovation
4.1.5. Repetition rate - Primary Level.	I	1,0%	2016	1,41%	2021	Annual Survey, UEICEE, Ministry of Education and Innovation
4.1.5.1 Repetition rate - Primary Level. Boys.	Complementary	1,0%	2016	1,18%	2021	Annual Survey, UEICEE, Ministry of Education and Innovation
4.1.5.2 Repetition rate - Primary Level. Girls.	Complementary	1,0%	2016	1,64%	2021	Annual Survey, UEICEE, Ministry of Education and Innovation
4.1.6. Repetition rate - Secondary Level. Total	I	9,0%	2016	4,48%	2021	Annual Survey, UEICEE, Ministry of Education and Innovation
4.1.6.1 Repetition rate - Secondary Level - Total. Boys.	Complementary	10,6%	2016	4,99%	2021	Annual Survey, UEICEE, Ministry of Education and Innovation
4.1.6.2 Repetition rate - Secondary Level - Total. Girls.	Complementary	7,4%	2016	3,96%	2021	Annual Survey, UEICEE, Ministry of Education and Innovation
4.1.7. Repetition rate - Secondary Level - 1st cycle.	I	11,6%	2016	3,93%	2021	Annual Survey, UEICEE, Ministry of Education and Innovation
4.1.7.1 Repetition rate - Secondary Level - 1st cycle. Boys.	Complementary	13,6%	2016	4,31%	2021	Annual Survey, UEICEE, Ministry of Education and Innovation
4.1.7.2 Repetition rate - Secondary Level - 1st cycle. Girls.	Complementary	9,5%	2016	3,53%	2021	Annual Survey, UEICEE, Ministry of Education and Innovation
4.1.8. Repetition rate - Secondary Level - 2nd cycle.	I	6,8%	2016	4,87%	2021	Annual Survey, UEICEE, Ministry of Education and Innovation

4: Quality education

4.1. By 2030, ensure that all girls and boys complete free, equitable and quality primary and secondary education leading to relevant and effective learning outcomes

4.1.8.1 Repetition rate - Secondary Level - 2nd cycle. Boys.	Complementary	7,8%	2016	5,48%	2021	Annual Survey, UEICEE, Ministry of Education and Innovation
4.1.8.2 Repetition rate - Secondary Level - 2nd cycle. Girls.	Complementary	5,7%	2016	4,25%	2021	Annual Survey, UEICEE, Ministry of Education and Innovation
4.1.9. Interannual dropout rate - Primary Level	I	0,4%	2016	0,91%	2021	Annual Survey, UEICEE, Ministry of Education and Innovation
4.1.9.1 Interannual dropout rate - Primary Level. Boys	Complementary	0,3%	2016	1,10%	2021	Annual Survey, UEICEE, Ministry of Education and Innovation
4.1.9.2 Interannual dropout rate - Primary Level. Girls	Complementary	0,5%	2016	0,71%	2021	Annual Survey, UEICEE, Ministry of Education and Innovation
4.1.10. Interannual dropout rate - Secondary Level - Total	I	8,5%	2016	6,82%	2021	Annual Survey, UEICEE, Ministry of Education and Innovation
4.1.10.1 Interannual dropout rate - Secondary Level - Total. Boys	Complementary	10,0%	2016	7,88%	2021	Annual Survey, UEICEE, Ministry of Education and Innovation
4.1.10.2 Interannual dropout rate - Secondary Level - Total. Girls	Complementary	7,0%	2016	5,74%	2021	Annual Survey, UEICEE, Ministry of Education and Innovation
4.1.11. Interannual dropout rate - Secondary Level - 1st cycle	I	5,8%	2016	2,94%	2021	Annual Survey, UEICEE, Ministry of Education and Innovation
4.1.11.1 Interannual dropout rate - Secondary Level - 1st cycle. Boys	Complementary	7,5%	2016	3,65%	2021	Annual Survey, UEICEE, Ministry of Education and Innovation
4.1.11.2 Interannual dropout rate - Secondary Level - 1st cycle. Girls	Complementary	3,9%	2016	2,18%	2021	Annual Survey, UEICEE, Ministry of Education and Innovation
4.1.12. Interannual dropout rate - Secondary Level - 2nd cycle	I	10,9%	2016	9,55%	2021	Annual Survey, UEICEE, Ministry of Education and Innovation
4.1.12.1 Interannual dropout rate - Secondary Level - 2nd cycle . Boys	Complementary	12,3%	2016	10,93%	2021	Annual Survey, UEICEE, Ministry of Education and Innovation
4.1.12.2 Interannual dropout rate - Secondary Level - 2nd cycle . Girls	Complementary	9,5%	2016	8,16%	2021	Annual Survey, UEICEE, Ministry of Education and Innovation
4.1.13. Overage rate -Primary Level	I	7,4%	2016	4,10%	2022	Annual Survey, UEICEE, Ministry of Education and Innovation
4.1.14. Overage rate - Secondary Level - Total	I	28,8%	2016	18,20%	2022	Annual Survey, UEICEE, Ministry of Education and Innovation
4.1.15. Overage rate - Secondary Level- 1st cycle	Complementary	28,0%	2016	13,47%	2022	Annual Survey, UEICEE, Ministry of Education and Innovation
4.1.16. Overage rate - Secondary Level - 2nd cycle	Complementary	29,5%	2016	21,38%	2022	Annual Survey, UEICEE, Ministry of Education and Innovation
4.1.17. On-time graduation rate -Primary Level	I	90,7%	2016	84,86%	2021	Annual Survey, UEICEE, Ministry of Education and Innovation

4.1.17.1 On-time graduation rate - Primary Level. Boys	Complementary	91,2%	2016	85,05%	2021	Annual Survey, UEICEE, Ministry of Education and Innovation
4.1.17.2 On-time graduation rate - Primary Level. Girls	Complementary	90,2%	2016	84,64%	2021	Annual Survey, UEICEE, Ministry of Education and Innovation
4.1.18. On-time graduation rate - Secondary Level	I	37,4%	2016	53,81%	2021	Annual Survey, UEICEE, Ministry of Education and Innovation
4.1.18.1 On-time graduation rate - Secondary Level. Boys	Complementary	31,0%	2016	48,90%	2021	Annual Survey, UEICEE, Ministry of Education and Innovation
4.1.18.2 On-time graduation rate - Secondary Level. Girls	Complementary	44,9%	2016	59,19%	2021	Annual Survey, UEICEE, Ministry of Education and Innovation
4.1.19. Graduation rate - Primary Level	I	97,2%	2016	93,70%	2021	Annual Survey, UEICEE, Ministry of Education and Innovation
4.1.19.1 Graduation rate - Primary Level. Boys	Complementary	97,7%	2016	92,44%	2021	Annual Survey, UEICEE, Ministry of Education and Innovation
4.1.19.2 Graduation rate - Primary Level. Girls	Complementary	96,8%	2016	94,99%	2021	Annual Survey, UEICEE, Ministry of Education and Innovation
4.1.20. Graduation rate - Secondary Level	I	58,6%	2016	67,43%	2021	Annual Survey, UEICEE, Ministry of Education and Innovation
4.1.20.1 Graduation rate - Secondary Level. Boys	Complementary	52,6%	2016	62,88%	2021	Annual Survey, UEICEE, Ministry of Education and Innovation
4.1.20.2 Graduation rate - Secondary Level. Girls	Complementary	65,1%	2016	72,23%	2021	Annual Survey, UEICEE, Ministry of Education and Innovation
4.1.21 Percentage of 6th Grade Primary school students by performance Level in Language - Advanced + Satisfactory level	I	80,4%	2016	73,60%	2021	UEICEE, Ministry of Education
4.1.22. Percentage of 6th Grade Primary school students by performance Level in Math - Advanced + Satisfactory level	I	76,8%	2016	72,30%	2021	UEICEE, Ministry of Education
4.1.23. Percentage of 5th Grade Secondary school students by performance Level in Language - Advanced + Satisfactory level	I	61,7%	2016	77,00%	2019	UEICEE, Ministry of Education
4.1.24. Percentage of 5th Grade Secondary school students by performance Level in Math - Advanced + Satisfactory level	I	52,6%	2016	53,30%	2019	UEICEE, Ministry of Education

4.2 By 2030, ensure that all girls and boys have access to quality early childhood development, care and preprimary education so that they are ready for primary education	4.2.1. Participation rate in early childhood education in a given period (1 year) prior to entry into primary education.	I	97,3%	2016	98,14%	2022	Annual Survey, UEICEE, Ministry of Education and Innovation
4.4 By 2030, substantially increase the number of youth and adults who have relevant skills, including technical and vocational skills, for employment, decent jobs and entrepreneurship	4.4.1. Percentage of Youth and Adults who have at least completed secondary education - Youth aged 20-29	I	88,5%	2016	87,30%	2022	Own elaboration, UEICEE, Ministry of Education and Innovation
	4.4.2. Percentage of Youth and Adults who have at least completed secondary education - Youth aged 30-39	I	87,6%	2016	93,10%	2022	Own elaboration, UEICEE, Ministry of Education and Innovation
	4.4.1.1 Number of participants of the program "Codo a codo" (Hand in Hand)	Complementary	950	2017	19508 (registered in 2023)	2023	General Directorate of Teaching and Non-Teaching Staff. Undersecretariat for the teaching career and technical-vocational training, SSCDFTP
	4.4.1.2 Percentage of participants of the program "Codo a codo" (Hand in Hand). % Male participants	Complementary	65,2%	2017	56%	2023	General Directorate of Teaching and Non-Teaching Staff. Undersecretariat for the teaching career and technical-vocational training, SSCDFTP
	4.4.1.3 Percentage of participants of the program "Codo a codo" (Hand in Hand). % Female participants	Complementary	34,8%	2017	44%	2023	General Directorate of Teaching and Non-Teaching Staff. Undersecretariat for the teaching career and technical-vocational training, SSCDFTP
	4.4.1.4 Number of participants of the "Aprendé Programando" program (Learn by Programming)	Complementary	2500	2017	10013	2023	General Directorate of Digital Education, SSCITE
	4.4.1.5 Percentage of participants of the "Aprendé Programando" program (Learn by Programming) % Male participants	Complementary	62,6%	2017	62%	2023	General Directorate of Digital Education, SSCITE
4.4.1.6 Percentage of participants of the "Aprendé Programando" program (Learn by Programming) % Female participants	Complementary	37,4%	2017	38%	2023	General Directorate of Digital Education, SSCITE	

	4.4.1.7 Students trained in skills for the 21st Century	Complementary	20,0%	2020	12.843	2023	UEICEE, Ministry of Education
	4.4.1.8 Number of students in educational practices	Complementary	3300	2020	17.548	2023	UEICEE, Ministry of Education
	4.4.1.9 Number of secondary schools with Secondary Schools of the Future	Complementary	12,5%	2018	100% (152 SDF)	2023	UEICEE, Ministry of Education
	4.4.1.10 Number of schools with digital platforms	Complementary	To be defined	To be defined	100%	2023	UEICEE, Ministerio de Educación
	4.4.1.10 Number schools with programming and robotics	Complementary	To be defined	To be defined	60%	2022	UEICEE, Ministry of Education
4.6 By 2030, ensure that all youth and a substantial proportion of adults, both men and women, achieve literacy and numeracy	4.6.1 Percentage of population aged 15 and over who can read and write	I	100,0%	2016	99,90%	2022	Own elaboration, UEICEE, Ministry of Education and Innovation
	4.6.2 Net enrolment rate of the population aged 6-12 (primary level)	I	97,9%	2016	98,30%	2022	EAH (DGEyC)
	4.6.3 Net enrolment rate of the population aged 13-17 (secondary level)	I	88,3%	2016	94,20%	2022	EAH (DGEyC)
4.7 By 2030, ensure that all learners acquire the knowledge and skills needed to promote sustainable development, including, among others, through education for sustainable development and sustainable lifestyles, human rights, gender equality, promotion of a culture of peace and non-violence, global citizenship and appreciation of cultural diversity and of culture's contribution to sustainable development	4.7.1 Number of recognized green schools	I	56	2019	439	2022	SSTES, Ministry of Education
	4.7.2 Number of teachers trained in Education for Sustainable Development (ESD)	I	10.500	2019	7.679	2022	SSTES, Ministerio de Educación
	4.7.3 Number of students trained in ESD	I	58.600	2019	48.632	2022	SSTES, Ministerio de Educación
	4.7.4 Number of Schools participating in the Global Citizenship Program (GC)	I	0	2019	200	2022	SSTES, Ministerio de Educación
	4.7.5 Number of teachers trained in GC	I	0	2019	1.300	2022	SSTES, Ministry of Education
	4.7.6 Number of students trained in GC	I	0	2019	4.500	2022	SSTES, Ministry of Education
	4.7.7 Number of Schools with RE installations	I	0	2019	28	2023	SSTES, Ministry of Education

		4.7.8 Number of Schools with green roofs	I	4	2019	14	2023	SSTES, Ministry of Education
5: Igualdadde género	5.2 Eliminate all forms of violence against all women and girls in the public and private spheres, including trafficking and sexual and other types of exploitation	5.2.1 Rate of femicides	I	0,55	2017	0,92	2021	SIGBA, DGEyC
		5.2.1.1 Women victims of family violence assisted in Comprehensive Care Centers for Women (CIMS, for its acronym in Spanish)	Complementary	2.231	2017	17341	2021	SIGBA, DGEyC
		5.2.1.2 Number of phone calls taken in line 144 of assistance to victims of gender-based violence	Complementary	To be defined	To be defined	48.591	2022	SIGBA, DGEyC
	5.4 Recognize and value unpaid care and domestic work through the provision of public services, infrastructure and social protection policies and the promotion of shared responsibility within the household and the family as nationally appropriate	5.4.1 Time gap of unpaid domestic work between men and women per day	I	02:08	2016	02:08	2016	SIGBA, DGEyC
		5.5.1 Percentage of female legislators in the city of Buenos Aires	I	35%	2019	48,3	2022	SIGBA, DGEyC
	5.5 Ensure women's full and effective participation and equal opportunities for leadership at all levels of decision-making in political, economic and public life	5.5.1.1 Percentage of Legislature Commissions chaired by women	Complementary	41,7%	2019	45,8	2022	SIGBA, DGEyC
		5.5.2 Percentage of women in formal private employment in managerial positions	I	3%	2017	42%	2023	SIGBA, DGEyC
		5.5.2.1 Percentage of women in senior and managerial positions in the City Police	Complementary	11,7%	2017	17,40%	2022	SIGBA, DGEyC
		5.5.3 Gender gap in labor income	I	-21,80%	2017	-14,4	2022	SIGBA, DGEyC
		5.5.3.1 Percentage of General Directorates and senior positions in the GCBA occupied by women	Complementary	34,9%	2018	38,80%	2022	SIGBA, DGEyC
5.5.3.2 Number of women in the programme Women Leaders		Complementary	85	2018	38,80%	2022	UNIG, GCBA	
5.5.3.3 Number of companies participating in Public-Private Initiative for Gender Equality		Complementary	46	2020	53	2022	UNIG, GCBA	

5.6 Ensure universal access to sexual and reproductive health and reproductive rights as agreed in accordance with the Program of Action of the International Conference on Population and Development and the Beijing Platform for Action and the outcome documents of their review conferences	3.7.1. Rate of unplanned pregnancy	I	60%	2016	55 %	2022	Maternity and Childhood Team. General Directorate of Hospitals. Undersecretariat of Hospital Care.	
	3.7.2 Percentage of contraceptive method use in unplanned pregnancies recorded in Perinatal Information System (SIP) - Maternity Hospitals from the GCBA	I	75.5% of women who did not plan their pregnancy report not having used contraception	2018	71 %	2022	Maternity and Childhood Team. General Directorate of Hospitals. Undersecretariat of Hospital Care	
	3.7.3. Early adolescent fertility rate (10-14 years) per 1,000 women	I	0,3	2015/2017	0,1	2019/2021	Vital statistics	
	3.7.5. Late adolescent fertility rate (15-19 years) per 1,000 women	I	22,7	2015/2018	9,2	2019/2021	Vital statistics	
6: Clean water and sanitation	6.1 By 2030, achieve universal and equitable access to safe and affordable drinking water for all.	6.1.1 Percentage of population with public tap water in the dwelling	I	97,5%	2010	97,50%	2010	National Population Census, Dwellings and Housing. - National Institute for Statistics and Censuses (INDEC)
		6.1.1.1 Percentage of the population in private dwellings with access to public tap water, in neighborhoods undergoing redevelopment and integration processes	Complementary	Barrio 31 neighborhood: 91.3%; Barrio 20 neighborhood: 95.5% public tap water; Rodrigo Bueno neighborhood: 88.4% public tap water; Fraga neighborhood: 89.9% public tap water	2016	Barrio Mugica: 100% Rodrigo Bueno: 100% Playón de Chacarita: 100% Barrio 20: 100%	2023	Socio-demographic survey and administrative records (Secretariat of Social and Urban Integration); Census - City Housing Institute
	6.2.1 Percentage of population with a flush toilet (flush button, chain, etc.) to public sewerage system	I	96,2%	2010	96,20%	2010	National Population Census, Dwellings and Housing. - National Institute for Statistics and Censuses (INDEC)	

6.2 By 2030, achieve access to adequate and equitable sanitation and hygiene for all and end open defecation, paying special attention to the needs of women and girls and those in vulnerable situations	6.2.1.1 Percentage of population in private dwellings with availability of sewerage system, in neighborhoods undergoing redevelopment and integration processes	Complementary	Barrio 31 neighborhood: 89% (sewage and storm drains network (44.4%); sewage network only (44.6%); septic tank and soak pit (0.7%); soak pit only (2.9%); hole, excavation in the ground. (0.1%))	2016	Barrio Mugica: 100% Rodrigo Bueno: 100% Playón de Chacarita: 100% Barrio 20: 100%	2023	Socio-demographic survey and administrative records (Secretariat of Social and Urban Integration); Census - City Housing Institute
7.1 By 2030, ensure universal access to affordable, reliable and modern energy services	7.1.1 Percentage of households with grid electricity	I	99,5%	2010	99,50%	2010	National Population Census, Dwellings and Housing. - National Institute for Statistics and Censuses (INDEC)
	7.1.1.1 Percentage of population with access to electricity, in neighborhoods undergoing redevelopment and integration processes.	Complementary	Barrio 31 neighborhood : 98.2% (informal access); Barrio 20 neighborhood: 99.6% (86.1% without power meter, 13.6% with power meter, 0.4% no connection); Rodrigo Bueno neighborhood: 99.2% (99.2% without power meter, 0% with power meter, 0.8% no connection); Fraga neighborhood: 99.8% (90.4% without power meter, 9.3% with power meter, 0.2% no connection)	2016	Barrio Mugica: 100% Rodrigo Bueno: 100% Playón de Chacarita: 100% Barrio 20: 100% Barrio 21-24: 51%	2023	Socio-demographic survey and administrative records (Secretariat of Social and Urban Integration); Census - City Housing Institute

7: Affordable and clean energy		7.1.1.2 Percentage of population with access to clean cooking fuels in neighborhoods undergoing redevelopment and integration processes.	Complementary	Barrio 31 neighborhood: 97.4%; Barrio 20 neighborhood: 0.9% without gas, 2.6% without meter, 91.3% gas cylinder, 5.4% with meter; Rodrigo Bueno neighborhood: 1.9% without gas, 2.1% without meter, 96.9% gas cylinder, 0% with meter; Fraga neighborhood : 93% without gas, 4.1% without meter, 1.7% gas cylinder, 1.1% with meter.	2016	Barrio Mugica: 100% Rodrigo Bueno: 100% Playón de Chacarita: 100% Barrio 20: 100%	2023	Socio-demographic survey and administrative records (Secretariat of Social and Urban Integration); Census - City Housing Institute
		7.1.2 Percentage of population with access to clean cooking fuels.	I	99,8%	2010	99,80%	2010	Vital statistics
	7.2 By 2030, increase substantially the share of renewable energy in the global energy mix	7.2.1 Number of smart roofs and installations registered in map	I	102	2019	296	2022	APrA, GCBA
	7.3 By 2030, double the global rate of improvement in energy efficiency	7.3.1 Intensity of energy use according to the total economic activities	I	130,1 146,4	jul/2015 dic/2015	168 163,7	jul/2022 dic/2022	ICA
	8.2 Achieve higher levels of economic productivity through diversification, technological upgrading and innovation, including through a focus on high-value added and labor-intensive sectors	8.2.1 Annual growth rate of GGP per capita	I	\$ 636.089	2017	\$ 2.334.235	2021	DGEyC, GCBA

8: Decent work and economic growth	8.3 Promote development-oriented policies that support productive activities, decent job creation, entrepreneurship, creativity and innovation, and encourage the formalization and growth of micro-, small- and medium-sized enterprises, including through access to financial services	8.3.1 Number of companies registered in the City of Buenos Aires	I	137.528	2016	129.537	2022	OEDE
	8.5 By 2030, achieve full and productive employment and decent work for all women and men, including for young people and persons with disabilities, and equal pay for work of equal value	8.5.1 Employment rate of the working age population	I	50,0%	2017	51,90%	2022	General Directorate for Statistics and Censuses (Ministry of Treasury and Finance - GCBA). Quarterly Employment and Income Survey (ETOI for its acronym in Spanish).
		8.5.2 Registered occupancy rate	I	81,60%	2015	83,10%	2022	General Directorate for Statistics and Censuses (Ministry of Treasury and Finance - GCBA). Quarterly Employment and Income Survey (ETOI for its acronym in Spanish).
		8.5.4 Gender gap in labor income	I	-21,80%	2017	-14,4	2022	SIGBA (DGEyC)
	8.6 By 2020, substantially reduce the proportion of youth not in employment, education or training	8.6.1 Porcentaje de jóvenes (de 18 a 29 años) que no estudian, no trabajan ni buscan empleo	I	11,9%	2018	11,20%	2022 (4th trimester)	General Directorate for Statistics and Censuses (Ministry of Treasury and Finance - GCBA). Quarterly Employment and Income Survey (ETOI for its acronym in Spanish).
		8.6.2 Unemployment rate of young people aged 18-29 and over	I	15,18	2018	10,8	2022	DGEyC, GCBA
	8.9 By 2030, devise and implement policies to promote sustainable tourism	8.9.1. Employment registered in the characteristic branches of tourism (RCT for its acronym in Spanish.)	I	152.1 thousands	2017	138.5 thousands	2022	ENTUR, GCBA
		8.9.2 International tourism expenditure through Ezeiza and Aeroparque airports and the Port of Buenos Aires	I	US\$ 1.868 millions	2017	US\$ 1141 millones	2022	International Tourism Survey (ETI), National Institute for Statistics and Censuses (INDEC) - Tourism Secretariat (SECTUR)

	that creates jobs and promotes local culture and products	8.9.3 National tourism expenditure	I	US\$ 645 millions	2019	US\$ 649.2 millones	2022	ENTUR, GCBA
		8.9.4 Total international tourists in the City of Buenos Aires	I	2,56 millions	2017	1,54 millones	2022	ENTUR based on the International Tourism Survey (ETI) and National Directorate of Migration.
		8.9.5 Total national tourists in the City of Buenos Aires	I	6.9 millions	2019	5,51 millones	2022	ENTUR, GCBA
9: Industry, Innovation and Infrastructure	9.1 Develop quality, reliable, sustainable and resilient infrastructure, including regional and transborder infrastructure, to support economic development and human well-being, with a focus on affordable and equitable access for all.	9.1.1 Number of kilometers of the Metrobus network	I	0 km	2010	104,7 km	2022	Secretariat for Transport and Public Works, GCBA
		9.1.1.1 Number of passengers that travel by subway, on average per working day, per line	Complementary	Line A: 249,641 Line B: 351,037 Line C: 195,407 Line D: 333,281 Line E: 87,407 Line H: 133,749	abr/21	Line A: 152.583 Line B: 211.740 Line C: 119.527 Line D: 207.752 Line E: 78.714 Line H: 92.421 PM: 3.110	abr/23	SBASE
		9.1.1.2 Cantidad de pasajeros transportados en subterráneo, en promedio por día hábil, total líneas	Complementary	1350520	2019	865.847	abr/23	SBASE
		9.1.2 Number of kilometers of bicycle paths	I	0 KM	2007	305	2023	Secretariat for Transport and Public Works, GCBA
		9.1.3 Percentage of trips on public transport per day.	Complementary	86.5%	2018	45,70%	2022	Biannual public transport user satisfaction survey, Secretariat for Transport
		9.1.4 Percentage of progress in planned public works of the hidrúlico plan	Complementary	Cilañez: 54,35%	6/21	87%	2023	Secretariat of Management Planning, Evaluation and Coordination, GCBA
		9.2 Promote inclusive and sustainable industrialization and, by 2030, significantly raise industry's share of employment and gross domestic product, in line with national circumstances, and double its share in least developed countries	9.2.1 GGP per employed population	I	\$ 740.567	2017	\$ 2.775.736	2021
9.2.2. Unregistered employment rate	I		17,7	2015	16,90%	2022	EAH (DGEyC)	
9,2,3 Total exports in dollars	I		9.035.192.000	2017	6.545.855.000	2021	General Directorate for Statistics and Censuses - data from BCRA	

	9.5 Enhance scientific research, upgrade the technological capabilities of industrial sectors in all countries, in particular developing countries, including, by 2030, encouraging innovation and substantially increasing the number of research and development workers per 1 million people and public and private research and development spending	9.5.1. Level of investment in research and development activities in relation to GGP	I	0,68%	2015	0,66%	2021	DGEyC, GCBA
		9.5.2 Public Wi Fi spots	Complementary	897	2020	897	2022	JGM, GCBA
10: Reduced inequalities	10.2 By 2030, empower and promote the social, economic and political inclusion of all, irrespective of age, sex, disability, race, ethnicity, origin, religion or economic or other status	10.2.1 Number of initiatives that promote inclusion and the promotion and protection of human rights	III	300 initiatives	2018	46 acciones (3 programas)	2023	Undersecretariat for Human Rights and Cultural Pluralism.
		10.2.1.1 Population directly impacted by public initiatives of social inclusion, accompaniment and protection of human rights.	Complementary	15.500	2018	80.000	2023	Undersecretariat for Human Rights and Cultural Pluralism.
	10.3 Ensure equal opportunity and reduce inequalities of outcome, including by eliminating discriminatory laws, policies and practices and promoting appropriate legislation, policies and action in this regard	10.3.1 Number of integration actions that promote non-discrimination	III	80 actions	2018	157 acciones (10 programas)	2023	Undersecretariat for Human Rights and Cultural Pluralism.
		10.3.1.1 Population participating in integration actions that promote non-discrimination, cultural pluralism, sexual diversity and the promotion of Human Rights	Complementary	900000	2018	1.641.500	2023	Undersecretariat for Human Rights and Cultural Pluralism.
11.1 By 2030, ensure access for all to adequate, safe and affordable housing and basic services and upgrade slums	11.1.1 Percentage of population living in deficient quality housing with irregular tenure	I	1,10%	2010	National census 2022, data not available to date		National Population Census, Dwellings and Housing, INDEC	
	11.1.2 Population density of the city (inhabitant/km2)	III	15,017	2017	15,104	2022	DGEyC, GCBA	
	11.2.1 Percentage of population within 5 blocks of a public transport station or stop	I	99,70%	2010	99,8% 42,3% (Only Subway)	2022 april/23	Own elaboration, Secretariat for Transport, based on National Population Census, Dwellings and Housing (INDEC) and existing lines of public transport	

11: Sustainable cities and communities	11.2 By 2030, provide access to safe, affordable, accessible and sustainable transport systems for all, improving road safety, notably by expanding public transport, with special attention to the needs of those in vulnerable situations, women, children, persons with disabilities and older persons	11.2.1.1 Average frequency of subways during peak hours on working days, per line	Complementary	00:05:27	may/21	Linea A: 3:58 Linea B: 4:20 Linea C: 3:39 Linea D: 3:45 Linea E: 6:15 Linea H: 4:00 PM: 9:26 Red sin PM: 4:13	april 2023	SBASE
		11.2.1.2 Percentage of subway stations with WIFI access	Complementary	100,00%	2019	100%	2023	SBASE
		11.2.1.3 Percentage of stations with accessibility (lifts and escalators in operation)	Complementary	79% lifts 93% escalators	may/21	88% Lifts 95% escalators	april 2023	SBASE
		11.2.1.4 Number of permanent pedestrian areas	Complementary	2	2016	6	2022	MEPHU, GCBA
		11.2.1.5 Number of Ecobici users	Complementary	161000	2015	335000	april 2023	Secretariat for Transport and Public Works, GCBA
		11.2.1.6 Number of bicycle commutes	Complementary	263.454 (Ecobici) 405.000 (total bicycles)	2021	216239 (Ecobici)	abr/23	Secretariat for Transport and Public Works, GCBA
		11.2.1.7 Number of Ecobici stations	Complementary	230	abr/21	320	april 2023	Secretariat for Transport and Public Works, GCBA
11: Sustainable cities and communities	11.4	11.4.3 Number of Historic Protection Areas (HPAs for its acronym in Spanish) and Buffer Zones	I	40	2015	40	2022	Urban planning Code
		11.4.5 Number of participants in activities to raise awareness and disseminate the tangible and intangible heritage	I	465000	2018	10591	2022	Annual register of attendees to activities of the Operation Management of Heritage, Museums and Historical Centre; Sessions; etc.
11: Sustainable cities and communities	11.6	11.6.1 Total tons (on an annual basis) at Ecological Coordination in the Metropolitan Area (CEAMSE, for its acronym in Spanish)landfill	I	1.497.656 tn	2012	828.185 tn año	2022	SSHU, GCBA
		11.6.2 Annual Arithmetic Mean of PM10 in ug/m3	I	26 (Qg/m3 PM10)	2016	27 (Qg/m3 PM10)	2022	Annual Statistics of Atmospheric Monitoring Stations - Operation Management of Environmental Determinations and Laboratory
		11.7.1 Area of green spaces per inhabitant	I	6,08 (m2/hab)	2016	6,7 (m2/hab)	2021	DGEyC, GCBA


		11.7.1.1 Number of hectares of public green space	Complementary	1.826,1	2016	4,295,6	2023	DGEyC, GCBA
	11.7 By 2030, provide universal access to safe, inclusive and accessible, green and public spaces, in particular for women and children, older persons and persons with disabilities	11.7.2 Green space protection initiatives	I	Sanction of the Contaminated Sites Management Law (Law N.º 6117)	2019			DGEVA
		11.7.2.1 Number of m2 of public spaces for new uses (regenerated public space, gastronomic zones, recreation zones)	Complementary	To be defined	2020	390.000 m2	2020	MEPHU, GCBA
		11.7.2.3 Number of activities programmed by the Ministry of Culture in public spaces	Complementary	1026	2019	2261	2022	Ministry of Culture
		11.7.5 Number of meters of physical accessibility to events and cultural activities programmed by the Ministry of Culture	Complementary	478mts	2019	486 mts	2022	Ministry of Culture
		12.5.1 Daily proportion (annual basis) of treated waste over the total generated waste	I	78%	2018	81%	2022	SSHU, GCBA
	12.5 By 2030, substantially reduce waste generation through prevention, reduction, recycling and reuse	12.5.1.2 Daily tons (other flows) treated at the City Recycling Center and MBT plant, at the Villa Soldati Recycling Center	Complementary	4340 tons	2018	4276 tons	2022	SSHU, GCBA
		12.5.2.2 Number of litres of AVUS recovered	Complementary	35.000 litres	2018	46.718 litres	2022	GOREGU - DGPOLEA - APRA, GCBA
		12.5.3 Tons of RAEES managed	I	278	2019	157,9 tons	2022	SECA, GCBA
		12.5.4 Porportion of residents that separate waste at home	II	45%	2020	53%	dec/2022	SSHU, GCBA
12: Responsible Consumption and Production		12.7.1 Number of specifications with sustainability criteria out of the total number of centralized hiring	I	67%	2018	94,00%	2022	Electronic Transaction Platform "Buenos Aires Compra" (BAC)(Ministry of Treasury and Finance)
	12.7 Promote public procurement practices that	12.7.1.1 Number of GCBA purchasing and contracting processes with the participation of suppliers with the Popular Value seal.	Complementary			222	2023	MDHyH

	are sustainable, in accordance with national policies and priorities	12.7.1.2 Percentage of GCBA Jurisdictions that purchased from suppliers with the popular value seal	Complementary			67,00%	2023	MDHyH
		12.7.1.4 Number of SMEs registered in BAC	Complementary			7098	2023	Ministry of Economy
		12.7.1.5 Number of Suppliers with the Women's Company Seal registered in BAC.	Complementary			205	2023	Ministry of Economy
13: Climate action	13.1 Strengthen resilience and adaptive capacity to climate-related hazards and natural disasters in all countries	13.1.1 Land area protected from flooding after rainstorm events with an intensity of up to the equivalent of Tr=10 years (km ²)	I	2	2018	84,50%	2023	Hydraulic Plan Special Project Unit, GCBA
	13.2 Integrate climate change measures into national policies, strategies and planning	13.2.1 Greenhouse gases emissions (tCO ₂ eq/year)	I	13.100.079 tCO ₂ eq/yr	2016	10348919 tCO ₂ eq/yr	2020	APrA, GCBA
		13.2.2 Air Pollutant Reduction - Average Carbon Monoxide Concentrations (PPM)	Complementary	To be defined	To be defined	< 2PPM	2023	APrA, GCBA
	13.3 Improve education, awareness-raising and human and institutional capacity on climate change mitigation, adaptation, impact reduction and early warning	13.3.1 Number of residents reached by environmental awareness and adoption of new sustainable habits activities	I	137.831	2019	135623	2022	APrA, GCBA
15: Life on land	15.1. By 2020, ensure the conservation, restoration and sustainable use of terrestrial and inland freshwater ecosystems and their services, in particular forests, wetlands, mountains and drylands, in line with obligations under international agreements	15.1.1 Number of protected hectares in the City	I	385 hectares	2016	417.5 ha	2022	SECA, GCBA
		15.1.2 Number of animal and plant species reintroduced in conservation areas	I	3.637	2020	3637	2022	SECA, GCBA
		15.1.3 Number of visitors of conservation areas	II	1.500.000	2020	2.505.861	2022	SECA, GCBA
	15.2. By 2020, promote the implementation of sustainable management of all types of forests, halt deforestation, restore degraded forests and substantially increase afforestation and reforestation globally	15.2.1 Percentage of the surface area of the Lago Lugano Natural Park Reserve recovered	I	15%	2019	27%	2023	SGORE Records, APrA, GCBA
		15.2.2 Number of hectares of Conservation Areas opened to the public	II	363,6	2019	402 Ha.	2022	SECA, GCBA
		15.2.3 Number of planted trees	II	To be defined	To be defined	445.000	2021	SSGCOM, GCBA

	15.5 Take urgent and significant action to reduce the degradation of natural habitats, halt the loss of biodiversity and, by 2020, protect and prevent the extinction of threatened species	15.5.1 Number of programs for the conservation of native flora and fauna	I	5	2019	6	2022	SECA, GCBA
16: Peace, justice and strong institutions	16.3 Promote the rule of law at the national and international levels and ensure equal access to justice for all	16.3.1 Number of cases of women who have suffered gender-based violence and received assistance from the Center for Coordination and Control (CUCC, for its acronym in Spanish) and the Undersecretariat of Justice.	I	86	2019			Monitoring Center, Undersecretariat of Justice
		16.3.2.1 Number of requests and claims filed with the Ombudsman's Office	Complementary	7.436	2016	5.558	2022	DGSOCAI, GCBA
	16.5 Substantially reduce corruption and bribery in all their forms	16.5.1 Active Transparency Subindex	I	59%	2017	73%	2021	Ministry of Government, GCBA
	16.6 Develop effective, accountable and transparent institutions at all levels	16.6.1. Number of City's Commitments made to the citizenship	I	20	2016	150	2023	SSGOARCU, GCBA
	16.7 Ensure responsive, inclusive, participatory and representative decision-making at all levels	16.7.1 Number of civil society organizations, academia and companies involved in open government initiatives	I	50	2020	143	mayo 2023	SSGOARCU, GCBA
	16.10 Ensure public access to information and protect fundamental freedoms, in accordance with national legislation and international agreements	16.10.1 Existence of a law on access to public information	I	Existence of the Law N° 104	2016	Norm supplemented by a broad set of regulatory provisions	2022	DGSOCAI, GCBA
		16.10.1.1 Number of queries made regarding information access	Complementary	1963	2017	4554	2022	DGSOCAI, GCBA
		16.10.1.2 Percentage of requests for access to information answered in proper form	Complementary	83%	2017	96%	2022	DGSOCAI, GCBA
16.10.1.3 Number of datasets in BA Data		Complementary	400	2020	431	2023	SSGOARCU, GCBA	

17: Partnerships for the goals	17.9 Enhance international support for implementing effective and targeted capacity-building in developing countries to support national plans to implement all the sustainable development goals, including through North-South, South-South and triangular cooperation	17.9.1. Percentage of initiatives of international cooperation that aim to implement SDGs at the local level	I	100%	2016	100%	2023	General Directorate for International Relations and Cooperation
	17.16 Enhance the global partnership for sustainable development, complemented by multi-stakeholder partnerships that mobilize and share knowledge, expertise, technology and financial resources, to support the achievement of the sustainable development goals in all countries, in particular developing countries	17.16.1. Percentage of networks of cities in which the City of Buenos Aires participates with the aim of supporting the achievement of the SDGs	I	100%	2016	100%	2023	General Directorate for International Relations and Cooperation
	17.17 Encourage and promote effective public, public-private and civil society partnerships, building on the experience and resourcing strategies of partnerships	17.17.1 Number of Civil Society Organizations member of the Strategic Planning Council (CoPE for its acronym in Spanish)	I	152	2015	232	2022	CoPE, UCPE
		17.17.2 Number of Participatory Strategic Plans and/or updates made by the Strategic Planning Council (CoPE)	I	3	2015	5	2022	CoPE, UCPE
		17.17.3 Number of Bills submitted by the Strategic Planning Council (CoPE) to the Legislature	I	13	2015	41	2022	CoPE, UCPE
		17.17.4 Number of Recommendations submitted by the Strategic Planning Council (CoPE) to the Executive Branch	I	8	2015	15	2022	CoPE, UCPE



BA Buenos Aires Ciudad  **DS 2030**