



VOLUNTARY LOCAL REVIEW

Buenos Aires adaptation of the 2030 Agenda



2020

Authorities

Chief of Government

Horacio Rodríguez Larreta

Deputy Chief of Government

Diego Santilli

Chief of Cabinet

Felipe Miguel

Secretary General and International Relations

Fernando Straface

Undersecretary of Open Government and Accountability

Florencia Romano

Undersecretary of International and Institutional Relations

Francisco Resnicoff

Undersecretary of Federal Urban Cooperation

Lucas Delfino

Produced by

Angeles Arano

Ignacio Cámara

Mariana Cammisa

Benardo Zamichiei

In collaboration with

Isabel Alfaro

Dolores Arrieta

Violeta Belver

Nicolás Ferme

Maricel Lonatti

Luciana Roberts

Design

Rodrigo Martínez Ruiz

Contact

www.buenosaires.gob.ar/ods

secretariageneral@buenosaires.gob.ar

Edition

July 2020

1. Foreword	4
2. Buenos Aires City profile	9
3. Introduction: Buenos Aires' advances in the Sustainable Development Goals	12
4. Localization of the 2030 Agenda in Buenos Aires City	15
5. Localization of the 2030 Agenda in Buenos Aires City	19
A sustainable city vision	
SDG 3: Good health and well-being	21
SDG 4: Quality education	30
SDG 5: Gender equality	39
SDG 11: Sustainable cities and communities	48
SDG 13: Climate action	59
SDG 16: Peace, justice and strong institutions	68
6. Conclusions	78
7. Annex	82

1.

Foreword





Horacio Rodríguez Larreta

Chief of Government of Buenos Aires City

For more than a decade, and mainly since we formally adhered in 2016, in Buenos Aires we have been working under the guidance of the SDGs to build a more sustainable, safe, resilient and inclusive city that generates new and better opportunities for all.

While we have made great progress in most of the SDGs in these years, we have recently achieved very satisfactory results in those SDGs related to equal rights, the transformation of public education, care for the environment and the strengthening of democratic institutions.

Together with each of our neighbors, we are building a City committed to gender equality and diversity. A City that promotes the integration of vulnerable neighborhoods and that is facing a profound educational transformation. A City that involves citizens in decision-making processes, that encourages transparency and confronts climate change, building new green spaces and betting on sustainable mobility.

We have come a long way. But it is also true that there is still much to be done. And all that remains to be done, we will have to face it under a new global context that imposes new challenges for all cities.

The emergence of COVID-19 accelerated our planning and led us to give even more impetus to many goals we had projected forward. The initiatives taken to strengthening the capacities of the health system, access to virtual education, availability of cultural offerings and citizen participation are some examples that account for the progress made in the 2030 Agenda.

For the second year in a row, we want to report on our progress towards the Sustainable Development Goals. This Voluntary Local Review gathers some of the most outstanding initiatives we have adopted during the pandemic and gives an account of those SDGs that, in this context, become more urgent to face the health emergency and take care of the integral well-being of each person.

We are certain that, once the pandemic is over, the world will not be the same. Some of the challenges we face in cities are likely to be greater.

In this sense, the SDGs invite us to address recovery actions and the construction of a new normality from a sustainable and safe perspective in terms of health.

Cities are protagonists in the fight against the pandemic. And today, more than ever, we are global players who, by cooperating and exchanging experiences, must sustain the progress made so far and redouble our efforts to achieve what still remains to be done..



Fernando Straface

Secretary General and International Relations

Since their adoption in 2015, the Sustainable Development Goals have become the main guidelines for cities to work with all sectors to build a sustainable future.

The City of Buenos Aires has been committed to the SDGs from the beginning and in 2019 became one of the first cities in the world to present its Voluntary Local Review at the United Nations High-Level Political Forum on Sustainable Development. This report constitutes a new milestone in the commitment of the City of Buenos Aires to the 2030 Agenda.

Globally, cities are taking the lead in the fight against COVID-19 and in addressing the health, social and economic consequences of the pandemic. At the same time, in recent months, mayors and local officials around the world began to share their responses, successes and failures to the pandemic without restriction. The unprecedented global urban cooperation we are experiencing shows how important the international institutions and forums that bring together the world's major cities are to discuss coordinated responses to global challenges.

For years now, cities have been agreeing on joint commitments to key challenges of enormous impact. It is possible to say that their joint action at the international and regional level anticipates a world where more cities define common objectives and goals that will have an impact on the construction of sustainable and resilient communities. The local adaptation of the SDGs is an example of this.

In this sense, the City of Buenos Aires adopted a rapid response to the COVID-19 crisis that was made possible by a decade of having a rigorous management method, based on planning and monitoring, which allowed for the rapid organization of task forces and the adoption of a multiplicity of measures in a very short period of time. The City was able to prepare to face the emergency and strengthen the health system, continue with education in virtual mode and count on the participation of citizens to assist the most vulnerable population.

This report sets out the initiatives taken in response to the crisis that lead to significant progress on SDG 3 Good Health and Wellbeing; SDG 4 Quality Education; SDG 5 Gender Equality; SDG 11 Sustainable Cities and Communities; SDG 13 Climate Action and SDG 16 Peace, Justice and Strong Institutions.

This new report reaffirms our commitment to 2030 Agenda and the efforts made to achieve a resilient, safe, inclusive and sustainable city.



Roberto Valent

United Nations Resident Coordinator in Argentina

Within the framework of the Sustainable Development Goals set out in the 2030 Agenda, governments, communities and urban agents represent essential actors, positioned to understand the needs of the territory, as well as the challenges and collective capacities. They are therefore key partners in the implementation of the SDGs.

Social, economic and environmental development strategies at the urban level are key to effectively addressing disparities between territories; they can foster bottom-up social cohesion, generate local business opportunities and jobs, and include all marginalized communities - especially women and youth - in public decision-making processes. The urban and local sphere is also a space for innovation, as it encourages and allows for more effective solutions that add value directly to the people affected by development challenges.

The urban population in Latin America and the Caribbean has tripled in the last 40 years to over 588 million people. The region thus constitutes the area with the highest proportion of urban population (nearly 85%) of all developing regions, and the second most urbanized region in the world. Small and medium-sized cities, in particular, are the fastest growing and represent the greatest opportunity to implement the planning necessary to promote sustainable development.

Meanwhile, cities around the world are now at the forefront of the battle against COVID-19. They are the first sphere on which social, economic and environmental effects have impact. Today, more than ever, joint action by cities is required, both globally and regionally, to coordinate response and recovery actions.

The 2030 Agenda is more relevant than ever before. The pandemic has made structural inequalities more evident. The principles of the SDGs and the 2030 Agenda are vindicated as a key tool for the diagnosis and design of policies for inclusive and sustainable development. The Agencies, Funds and Programs of the United Nations assume a two-pronged commitment: urgently support the processes aimed at curbing the impact of the global crisis, and accompany the implementation of a recovery focused on sustainable development, "building back better" without leaving anyone behind. In this sense, the local adaptation of the SDGs is an excellent framework for cooperation and planning.

The City of Buenos Aires, a cosmopolitan city and globally recognized as one of the largest cultural centers on the planet, is also an example of commitment to the SDGs, is a global leader in the preparation and presentation of the Voluntary Local Review. The United Nations System in Argentina celebrates the publication of this new review, which reaffirms the City's involvement with the 2030 Agenda and the SDGs. And we reaffirm our commitment to the City -its government, its citizens and its environment- to accompany all its efforts towards a sustainable, inclusive and fair development that consolidates equal opportunities.

2.

Buenos Aires City Profile



Buenos Aires City Profile

The Autonomous City of Buenos Aires, also known as Capital Federal for being the seat of the Federal Government, is the capital of Argentina. It is the largest urban area in the country and, together with its metropolitan area, concentrates the largest amount of population and economic activity in Argentina. It is also one of the 20 most populated metropolitan areas in the world.

From the political-administrative point of view, the City has been autonomous since 1994. The City's Government is organized in an Executive, a Legislative and a Judicial branch and since 2016 it has its own police force. Horacio Rodríguez Larreta is the Chief of Government and Diego Santilli is the Deputy Chief of Government, reelected for the period 2019-2023.



The City has 3 million inhabitants distributed in 48 neighborhoods that are grouped into fifteen communes. Women are the majority in the City; there are 113 women for every 100 men. Taking into account the age of the inhabitants, it is considered that the City has an aging population since 16% of the inhabitants are over 65 years old. The average age of the population is 38, and life expectancy at birth is 82 for women and 75 for men.

Buenos Aires was, and still is, a recipient of immigrants from the rest of the country and from other countries. In this sense, 38% of its residents were born outside of the City. Its urban profile is eclectic; because of immigration, the styles of art deco, art nouveau, neo-gothic and French borbonic are mixed.

The City of Buenos Aires is among the cities with the highest quality of life in Latin America¹. It stands out for having a very active cultural life. It has more than 1.300 green areas to enjoy, do sports and ride a bicycle. It has a quality, free and public education system and health care.

The income per capita is one of the highest in Latin America and it is equivalent to a quarter of the country's total gross product. The City's main economic activities are the service sector, communications, transportation and financial services².


Source


General Directorate for Statistics and Censuses of the City of Buenos Aires, 2018.


1. *Global Liveability Index, The Economist 2019*

2. *Dirección General de Estadísticas y Censos, Gobierno de la Ciudad de Buenos Aires*

BUENOS AIRES IN NUMBERS

38 years old
Average age 

202 km²
Surface 

15.038 pop/km²
Density 



2.9 Million
inhabitants


54% women

38% foreigners

16% + 65 years old

POLITICAL ORGANIZATION

Autonomous city (1994) 

Decentralized
in 15 communes 



GREEN SPACES

1826,1 ha.

6.08 m²/person

385 protected areas



EDUCATION

1.803
public schools

98%
enrollment (4-17y/o)

15.000
young people trained in the
jobs of the future



ECONOMY

Exports:
324 million USD

Services:
84% GRP

TRANSPORT

195 M
users of public transport/month

250 km
of bike lanes

400
Ecobici stations

8
Metrobus lanes

HEALTH

35% population with exclusive
public health coverage

Electronic Clinical Record (ECR)
in all health centers.

3.

Introduction





Buenos Aires advances in the sustainable development goals

The current global context imposes new challenges in the implementation of the 2030 Agenda, but at the same time, it represents an opportunity to accelerate profound changes in our societies to build back better. In this sense, the SDGs are a framework to guide the actions that will lead us to a sustainable future. Reducing inequalities, building healthy, resilient, inclusive and sustainable cities become today, more than ever, the priority and urgent objectives.

This report presents the work done by the City of Buenos Aires in response to the COVID-19 crisis. Some initiatives especially adopted in the context of the pandemic are highlighted, which account for the adaptation to the 2030 Agenda in six SDGs: 3, 4, 5, 11, 13 and 16.

SDG 3 – Good Health and Well-being The City's health care system was restructured with the aim of increasing the installed capacity and diversifying emergency care channels. In addition, measures were taken to strengthen the care of the most vulnerable population and to ensure the well-being of all citizens.

SDG 4 – Quality Education The City of Buenos Aires has been working to improve the quality of its educational offering year after year, implementing innovative educational policies to prepare children in the use of new technologies and the jobs of the future. This educational transformation has made it possible to continue education in a virtual mode and to keep the entire educational community connected.

SDG 5 – Gender Equality The City applied measures with a gender perspective to address the COVID-19 crisis with the aim of mitigating the negative effects of the emergency on women and generating protocols to reduce the economic consequences during the end of the lockdown period.

SDG 11 – Sustainable cities and communities Preparing public space to avoid crowding, facilitating the use of sustainable means of transport, working on urban hygiene and continuing with the social and urban integration of the most vulnerable population are the fundamental pillars for achieving a more sustainable city in the emergency and reactivation period.

SDG 13 – Climate action The Climate Change Agenda that the City of Buenos Aires has been promoting will be one of the main pillars within the strategy to overcome the crisis. This Agenda combines public policies that promote the development of a new, low-carbon, circular economy with more opportunities for all.

SDG 16 – Peace, Justice and Strong Institutions Buenos Aires has been working to have quality institutions and an open, innovative, accountable government that commits, complies and that invites all the neighbors to commit. These pillars were fundamental to adapt in a fast, efficient and coordinated way when facing the emergency and to set new government standards for the reactivation phase.

For the second consecutive year, the City of Buenos Aires presents its Voluntary Local Review that reports on its progress implementing the 2030 Agenda. At a time marked by a profound health, economic and social crisis, it is extremely valuable to be able to exchange experiences and collaborate in international discussions to find common solutions and rebuild the path towards sustainable development.



4.

Localization of the 2030 Agenda in Buenos Aires City



1. Localization of the 2030 Agenda in the City

The City of Buenos Aires committed to the Sustainable Development Goals in 2016 after signing the Cooperation Agreement with the National Council for the Coordination of Social Policies (CNCPS, for its acronym in Spanish), in charge of the adaptation at the national level. In 2019 the City presented its first Voluntary Local Review at the United Nations High-Level Political Forum, where it also committed itself to present the progress of the SDG in its government agenda every year.

After a process of aligning the Government strategic priorities and developing comprehensive agendas, the City of Buenos Aires adapted its Government Plan to the Sustainable Development Goals of the 2030 Agenda. The City's 2030 Agenda localization was organized in 3 strategic stages: adaptation, awareness and formation of partnerships.

The stage of **adaptation** of the SDG targets to the local reality was related to government priorities and guidelines defined at a national level.

In parallel with the adaptation, the City undertook a series of actions to disseminate and install the 2030 Agenda at local, national and international levels: the **awareness** stage, based on the conviction that localizing the SDGs requires the articulation of multiple stakeholders in the City - the government, the civil society, the private sector and the entire community.

Lastly, the **partnerships** with other local and global cities become essential, to share experiences and exchange good practices. In this third stage, the role of the agencies that promote the Agenda at the global level is relevant, providing working tools and methodology to adapt the SDGs in the City.

2. Adaptation of the Agenda in the COVID-19 crisis

This Voluntary Local Review is the result of the work done by different government agencies throughout the pandemic period to adapt the City's response initiatives to the 2030 Agenda. During the crisis management and in the planning of "the day after", several actions were taken that strengthened the Sustainable Development Goals prioritized by the City and that imply progress in the adoption of the 2030 Agenda.

Given the declaration of the pandemic and the outbreak of cases in other countries of the world, the City of Buenos Aires had the advantage of seeing what was happening in other cities, anticipating and organizing itself to give a quick response to the emergency. It was possible thanks to a decade of experience in implementing a rigorous governance process based on evidence-based policy-making, planning and monitoring of initiatives in different areas which recognize their inputs, responsibilities and accountability. This working method enabled the Government to adapt quickly and effectively to the new context and to organize the work to provide consistent and coordinated responses.

The initiatives the City has been undertaking in the emergency period were adapted to the Sustainable Development Goals.

Monitoring advances in the implementation of the 2030 Agenda

The measures adopted to manage and resolve the crisis were possible thanks to the work that the City has been carrying out in terms of sustainable development. All of them are part of the SDG and constitute an adaptation of the 2030 Agenda to the local needs, in an exceptional period, marked by the health emergency.

Within the City Government, the focal point for development, education, follow up and monitoring of the SDG targets is the General Secretariat and International Relations (SGRI) and has the role of leading SDG prioritization, monitoring indicators and highlighting government priority policies and projects that contribute to sustainable development.

To identify the contributions in this particular context, it was necessary to articulate with all the agencies involved in the execution of outstanding policies in order to adapt them to the prioritized SDG and their respective targets.

This report includes the contributions of the City of Buenos Aires to the 2030 Agenda in 6 prioritized SDG: 3, 4, 5, 11, 13 and 16. For each SDG, the targets that the City had previously prioritized are highlighted, and a series of actions and initiatives taken in the crisis period are described as they contribute to any of those targets.

A selection of the indicators defined for monitoring each SDG are presented to account for this contribution. The full list is provided in the Annex to this document. In addition, complementary indicators are proposed. These refer to the themes contemplated in the SDG targets but without a direct link with the global indicators.

3. Strategic partnerships for the Agenda compliance

Cities are at the forefront of the fight against the pandemic, sharing responses in a time of crisis. From the beginning of the crisis, the City was able to observe what was happening in other cities in the country and in the world, and link up with different networks, organizations and experts who play a fundamental role in facilitating exchange between cities.

The City of Buenos Aires is used to participating and promoting this kind of collaboration, but in the context of the COVID-19 crisis it was intensified. Through conversations among mayors, officials and among technical teams from other cities in the world, experiences are constantly exchanged. In this sense, the creation of **Urban 20** -the G20 Mayors' Summit- and the participation in the **United Nations High-Level Political Forum** were extremely useful instances to promote the exchange with other cities, States and organizations and to find local solutions to the great global challenges.

At the federal level, the City of Buenos Aires actively participates in the **SDG Federal Network of the National Council for the Coordination of Social Policies** (*CNCPS, Consejo Nacional de Coordinación de Políticas Sociales*), where the initiatives of the different Argentine provinces and cities and their local plans for the adaptation of the Agenda 2030 are periodically monitored.

The City of Buenos Aires and its metropolitan area constitute the area with the highest population density in the country and the one that registers the largest number of positive cases of COVID-19. When it comes to implementing policies, work is carried out in constant consultation and coordination with the **National Government** and the Government of the **Province of Buenos Aires**. Likewise, the City promotes exchange and cooperation instances at a federal level with other cities in the country to reflect and learn from other realities that are going through different phases of flexibility and reactivation.

Shaping the new normal also requires the involvement of all relevant actors. The City of Buenos Aires is working articulately with companies, NGOs and universities to coordinate and strengthen collaboration on multiple initiatives for the recovery. These range from straightforward donations and on-the-ground support for vulnerable communities, to the facilitation of educational qualifications and the joint development of solutions to drive the City's gradual "switch on".



5.

Buenos Aires' contributions to the 2030 Agenda





SDG 3 “Good health and well-being”

The City’s health care system was restructured with the aim of increasing the installed capacity and diversifying emergency care channels.



SDG 4 “Quality Education”

Ensure inclusive and quality education for all and promote lifelong learning.



SDG 5 “Gender Equality”

Achieve gender equality and empower all women and girls.



SDG 11 “Sustainable cities and communities”

Preparing public space to avoid crowding, facilitating the use of sustainable means of transport.



SDG 13 “Climate action”

Take urgent action to combat climate change and its impacts.



SDG 16 “Peace, justice and strong institutions”

Promote fair, peaceful and inclusive societies.

3 GOOD HEALTH
AND WELL-BEING



Ensure healthy lives and
promote wellbeing for all
at all ages



3 GOOD HEALTH AND WELL-BEING



- Target 3.1** Maternal mortality
- Target 3.2** Neonatal and child mortality
- Target 3.3** Epidemics
- Target 3.4** Non-communicable diseases
- Target 3.5** Substance abuse
- Target 3.6** Deaths and injuries from road traffic accidents
- Target 3.7** Sexual and reproductive health-care services
- Target 3.8** Health coverage
- Target 3.a** Framework Convention on Tobacco Control (WHO)

The COVID-19 pandemic highlighted the importance of working to ensure the good health and well-being of our citizens. Today, more than ever, we need to work together to achieve strong health systems that can face the new challenges posed by global health crises.

The City of Buenos Aires has a free, quality public health system that is offered to all

citizens who live and transit it. The City has been working for more than a decade to strengthen its public health network, based on primary care and organized in progressive and continuous care, and to promote technological modernization and computerization of clinical and support processes.

“ Strengthening the health system is a priority goal of the City of Buenos Aires in order to increase its response capacity in times of health emergencies and to guarantee access to a free quality public health service. ”

Fernán Quirós

Minister of Health of the Government of Buenos Aires City

Anticipation. When the dramatic situation caused by the pandemic in the health systems of other cities in the world became known, the City of Buenos Aires quickly organized itself with the aim of gaining time to prepare the health system to offer adequate care to all the neighbors who required it. To this end, a suppression strategy was implemented with the aim of preventing an accelerated increase in infections. The strategy was based on three key measures and involved all areas of

government: mandatory quarantine to flatten the infection curve; early detection and isolation of positive cases; and protection of the elderly.

Strengthening the health system. The City's health system was restructured with the objective of increasing installed capacity, **400 intensive care beds along with new respirators and monitors, 1500 general hospital beds, and 5.000 beds in out-of-hospital isolation facilities** for minor patients were added to the system. In

addition, **20 Febrile Emergency Units** were installed outside the hospitals to screen patients with symptoms of COVID-19. New human resources were also incorporated into the health system: more than **2.500 health professionals** were hired, including nearly

1.350 nurses and more than 500 physicians, along with administrative staff, technicians, and others. In addition, 11 ambulances were purchased to transport people.



FEBRILE EMERGENCY UNITS (UFU, BY ITS INITIALS IN SPANISH)

They are modular units installed to create a closed circuit for the care of febrile patients suspected of COVID-19. Their main goal is to avoid potential infections due to the crowding of the emergency rooms.

The UFU is a protected space annexed to the emergency rooms of high complexity hospitals to care for patients with fever and symptoms suspected of COVID-19 in a safe manner. These units are equipped with all the means of prevention for health personnel and avoid the movement of febrile patients through other hospital spaces, thus caring for other health workers and patients.

Each unit has a nursing team that identifies the patient's symptoms and four doctor's offices, where the assessment of the patient's health status is carried out upon arrival. According to the diagnosis and the severity of the symptoms, they are referred to temporary isolation units or to the hospital. Transfers are made by transport units specially allocated to ensure proper arrival at the various destinations.

The City's public health system has 515 intensive care beds, 3.700 intermediate care beds and 5.000 beds in hotels for mildly ill patients.

In addition, 5.500 rooms in 80 hotels in the City were made available to house more than 7.000 Buenos Aires residents returning to the City from abroad to comply with the mandatory 14-day quarantine in the case they had traveled to the country by plane, bus or ship. In addition, other 2.000 hotel beds were made available for mild cases and elderly people requiring assistance.

Assistance channels. Technology and innovation were also put at the service of the health system to diversify medical care and decompress conventional emergency assistance channels in the face of increased

queries from neighbors. In this sense, the City's "BOTI" WhatsApp chatbot was updated, which increased the emergency system's response capacity fivefold. When asked a query, BOTI pre-identifies suspicious cases based on a series of questions about the symptoms and epidemiological history of the person making the query. Possible cases of coronavirus are referred to the Febrile Emergency Unit (UFU) closest to the patient's home.

During the first two months of the emergency, BOTI has received more than 200.000 COVID-19 related queries, of which 60.000 have been triaged by BOTI; while the City's emergency care system (SAME), whose attention capacity was reinforced, received **58.000 COVID-19 related consultation calls.**



Further technological improvements were made within the health system: new software was developed for the mapping and evolution of confirmed cases; and an app was implemented to conduct hospital surveys and patient self-monitoring. All this information is monitored from a **Situation Room**, installed in the Government's headquarters to follow the evolution of the pandemic in the City in real time. This information is published daily on the City Government's website for consultation by the neighbors.

ELECTRONIC HEALTH RECORD (EHR)

The City of Buenos Aires has EHRs in all its Health and Community Action Centers (CeSACs). This tool allows improving the quality of care, since it contains all patient's data, medical history and family background. In addition, this tool allows coordinating care and referrals with some municipalities of the Buenos Aires Metropolitan Area (AMBA), thanks to the implementation of the **AMBA Health Network** that has been installing EHRs in the primary care centers of the metropolitan area since 2018.

Early detection. One of the pillars of the strategy adopted by the City was early detection to identify, as quickly as possible, suspected or confirmed cases of Coronavirus, and thus cut the chain of contagion and prevent the spread of the disease. This system was initially installed in the City's vulnerable neighborhoods. By the end of June, **15.158 swab specimens had been taken** from residents of these locations. Then, this measure was extended to other neighborhoods of the City, where it still continues.





DETECTAR

It is a joint initiative of the City Government and the National Government, it is an active search for people with symptoms and follow up close contacts of Coronavirus positive cases. The operation consists of visiting the homes of those people who had close contact with someone who has tested positive or who have symptoms compatible with Coronavirus.

In accordance with current pandemic health protocols, if a person presents symptoms compatible with the disease, he/she is swabbed at the operation's control post and then taken in a specially adapted taxi to the nearest Febrile Emergency Unit, where he/she will wait for the result. If tested positive for COVID-19, he/she is referred according to his/her care needs. Otherwise, the Ministry of Health will continue to monitor progress by telephone on a daily basis and provide the patient with assistance if required.

Older adults. Caring for the most vulnerable population is the priority for preserving the health and well-being of the neighbors. The population at greatest risk in the City is concentrated in the citizens over 70 years of age, which in the City represent 10% of the population. This is why the **Comprehensive Plan for Older People was launched.** The priority was especially focused on the care of older adults living alone, with their families and those living in vulnerable neighborhoods. Specific policies for the

care, assistance and emotional support of older adults were implemented, with the reinforcement of psychological assistance over the telephone and proactive calls for support. **More than 150.000 older adults received proactive calls from City volunteers.**

In addition, arrangements were made for building janitors to also provide food and care for older people living in buildings. And for those living in vulnerable neighborhoods whose conditions do not allow for isolation,

the City incorporated beds in community centers, hotels and geriatric homes with gerontological care and psychosocial accompaniment.

Since the virus coincided with the arrival of fall, the City strengthened the public

influenza and pneumococcal vaccination program for people over 65 at 80 out-of-hospital centers throughout the City.

More than 256.000 adults over the age of 65 were vaccinated against the flu and pneumococcus.



GREATER CARE (MAYORES CUIDADOS)

It is a volunteer program to assist adults over 70 years of age in buying Food and medicine, walking pets or carrying out procedures during the preventive and mandatory isolation that was launched at the beginning of the confinement period in the City.

If they do not have a Family member, Friend or neighbor who can help them, a volunteer is assigned to them and remains in direct contact to provide them with the necessary assistance. Thanks to this program, it was possible to guarantee the isolation of the most vulnerable population and to promote their health and well-being.

39.000 volunteers, mostly young people, enrolled in the program and assisted more than 11.700 neighbors over 70 years of age.

For more inFormation visit: buenosaires.gob.ar/coronavirus/mayorescuidados

It is worth noting that the City has been working on the digital inclusion of the elderly through the **+Simple Program**, a platform designed especially for the elderly to find digital tools to make their daily lives easier. The platform offers the opportunity to read the newspaper, communicate with family and friends, share moments of life, use the web and social networks, make new friends, attend events or create their own activities.

Since its creation in 2016, more than 101,000 older adults have benefited from digital inclusion programs.

Thanks to this initiative, access to communication has been facilitated for the elderly during the period of social isolation, maintaining communication with their

families and loved ones and being able to access the City's entertainment offer.

Life at home. Ensuring the well-being of citizens during the health emergency period was a challenge and a priority assumed by the City. For this reason, a series of innovative initiatives related to containment and home entertainment were launched.

A digital platform was made available to the public with cultural content; advice on health care and well-being during life in confinement, including recommendations and activities for physical, emotional and spiritual health; exercises and training to keep moving; training sessions; healthy eating.

CULTURE AT HOME (CULTURA EN CASA)

The City of Buenos Aires is internationally recognized for its quality of life and vibrant cultural offerings. Providing the possibility of accessing this offer from home is essential for the City. Culture at home is an online platform that offers quality cultural content, allowing citizens to enjoy at home content from theatre plays, opera and ballet, to museums and galleries tours, audio books and television series.

The platform has more than 650 digital contents regarding children entertainment, concerts, recitals, tours, workshops, theatre, podcasts, books and exhibitions. It has registered more than 3 million visits in the first two months since its launch, including the productions from the Colón Theatre, which reached more than 200,000 reproductions.

For more information visit: buenosaires.gob.ar/culturaencasa

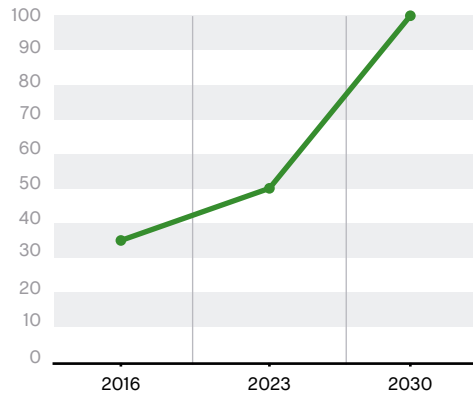
CITY INDICATORS FOR MONITORING THE SDG TARGETS

The following is a selection of the indicators defined for monitoring SDG 3. The full list is provided in the Annex to this document.

TARGET 3.8 Achieve universal health coverage, including financial risk protection, access to quality essential health-care services and access to safe, effective, quality and affordable essential medicines and vaccines for all.

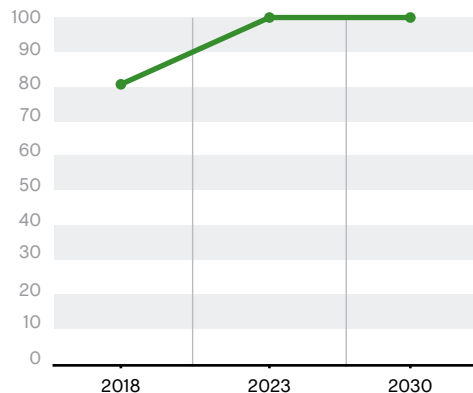
Indicator 3.8.1. Percentage of the population with exclusive public health coverage treated by the health system

Baseline and year	35% (2016)
Target 2023	50%
Target 2030	100%
Source	Annual Household Survey (EAH, for its acronym in Spanish), General Directorate of Statistics and Censuses of the City (DGEYC)



Indicator 3.8.2. Percentage of the population with exclusive public health coverage and a core medical team

Baseline and year	82% (2018)
Target 2023	100%
Target 2030	100%
Source	Comprehensive Health Records (HSI for its acronym in Spanish), Hospital Management System (SIGEHOS)



4 QUALITY
EDUCATION



Ensure inclusive and equitable
quality education and promote
lifelong learning opportunities
for all



4 QUALITY EDUCATION



Target 4.1 Completion of primary and secondary education

Target 4.2 Early childhood care and pre-school education

Target 4.3 Technical, vocational and tertiary education

Target 4.4 Skills for employment

Target 4.5 Elimination of gender disparities

Target 4.6 Literacy and numeracy skills in adults

Target 4.7 Education for sustainability

Target 4.a Inclusive educational facilities

The importance of preparing students for jobs that do not yet exist and their need to develop skills that will enable them to adapt to various contexts and to continue their learning beyond formal educational institutions has long been discussed. In this transformation, technology has an essential role to play: We must merge what we have learned in the past with the possibilities offered by the advances of the present and prepare for those of the future so that students can learn and be prepared for the challenges of tomorrow.

In addition to these aspects, which are part of the educational transformation that is already underway in various cities and countries around the world, in recent months emerged the need to adapt teaching and learning to the context of the

global pandemic of COVID-19. With more than a billion students around the world at their homes (UNESCO, 2020), the education system had to become resilient and further re-define technology as an essential factor, this time, for its continuity.

The City of Buenos Aires has been working for more than a decade with the focus on building a quality educational system, accessible to all citizens and in line with the challenges of the 21st century. This necessarily implies considering education as a social institution that allows students to develop their talent and skills so that they can freely choose the professional path they want to follow, in accordance with a world marked by the advance of technology in various fields.

“

The City of Buenos Aires works to train boys and girls in the skills needed to face the challenges of the future, incorporating tools that promote soft skills and digital education. An inclusive, equitable and quality education is essential to improve the quality of life and guarantee the development of citizens. The educational transformation in which the City has been working is essential to continue offering a quality education, especially in this period of suspension of in-school classes.

”

Luis Bullrich

Chief of Cabinet of the Ministry of Education, Buenos Aires City Government

Digital education. Digital education in the City has been consolidated over the last ten years to enable children to learn subjects of the future, such as robotics and programming, with the possibility of choosing between different orientations and taking extra-programmatic courses that allow them to develop their talent. These opportunities begin to emerge as soon as the students enter the school system: technology has been incorporated in the classrooms from the age of five. The objective of the initiatives that are carried out is that students master the tools of the 21st century not only to get a job but also to create one.

100% of the classrooms are connected and digital education is offered since kindergarten..

In addition, work was done on the fusion of technology with the development of a global citizenship that is responsible and critical, and on the teaching of environmental education in the City's educational establishments through various proposals within the framework of the Green Schools Program (Escuelas Verdes). The initiatives are carried out based on the idea that in order to face current and future challenges, students must learn to be empathetic, inclusive and equitable, to respect diversity and care for the environment.





GREEN SCHOOLS

Green Schools is a program that promotes sustainable development through education and environmental management in schools. It is aimed at the entire educational community. It considers students as potential agents of change capable of taking home the knowledge they have acquired about environmental care and putting it into practice together with their families, helping to generate a cultural change.

Multiple environmental management actions are carried out, which enable the efficient use of resources and the development of sustainable practices that are then integrated to the learning process. In 2020, the program celebrates its first 10 years and among the results obtained, the following stand out: more than 2.200 tons of recyclable material recovered; 2.600 schools and 588.000 students in the Comprehensive Waste Management Plan; 716 schools have a vegetable garden; 175 schools with bicycle parking lots; 2.527 trees planted.

For more information visit [buenosaires.gov.ar/educacion/escuelas-verdes](https://www.buenosaires.gov.ar/educacion/escuelas-verdes)

The programs to achieve the formation of responsible and critical citizens are framed within the SDG. They are promoted in the classroom and at home through proposals associated with digital education and multimedia tools and are accompanied by

educational sequences and initiatives that enhance the interest of children beyond the classroom. These SDG allow to pave the way towards a more inclusive and sustainable city, prepared for the jobs of the future and committed to achieving gender equality.



Global Citizenship

Is an educational program that promotes quality education to contribute to the formation of a global citizenship, empowered by digital technologies, for the construction of a more just, equitable and sustainable future.

The proposal is aimed at teachers and students in the second cycle of primary school. It has four priority action lines: educational content; teaching sequences, multimedia resources and video games; free access virtual platform that promotes the development of 21st century skills; teacher training and pedagogical support.

During the health emergency period, the program was incorporated into the online schooling site My School at Home (*Mi Escuela en Casa*) with the aim of providing educational proposals that complement the current curricular content approaches with proposals and offer teaching and learning strategies to enhance the development of 21st century skills and guide them towards compliance with the 2030 Agenda.

More information available at: ciudadaniaglobal.com

Virtual mode. Since March 2020 the City has been in the period of suspension of in-school classes. Thanks to all the initiatives developed in the City in terms of digital education, it was possible to continue teaching and learning in virtual mode.

To guarantee the correct development of virtual classes, virtual classrooms were created in #mySchool (#miEscuela), the Ministry of Education's platform for teachers, principals and students of the Initial, Primary and Secondary levels. At #mySchool, teachers plan, send activities, contact their students, grade student's work and manage resources for virtual classes. Students can enter the platform and resolve exercises, contact their teachers, access the

resources provided by the teachers and view the schedule of deliveries and evaluations and their grades. In order for families to be able to accompany their children's learning, a space was created for them on the platform.

In addition, training was provided so that the entire educational community could make use of the tool: An online self-assistance course - short and free of charge - from April to May to learn in depth about the resources and possibilities of #mySchool. Tutorials and instructions were also made available for consultation when needed. The City also worked on the accompaniment of teachers and families, both on an educational and emotional level.





#MYSCHOOLATHOME (#MIESCUELAENCASA)

There are different proposals available within the framework of the #MySchoolAtHome initiative for teachers, principals, students and families.

Digital library: It is a repository of online resources in different formats (visual productions, documents) and organized in subject areas (Mathematics, Language Practices, Healthy Eating, Astronomy) for the various educational levels. Access to the library is free. Since the suspension of in-school classes, it had more than 60,000 visits and more than 220,000 downloads.

Teachers' School Campus: This platform allows teachers to access virtual courses. Within the current offer, there are proposals for training outside working hours aimed at teachers, management teams and supervisors - of all educational levels - and those registered in the City's teacher classification system. More than 250 proposals have already been offered, with an enrollment of more than 8,000 teachers.

English Platform: It allows teachers to teach English virtually to their students and to monitor each student's progress individually.

Activities and resources: With this initiative, families can share recreational and learning moments around literature, games, science, technology, cinema, art and/or other activities that favor the social-emotional and cognitive development of children, adolescents and young people.

For more information visit [buenosaires.gov.ar/educacion](https://www.buenosaires.gov.ar/educacion)

Another initiative implemented is **Educational Community Connected** (CEC, for its acronym in Spanish): A direct communication channel for families and students. Contact is by phone or by writing to the City's WhatsApp. CEC seeks to provide direct assistance from the Ministry of Education on school support and technology tools. There are several topics that can be consulted, ranging from routines and modes of organization to specific issues of technology use and pedagogical advice. By June 2020, the channel had received more than 115.000 calls.

In addition, work was done on adapting the **Learn by Programming** (*Aprendé Programando*) initiative to the digital environment. The proposal then became **Learn Virtually by Programming** (*Aprendé Programando Virtual*) and allows children to continue with their extracurricular training and get started in the world of programming from their homes. Through the program's platform, apprentices have live classes, connect with their mentors, access educational materials and more. Among its different segments, the first term had more than 3.000 registered students of different ages.

DIGITAL WOMEN

In 2019, the Digital Women's Community was created as a result of the project **Learn Virtually by Programming**. Within the Community, a mentorship was carried out during 2019 with students belonging to **Learn by Programming** and professionals from the technology industry. At the same time, exclusive events were held to work on closing the gender gap in technology. In May, the first meeting of the year, **Girls in ICT**, was held, in which more than 100 **Learn Virtually by Programming** students participated in talks with women who are technology leaders.

For more information visit

buenosaires.gob.ar/educacion/estudiantes/aprende-programando/aprende-programando-30/mujeres-digitales

Nutritious food baskets. The City's schools play an essential social role in feeding students, providing them with meals during the school day. In the first two months of the suspension of classes, a system of distribution of more than 430.300 Nutritious

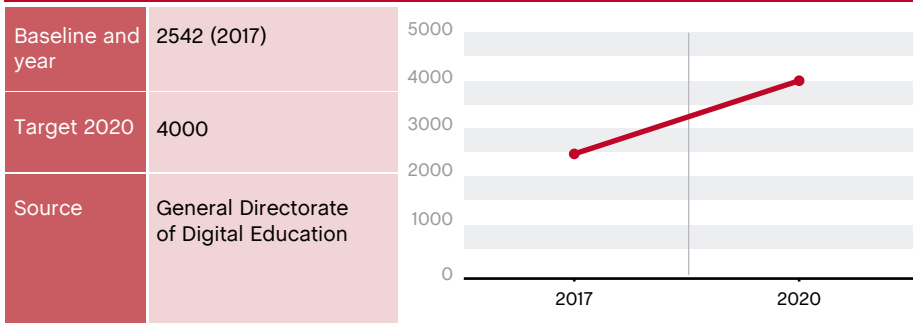
Food Baskets was implemented for those students that used to attend schools and receive food service. These baskets are delivered to families every two weeks and include basic necessities in three formats: breakfast, lunch and snack.

CITY INDICATORS FOR MONITORING THE SDG TARGETS

The following is a selection of the indicators defined for monitoring SDG 4. The full list is provided in the Annex to this document.

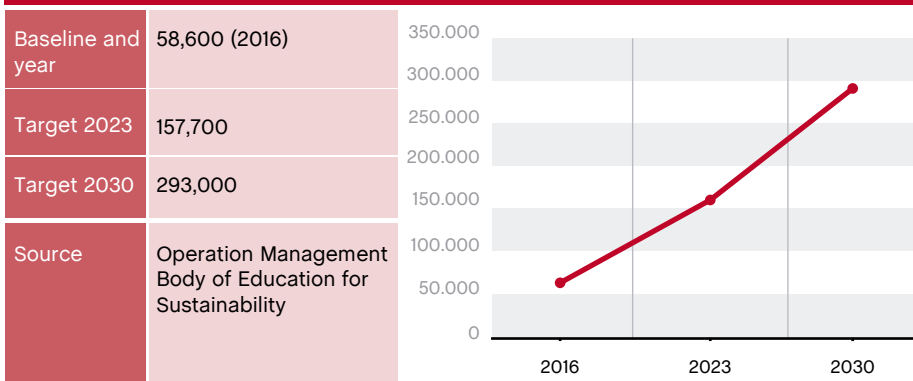
TARGET 4.4 By 2030, substantially increase the number of youth and adults who have relevant skills, including technical and vocational skills, for employment, decent jobs and entrepreneurship.

Indicator 4.4.1.4 Number of participants in Learn by Programming



TARGET 4.7 By 2030, ensure that all learners acquire the knowledge and skills needed to promote sustainable development, including, among others, through education for sustainable development and sustainable lifestyles, human rights, gender equality, promotion of a culture of peace and non-violence, global citizenship and appreciation of cultural diversity and of culture's contribution to sustainable development.

Indicator 4.7.6 Number of students trained in EDS



5 GENDER
EQUALITY



Achieve gender equality and
empower all women and girls



Oficina de
Asesoramiento
Laboral para
la Mujer.

5 GENDER EQUALITY



- Target 5.2** Violence against women and girls
- Target 5.4** Unpaid care and domestic work
- Target 5.5** Participation and equal opportunities
- Target 5.6** Health and sexual and reproductive rights
- Target 5.c** Policies and legislation for gender equality

The social and economic impact of COVID-19 accentuates gender inequalities. International evidence warns that it is women and girls who suffer most from the negative effects of the pandemic. In the context of crisis and confinement, the risks of intimate partner violence and other forms of domestic violence increase as a result of growing tensions in the home; access to sexual and reproductive health services may be hindered; a greater burden of care work and domestic work often falls on women; employment is affected for female workers in general, and female informal workers and entrepreneurs in particular.

The City has been implementing a **Comprehensive Strategy for Gender Equality** that aspires to an egalitarian city in which all women transit and enjoy public spaces without violence, and where they are strategic protagonists of economic development and have a voice in decision-making positions in the public and private sectors. Women represent 54% of the population of the City of Buenos Aires. During the health emergency period, the strategy was adapted to guarantee the mainstreaming of the gender perspective in the approach to the crisis and for the implementation and deconfinement.

“ Since the beginning of the pandemic, we have taken several actions to guarantee the gender perspective in the approach of this crisis, with a special focus on intensifying assistance and support to any woman who finds herself in a situation of gender-based violence. This perspective is extended to the planning of the post-pandemic recovery, in which we are already working, but also to all the areas and programs that we conduct. Promoting public policies with a gender perspective is a key factor in building an egalitarian society. We believe in a way of looking at things that is always from the bottom up, reaching the last ones first to then reach all of them. ”

Maria Migliore

Minister of Human Development and Habitat, Buenos Aires City Government

Prevention and care channels. In order to strengthen prevention and protection of people in situations of gender violence, the **144 line** of the victims' care system was reinforced with more operators, remote care and the incorporation of a new attention channel through the "BOTI" chatbot to provide advice and support. This increased the response capacity by 80%. The City of Buenos Aires is thus expanding its care channels for those living in situations of domestic violence during the period of confinement. In the context of isolation, there are women who live with their aggressor, so the phone call is not an option for them. Through BOTI, the City's WhatsApp, those who need help can request it automatically through the chat, without having to talk on the phone.

58.5% of women over the age of 18 suffered some form of violence (psychological, economic, physical or sexual) by a current or former partner (DGEyC, 2018).

In addition, we continued to provide services at the Comprehensive Care Center for Women (CIMS, for its acronym in Spanish) with on-call staff and remote assistance by cell phone and e-mail. And the City adhered to the Resolution on Free Movement of Women and LGBTI+ persons in situations of gender-based violence, so that women can leave their homes alone or with their children in case they need protection, file complaints or ask for help.





144 LINE

The 144 line is Free, open 24 hours a day, every day of the year and is staffed by a team of professionals to help contain and advise. The team is interdisciplinary and is made up of professionals from the areas of law, psychology, social work and other related areas, trained and/or specialized in the gender perspective.

This line was created in 2013 to meet the goals established by the Law For the Comprehensive Protection of Women. In the COVID context, the line has 36 Female operators organized on shifts to ensure 24-hour attention; and 20 more Female operators were trained to provide attention through BOTI.

During the first two months of the confinement, **line 144 received 16,439 calls**. Half of these calls were for gender-based violence, and the rest were for consultations related to health services and legal advice.

Metropolitan coordination. The City of Buenos Aires is a member of the **Committee Against Gender Violence** together with the Nation and the Province of Buenos Aires. In the context of the health emergency, an operational unit for attention of the 144 Line was created with the aim of articulating policies for the attention of victims of gender violence in the Buenos Aires Metropolitan Area. In this Unit, the City made available quantitative and qualitative information on Line 144 so that a comprehensive national registry could be established.

In turn, Line 144 maintains a strong link with the 911 line of the Police of the City of Buenos Aires, to ensure effective emergency care in cases of gender violence. The two lines are interconnected so that they can be immediately redirected in both directions as required by the case.

Communication. In emergency settings, it must be guaranteed that government messages reach women in their diversity and address the needs of women in their different roles, especially information about the multiple channels and devices for

assisting and responding to gender-based violence. It is also key to increase their capacities to develop strategies, take advantage of alternative channels of communication and improve identification and support at the community level.

In this regard, a 360° campaign was implemented in social media, TV and the press. In turn, all frontline public officials disseminated the line 144. The Government's social networks published specific communication pieces for certain population segments, such as pregnant women. Pieces were also published on the importance of equitable distribution of care tasks within the home.

A territorial communication was carried out in vulnerable neighborhoods; handing out leaflets with information about 144 Line together with the food rations given in the meal centers and in the Early Childhood Centers where food bags are delivered. In addition, at the Social Integration Centers, which house people living on the streets, women are informed of the tools provided by the City to respond to situations of violence.





Sexual and reproductive health. The provision of family planning and other sexual and reproductive health supplies is central to women's health, empowerment and sustainable development. For the City, guaranteeing access to sexual and reproductive health is a priority in this context. Short and long-term and emergency contraceptive methods continued to be offered in the Health and Community Centers (Cesacs, for its acronym in Spanish) and in the City's hospitals. In addition, sexual health counseling services continue to be offered by telephone to reduce the risk involved in mobilizing women to health centers.

The adolescent fertility rate (between 15 and 19 years old) is 16.6 every 1,000 women (DGEyC, 2018).

Another priority is to guarantee the continuity of the contents of Comprehensive

Sexual Education (ESI, for its acronym in Spanish) in this period in which school classes have been suspended. ESI is considered a central axis in the curricular content and continues to be approached through the virtual platform Mi Escuela en Casa which connects the school with students and families.

Care management. In the City of Buenos Aires, women do most of the tasks of care and supporting households without remuneration. Confinement intensifies the already unequal distribution of care tasks within households to the detriment of women.

The closure of schools and day-care centers meant that children and adolescents had to be cared for during working hours. Women are generally in charge of educational tasks within the home, as well as cleaning activities, logistical coordination of the

home, and leisure and entertainment for family members. Preventive social isolation, for instance, of older and/or sick people or those with special needs, may imply an extra burden of care for women.

30.8% of women aged 14 and over participate in unpaid care activities for household members vs. 21.3% of men (DGEyC, 2018).

The City implemented a series of measures to respond to this challenge. Paid leave was granted to City Government workers who are parents or guardians of children up to 14

years of age, or with a child with a disability, until the school calendar is re-established; also to pregnant women, people over 60 years of age and risk groups.

The programs *Comunidad Educativa Conectada*, *Mayores Cuidados*, the agreement with the Union of building janitors and the hotels for repatriated citizens make it possible to alleviate the burden of care for families and also seek to raise awareness and ensure that care tasks are shared and do not fall to women alone.

PUBLIC BUDGET WITH GENDER PERSPECTIVE

In June 2019 the City Legislature, in cooperation with the Executive Power and with technical assistance from UN Women, passed the Law on Gender Perspective in the City Budget. The law N° 6,170 provides designated spending on actions aimed at women and at promoting gender equality and respect for sexual diversity.

At the same time, the use of gender-inclusive language is incorporated to the description of programs and their objectives, as well as disaggregation of human resources by gender. Finally, the law establishes Promotion of Gender Equality as the axes of the Government's General Action Plan.

This Project is based on the Second Action Plan of the City within the Open Government Partnership. Among the more than 10 milestones for the period 2018-2020, the budget with a gender perspective was identified as one of the topics keys.

For more information see [**SDG 16: Peace, Justice and Strong Institutions**](#)

Gender-sensitive switch on. With the objective of designing the best policies to guarantee gender equality in the new normal, the City promoted the inclusion of a gender equality clause in the protocols for service provision and staff performance in phase 1 of economic reactivation. It commits companies to favor the exercise of the rights of men and women in an equal manner. In addition, a series of specific recommendations were drawn up for the consideration of trade unions and private sector representatives in

each sectoral protocol.

The City also initiated a process of public-private dialogue with representative organizations of large and small businesses, academics and civil society organizations to strengthen the City's "Start-up process" with a gender perspective. The main objective is to ensure that the deconfinement does not deepen the gender labor gap and that the new normality is underpinned by higher levels of gender equality.

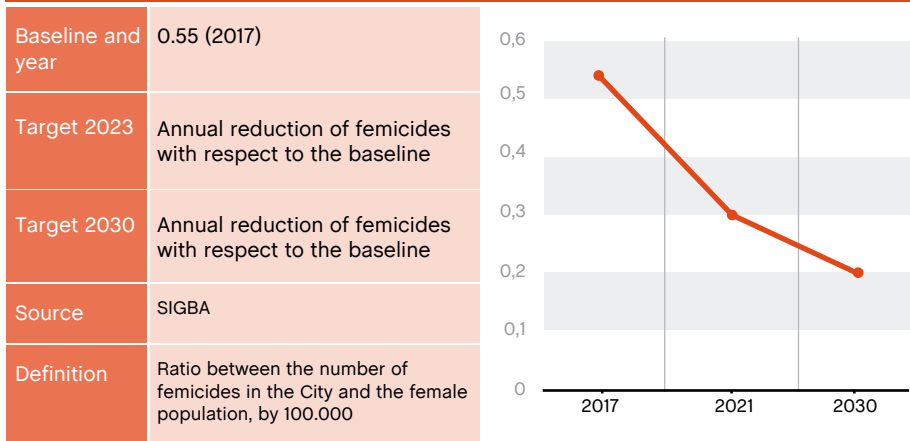


CITY INDICATORS FOR MONITORING OF THE SDG TARGETS

The following is a selection of the indicators defined for monitoring SDG 5. The full list is provided in the Annex to this document.

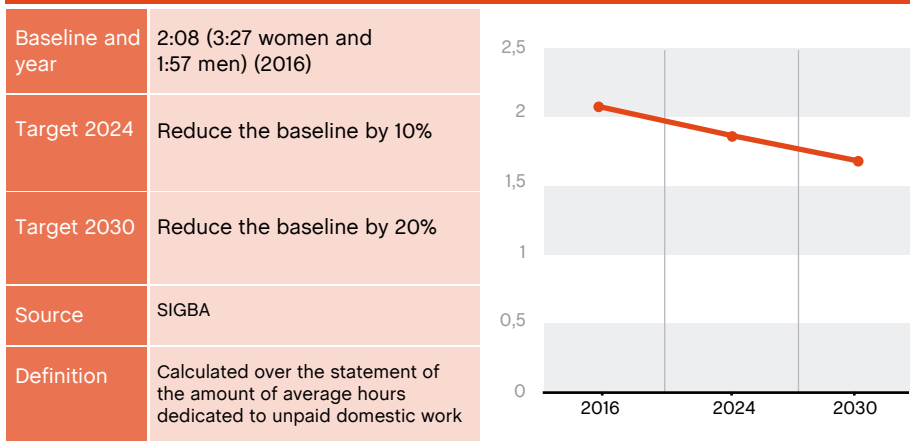
TARGET 5.2 Eliminate all forms of violence against all women and girls in the public and private spheres, including trafficking and sexual and other types of exploitation

Indicator 5.2.1: Rate of femicides every 100.000 inhabitants



TARGET 5.4 Recognize and value unpaid care and domestic work through the provision of public services, infrastructure and social protection policies and the promotion of shared responsibility within the household and the family as nationally appropriate

Indicator 5.4.1: Time gap of unpaid domestic work between men and women per day



11 SUSTAINABLE CITIES
AND COMMUNITIES



**Make cities and human
settlements inclusive, safe,
resilient and sustainable**

AREA PEATONAL
TRANSITORIA
← MANTENE LA DISTANCIA →

A yellow pedestrian crossing sign on a sidewalk. The sign features two stylized figures of people walking, with two horizontal arrows between them pointing in opposite directions, indicating a social distancing requirement. The sign is surrounded by a yellow border.

11 SUSTAINABLE CITIES AND COMMUNITIES



- Target 11.1** Access to housing and basic services
- Target 11.2** Access to transport systems
- Target 11.3** Urbanization and participatory management
- Target 11.4** Cultural Heritage
- Target 11.6** Environmental impact of cities
- Target 11.7** Green areas and public spaces
- Target 11.b** Policies and plans for resilient and sustainable cities

The pandemic stressed the need to work faster towards the resilience and sustainability of our cities. More integrated and human-scale cities, more and better public and green space, and quality public transport are increasingly urgent objectives. The challenge of post-crisis recovery lies in minimizing the economic and social impacts on our cities, while we continue to work for the social and urban integration of the most vulnerable sectors and monitoring the

environmental and health impact of the measures and interventions implemented.

The City of Buenos Aires works to achieve this objective through the social and urban integration of vulnerable neighborhoods, the construction of a city on a human scale, which promotes sustainable mobility and where all residents can access and enjoy quality public and green spaces.

“ Inclusive and sustainable urbanization is a challenge for all societies that must be addressed urgently. In the context of the Coronavirus pandemic, the City of Buenos Aires have decided to accompany especially those who are in a situation of greater vulnerability. ”

Diego Fernández

Secretary of Social and Urban Integration, Buenos Aires City Government

SOCIAL AND URBAN INTEGRATION

The City of Buenos Aires has carried out a process of social and urban integration of its vulnerable neighborhoods with the aim of improving urban infrastructure as well as the provision of public services, the construction and improvement of housing and the economic and social progress of the neighbors who live there.

However, the health emergency and the social and economic effects of the pandemic stresses the need to guarantee the protection of the vulnerable sectors of the City. Ensuring social distancing in vulnerable neighborhoods and mitigating the effects of the pandemic on the vulnerable populations is a priority. In this sense, a particular strategy

was articulated to combat the circulation of the COVID-19 virus in the 38 vulnerable neighborhoods of the City.

In the City there are 38 vulnerable neighborhoods where 240.000 people live.

Health care. An awareness campaign was carried out to prevent the spread of Coronavirus and dengue fever in all the vulnerable neighborhoods of the city. Leaflets are distributed "under the door" to avoid contact between people. Prevention measures are also communicated via social networks, Whatsapp groups run by the leaders from neighborhood cooperatives and neighborhood committees, sms, telephone calls, community radio stations and through religious institutions. In addition, territorial tours with megaphones are carried out in the internal streets of the neighborhoods.

To accompany the Coronavirus prevention policies and monitor their progress more closely, **Operation DetectAR** was launched, together with the National Government, in the *Padre Mujica, Padre Ricciardelli (1-11-14), 21-24, 15, 20* and *Ramón Castillo* vulnerable neighborhoods with the aim of tracking close contacts, referring suspicious cases to testing centers and transferring positive cases to the corresponding health centers. Then, Operation DetectAR was conducted in other neighborhoods in the City to continue the tracing.

More than **50 Prevention Posts** were also established, located at key points in vulnerable neighborhoods, in order to be close to the neighbors to raise awareness, inform, prevent and detect early infections.



Older adults. A vaccination campaign for people over 65 years old was implemented in the neighborhoods through operations that included the teams of the Ministry of Health of the City, churches, neighborhood leaders and organizations. More than **4.390 older adults were vaccinated.**

For those adults who cannot maintain the social distance in their homes due to

housing conditions, accommodation was made available in establishments equipped to carry out the isolation without neglecting their emotional care. 28 safeguard centers were set up in vulnerable neighborhoods, with 177 beds for the elderly.

Food rations are provided daily to 1.774 older adults as well as food bags to 4.250 older adults on a fortnight basis, making a total of 6.024.

NEIGHBORHOOD PROMOTERS (PROMOTORES BARRIALES)

It is a program composed by neighbors who can reach a large number of citizens in their neighborhoods and blocks that have the objective of informing others about prevention and contagion, implementing a neighbor to neighbor communication; collaborate in the route of early detection of contagion; communicate to the City Government the needs and/or emergencies of the community during the crisis of the COVID-19.

Older adults who live alone can maintain the distance in their homes with the help of promoters to assist them in shopping, accompany them affectively and encourage care and hygiene measures in the home. This assistance can also be offered by a relative or a neighbor following the same indications. The aim is to promote existing ties within the neighborhoods and, if this is not the case, the neighbor can require the assistance of a neighborhood promoter.



Hygiene and urban health. Hydro-cleaning operations are carried out, both in the housing complexes and in the neighborhoods. Neighborhood cooperatives use water and chlorine to clean soup kitchens, community centers, health centers, housing facades and interior areas such as streets and internal corridors. This

was increased from 3 to 5 weekly operations. This action is complemented with fumigation operations against dengue and the sweeping and collection of garbage was reinforced, avoiding the generation of large areas of accumulation of residues and thus substantially improving the general cleanliness of all the neighborhoods.



Food security. The provision of food in community kitchens was increased by 30%, reaching more than 119.000 people. In order to avoid contact between people, neighbors do not use common spaces to eat, they collect the food and take it home, and to avoid crowding, the opening hours were extended and food delivery was conducted by shifts. A cleaning kit was sent to all soup kitchens, as well as disposable plastic containers for those neighbors who do not have recipients to collect the food rations.

A weekly delivery of food bags was implemented for children attending the Early Childhood Centers and later on these bags were reinforced to also cover their adult caregivers. This allowed to reach 36.000 people. As a complement, dry food was delivered in different parts of the City, reaching almost 195.000 new people. Once a week, teams from the City Government visit each of the food delivery points to gauge the growing demand.

In the context of the pandemic, the City reinforced the food security policy, reaching more than 350.000 people.



BUENOS AIRES PRESENT (BAP)

Is in charge of assisting individuals and families at social risk, affected by emergency situations or with violated rights and, in general, the population living on the streets. It has 40 active teams in the City made up of social workers and specialized personnel who address people living on the streets.

During the emergency and confinement period, 8 new shelters were opened with a total of 888 places, in addition to the 2,099 in the 32 pre-existing Social Inclusion Centers. Furthermore, two new Centers were opened exclusively for homeless older adults, with a total of 142 places, to provide a differentiated service to this at-risk population. Within the framework of **Operation Cold** (*Operativo Frío*), a new Inclusion Center with 250 beds we opened, with the objective of ensuring the preventive distancing during the first 14 days of admission of any person to a City shelter. In this way, we reached a total of **3.379 beds in Social Inclusion Centers**.

More information at buenosaires.gov.ar/desarrollohumanoyhabitat/buenos-aires-presente-bap

RETURN TO THE PUBLIC SPACE

“ We want citizens to be able to enjoy the City's public space again in an organized and safe way, by facilitating the necessary measures to take care of us all. This is a new way of experiencing the public space so that it becomes a meeting place, accessible and safe. ”

Clara Muzzio

Minister of Public Space and Urban Hygiene, Buenos Aires City

The City designs and promotes initiatives to prioritize the city on a human scale and decentralization through a series of dynamic interventions in the public space that involve low investment and can be replicated in different areas of the city.

100.000 m2 and 12 linear km were intervened to promote pedestrian and bicycle mobility.

During the period of confinement and

gradual reactivation, the City initiated a process of interventions in the public space with the aim of accompanying the residents to meet again and enjoy the City in a safe and careful way. The return to the public space is foreseen in a gradual and organized way, where more and more activities will be incorporated, such as mobility, commercial, recreational, educational and cultural activities.



NEW SPATIALITY

Interventions in the first phase of de-escalation were aimed at adapting the public space in order to offer more space for pedestrians, discouraging the use of transport and eliminating the need for transfers, ensuring social distancing and avoiding crowding.

Pedestrian. To encourage social distancing on sidewalks with high pedestrian traffic, demarcations were made on the floor and space for the pedestrian on the roadway was expanded on high-traffic commercial axes.

Commercial. Shopping malls were formalized on public spaces by closing streets. Neighborhood supply fairs were gradually opened and located on the roadway, with elements of demarcation. They have unique accesses and controls to avoid agglomerations within the allocated space and new protocols were adopted for public attention: the stands were installed at a safe distance and have elements such as nylon, alcohol gel and protective elements.



For the following phases, the City will carry out different urban interventions to add the various uses to the public space.

Recreational. The City will work together with neighbors to locate new places of recreation on the streets in each neighborhood. Interventions will be made on sidewalks and roadways to generate new spaces with games for children without physical contact. In addition, the temporary, partial or complete pedestrian zones in sectors with restaurants will be implemented to incorporate new spaces with tables and chairs on the road, by reducing traffic lanes. Finally, the use of green spaces will be gradually authorized for leisure and recreation by setting up floor markings, signs and protocols for the use of the spaces to encourage careful enjoyment.

Educational. Interventions will be carried out in school environments to promote a safe and ordered entry and exit of children. The use of public space with participatory activities for all ages will be encouraged.

Cultural. Outdoor spaces will be generated to offer the possibility of having a safe entertainment plan outside their homes. Fairs and stands will be reorganized in parks and squares to make an efficient use of public space that complies with the social-distancing rules.



Transport and mobility. The City of Buenos Aires promotes the use of non-motorized means of transport, encouraging pedestrian mobility and the use of bicycles and scooters. During the period of confinement, the traffic was reduced to a minimum and the use of public transport was exclusively for the transfer of essential workers (health, security forces, and food production personnel, among others).

In the reopening phase, public transport maintained its usual schedule, although some train stations remained closed to optimize and focus passenger controls and

restrict the flow of traffic in the network's stations. To this end, subway passengers were allowed to travel with their bicycles and/or scooters in the first and last cars.

The **Ecobici** system (Bicycle Public Transport System) was reopened as a complement to the transport system to make short trips of less than 5 km. **400 stations and 4,000 bicycles were set up** as a strategic network to complement the public transport network of the subway, trains and buses. Also, 200 electric scooters were made available and 100,000 m² of streets and sidewalks were intervened to



increase the space for bicycle and pedestrian traffic and to ensure social distancing.

Urban hygiene. From the beginning of the health emergency, the cleaning of the public space of the City was reinforced. A plan for total disinfection of public space was

implemented, using sodium hypochlorite for the first time as a disinfectant for cleaning streets, sidewalks, containers, parks, squares and urban furniture. Special attention was given to hospital and health center environments and the cleaning of drains, streets and sidewalks in the 12.000 City blocks was intensified.

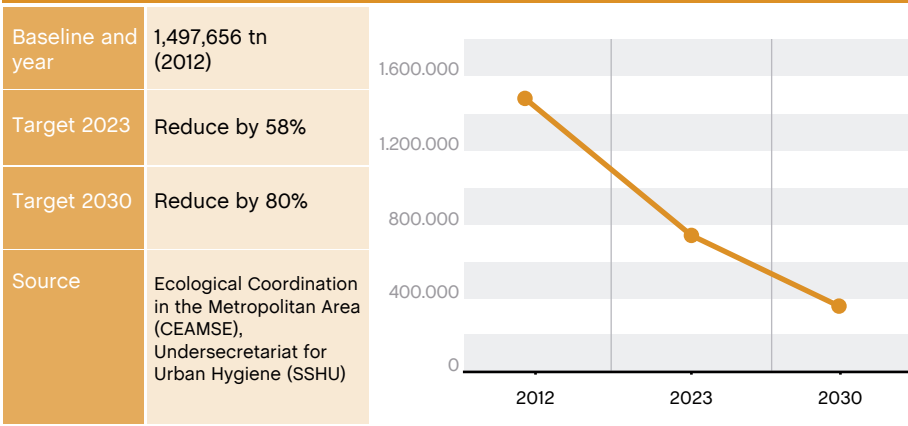


CITY INDICATORS FOR MONITORING OF THE SDG TARGETS

The following is a selection of the indicators defined for monitoring SDG 11. The full list is provided in the Annex to this document.

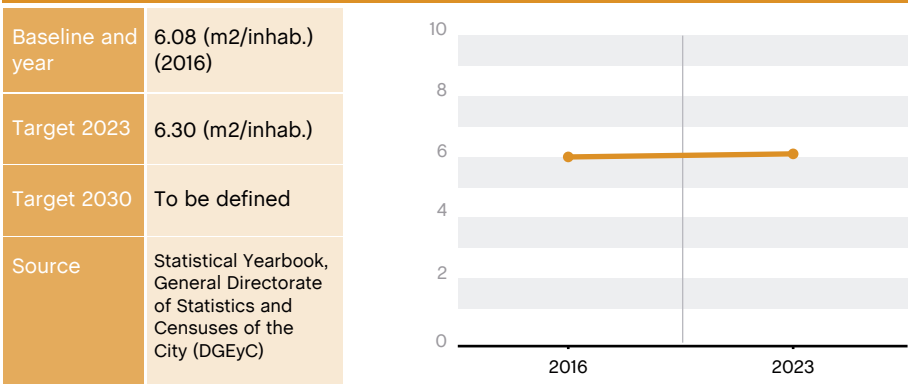
TARGET 11.6 By 2030, reduce the adverse per capita environmental impact of cities, including by paying special attention to air quality and municipal and other waste management

11.6.1 Total tons (on an annual basis) at CEAMSE landfill



TARGET 11.7.1 Average share of the built-up area of cities that is open space for public use for all, by sex, age and persons with disabilities

Indicator 11.7.1 Area of green spaces per inhabitant



13 CLIMATE
ACTION



Take urgent action to combat climate change and its impacts



13 CLIMATE ACTION



Target 13.2 Integrate climate change measures into national policies, strategies and planning

Target 13.3 Climate change mitigation, adaptation and early warning

It is believed that the sudden reduction in transport use and production caused by lockdown measures during the health emergency period have had a strong impact on the environment. However, this is a temporary relief that should not relax the climate action. Evidence shows that the impacts of Climate Change are becoming more extreme -ice melt, fires, increased disease vectors, heat waves, floods- there is also scientific and political consensus at global level that climate action needs to be addressed urgently. Climate action is a transversal goal of the 2030 Agenda that involves the achievement of other goals, such as sustainable mobility (SDG 11), recycling (SDG 12) and green spaces (SDG 15), in addition to the targets of the SDG 13 that seek to reduce carbon emissions and build the resilience of human communities.

The City of Buenos Aires has been implementing its **Climate Change Agenda**, which encompasses various initiatives to mitigate the effects of climate change and ensure the future of its citizens: The Hydraulic Plan and the Early Warning System (SAT for its acronym in Spanish) allow the City to be better prepared to face the most intense rainfalls; the expansion of green spaces with 110 new hectares and the goal of planting 100.000 new trees by 2023 contribute to the absorption of rainwater and the mitigation of the heat island effect; the conversion of public lighting to LED contributes to energy efficiency; the expansion of the Ecobici network (Bicycle Public Transport System), bicycle paths, scooters, pedestrian areas and the Metrobus and subway network favor sustainable mobility.

“ In today's world, it is becoming increasingly clear that we must join forces to build more sustainable societies. Recovery measures must include climate action and focus on urban resilience. Our commitment to the planet finds us working on a new Climate Action Plan that will enable us to become carbon neutral by 2050. ”

Eduardo Macchiavelli

Secretary Environment and Public Space, Buenos Aires City Government



AIR QUALITY MEASUREMENT

The City of Buenos Aires received eight low-cost sensors to measure air quality during the lockdown and social distancing caused by the COVID-19 pandemic and then compare the values in the different stages of social distancing in the City. The initiative is part of the Participatory Air Monitoring Experiment promoted by the National Government, the Government of the City of Buenos Aires, the United Nations Development Program (UNDP) in Argentina and the Cambridge University Research Office. The project is a long-term partnership that will have several measurement instances and will analyze air quality in the City.

The sensors are installed on the bicycles or backpacks of volunteer residents, who will tour the City on foot or by bicycle. The low-cost sensors were assembled in the country by students from the University of San Martín and the University of Buenos Aires. Each sensor weighs 500 grams and measures different variables, such as types or levels of particles suspended in the air, humidity and temperature.

In line with the City's open government policy, the data collected by the sensors will be systematized and published in open format in BA Data, which will favor the City's open data ecosystem and can be used in other provincial or national platforms.

156.996 Ecobici bike withdrawals are made monthly on average to tour the City of Buenos Aires.

promoting changes in habits, generating commitments with the private sector and incorporating new technologies.

Climate action. The City is developing the new **Climate Action Plan (CAP)**, in line with the Paris Agreement, which will include a resilient and inclusive strategy to achieve carbon neutrality by 2050. 15% of the City's GHG emissions come from waste. These are 1.833.879 tCO₂eq that can be reduced by

The CAP is an action plan that includes innovative initiatives that imply great efforts to reduce the trend of GHG emissions and that needs the commitment of all sectors of society to achieve the goals.



ENVIRONMENT AND SUSTAINABLE DEVELOPMENT ADVISORY COUNCIL

Within the Framework of the World Environment Day, the Secretariat of Environment of the City of Buenos Aires created the Environment and Sustainable Development Advisory Council with the aim of promoting institutional, intersectoral and interjurisdictional collaboration and cooperation for the development and promotion of environmental public policies.

The work of the Council will be done through commissions and in line with the problems of the City: Responsible Consumption, Sustainable Food, Biodiversity and Conservation Areas, and Gender, Environment and Development.

The Council will strengthen the task of planning, implementing and monitoring policies aimed at improving and preserving the environmental quality of the City of Buenos Aires, as well as coordinating the actions necessary for the effective implementation of the 2030 Agenda for Sustainable Development.

Global action. As part of the international commitments assumed by the City of Buenos Aires on Climate Change, the City participates actively in different international networks (UCLG, Covenant of Mayor for Climate Change, GCRN, C40) and works for a concerted and inclusive action among cities. The City of Buenos Aires has a background of international recognition for its initiatives and actions. In 2020, Horacio Rodríguez Larreta, together with the Mayor of Bogotá, were elected Vice Presidents for the **C40 Cities Steering Committee**, the governing body

that provides strategic direction for the global network of 96 cities committed to addressing the climate crisis through bold action. C40 is a group of cities committed to reducing greenhouse gas emissions and to climate change adaptation strategies. It currently connects nearly 100 cities around the world representing a population of 700 million people. Buenos Aires has been part of C40 since 2009.

The City's total emissions reached 11,952,659 tCO₂eq in 2017 (APRA, 2017)



2050 CARBON NEUTRALITY COMMITMENT

In 2017, the City of Buenos Aires adopted the commitment to become a resilient, inclusive and carbon-neutral city by 2050. This implies mitigating the impact of climate change and having net-zero GHG emissions by 2050.

The current actions implemented by the City ensure a 34% reduction in GHGs by 2030 and reach the goal of emissions neutrality by 2050.

Carbon Neutrality Plan. Climate action is a cross-cutting agenda that aims to achieve various SDGs and is key to building towards the 2030 Agenda in the new world.

The City of Buenos Aires aspires to be a resilient city that adapts to the impacts of the climate and reconverts itself to be more sustainable. A city that produces and consumes intelligently, accelerating the transition to a circular economy. Where we are all part of an inclusive climate action that looks to the future and leaves no one behind. And that leads at a local and international level and promotes coordinated action with other cities.

In order to achieve this, the City of Buenos Aires will include climate action in a transversal way in its new Government Plan so that all areas of government work together with all initiatives to make Buenos Aires a resilient city. The Emissions Neutrality Plan

will force us to accelerate the climate change agenda to achieve a greater impact.

It is essential to work with the commitment of all the City's residents, businesses and institutions, where we are all part of an inclusive climate action that looks to the future and leaves no one behind. It is key working towards energy efficiency in public buildings, businesses and homes; the reduction and reuse of waste and reduction of plastics; transition to clean and electric energy in public transport, discouraging the use of cars, reducing travel and mobility sharing; responsible production and consumption, accelerating the transition to a circular economy. The Climate Action Plan will be instrumental in making urban development resilient, sustainable and inclusive, with new opportunities and a better quality of life for all who live, work and visit the City every day.



BA CARBON NEUTRAL 2050 PLATFORM

The City of Buenos Aires is developing a platform to account for the progress of the Emissions Neutrality Plan in order to make information available and involve all citizens to be part of and work together towards this goal.

The platform will emerge from a process of co-creation with young people and civil society. It will include open data on environmental indicators, information on the initiatives and commitments of the City, a Call to action for neighbors and private bodies to take their own initiatives and be part of the change and the accountability of everything the City does in the topic and the commitments it assumes.

Waste management. A crucial aspect of climate action and achieving carbon neutrality in the City is waste management and recycling. The City has a comprehensive waste management system and moves towards the differentiated management of diverse fractions for recovery.

The City generates more than 7.300 tons of waste per day. 78% of it is processed and recovered.

Regarding dry or recyclable materials, there are multiple transit collection points: 2.500 green bells, 300 green points with and without customer service and 4 mobile points. Also, there are areas where the material is collected door-to-door by urban waste pickers.

The material collected from all these collection points is transferred to specialized centers for their separation by fractions, called Green Centers, which are operated by the same Urban Recupers cooperatives. The City has a Recycling

Center that has five waste processing plants in Villa Soldati that provide treatment to the different fractions of the municipal solid waste generated in the City.



Public green spaces. Public green spaces are essential for the quality of urban life and also contribute to lower emissions. Performing recreational and sports activities outdoors has a positive impact on health and helps to achieve physical and mental well-being. Urban green areas also favor the mitigation of environmental problems, such as heat reduction, decreased carbon dioxide levels, and increased water absorption.

In 2019, the City inaugurated 12 new squares

that favor recreational use, pedestrian mobility and sustainable mobility and ensure that more residents can enjoy being close to green spaces.

The City squares are also a meeting point, participation and social integration, with games for boys and a wide range of activities for all ages (gymnastics, yoga, dance and many others) that help residents to maintain a healthy life through the practice of sport.

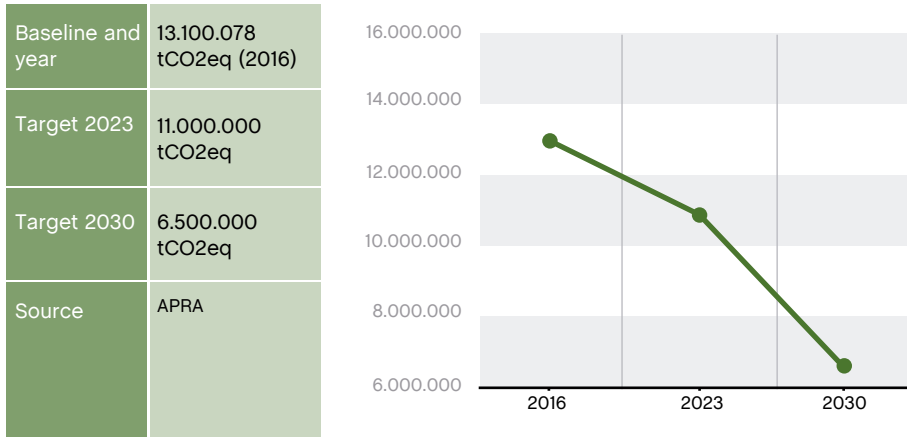


CITY INDICATORS FOR MONITORING THE SDG TARGETS

The following is a selection of the indicators defined for monitoring SDG 13. The full list is provided in the Annex to this document.

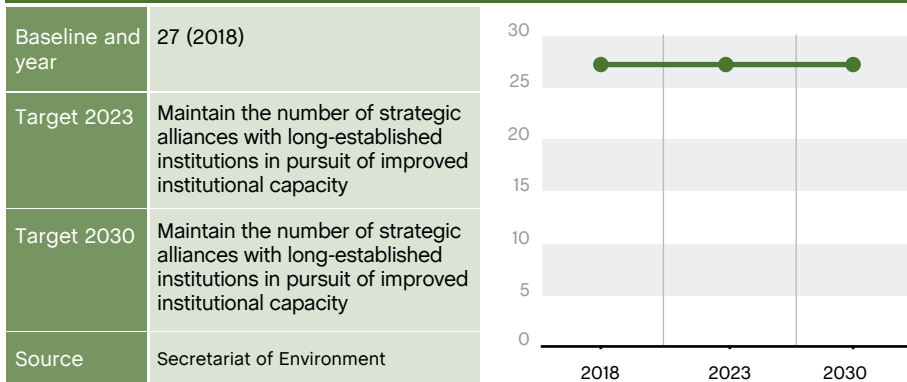
TARGET 13.2 Integrate climate change measures into national policies, strategies and planning

Indicator 13.2.1: Greenhouse gases emissions (tCO₂eq/year)



TARGET 13.3 Improve education, awareness-raising and human and institutional capacity on climate change mitigation, adaptation, impact reduction and early warning


Indicator 13.3.3 Number of City agreements that have reported increased institutional, systemic and individual capacity to implement adaptation, mitigation and technology transfer activities and development measures.



16 PEACE, JUSTICE
AND STRONG
INSTITUTIONS



Promote Fair, peaceful and
inclusive societies



16 PEACE, JUSTICE AND STRONG INSTITUTIONS



- Target 16.3** Access to justice
- Target 16.5** Active transparency
- Target 16.6** Effective, accountable and transparent institutions
- Target 16.7** Citizen participation
- Target 16.10** Public access to information

In the last decade, the City of Buenos Aires has implemented a management model based on planning, monitoring and accountability, using innovative methodologies that actively involve citizens. The City works to guarantee efficient management and to forge strong, transparent and inclusive institutions that favor institutional quality.

Faced with the pandemic, the City Government had to quickly change its plans and reorganize its entire management. The priority became guaranteeing the security of its citizens, and consequently, the entire Government aligned itself behind this common goal; reorienting and reallocating resources and designing effective policies based on evidence.

“ With the arrival of Coronavirus, the immediate priority was to develop and implement technological tools to support the health system and that allow the Government to be close to the neighbors to accompany them and simplify their day to day life during confinement. ”

Fernando Benegas

Secretary of Innovation and Digital Transformation, Buenos Aires City Government

Reorganization of Government. Having a consolidated management method has given the City the flexibility to adapt the government apparatus quickly and develop consistent and coordinated responses. During the emergency period, three strategic task forces were defined: crisis management, government management and switch on.

The **crisis management** task force was organized to manage the political and sectoral strategy to confront the pandemic. It is composed of several working groups, such as essential services, communication and security, among others, all of which report to the strategic policy task force. The crisis management strategy implemented evidence-based policies.

The **Emergency Operations Center** and the **Incident Monitoring Center** was launched with the aim of functioning as a center for the planning, management and control of public policies needed to deal with the pandemic and to facilitate real-time

monitoring of the evolution of the crisis and science-based decision-making. This is where all containment and mitigation actions are carried out during the different phases of the evolution of the pandemic.



Government management also continued to ensure the continuity of all other daily government tasks, such as the maintenance of public parks and street cleaning. In this line of work, a plan to reorganize the public accounts was undertaken to address the

need to redirect resources to critical areas such as the health system and the protection of vulnerable people, but with the challenge of facing and mitigating the sharp drop in revenue due to the decline in economic activity. The Plan included three



tools: **the Economic Emergency Bill**; financing instruments to generate resources in the fight against the pandemic; and internal reorganization measures, focused on reorienting the budget and human resources management.

Finally, the **"switch on"** committee, responsible for advance planning and understanding how our City will change when we "switch it on" again. In addition, a working group was formed to observe what was happening in other cities, exchange experiences, learn from different initiatives and to plan on projected scenarios.

All these task forces maintain a permanent dialogue with the private sector and civil society for consultation and joint definition of action protocols for the reactivation phase.

Innovation. The City Government's preparedness efforts to face the crisis included innovation in the modalities of citizen attention and management of online procedures to continue with the tasks of government management.

The City increased the response capacity of the emergency system to meet the high demand of queries in relation to the pandemic. In this regard, the City's "BOTI" WhatsApp chatbot was updated, this increased the emergency system's response capacity fivefold, and the City's emergency response capacity (SAME, for its acronym in Spanish) was reinforced.

During the first two months, almost 200,000 queries related to COVID-19 were received by Boti and 43,500 calls were made to SAME.



The City integrated WhatsApp to its protocol against COVID-19. From March to June, BOTI reached more than 2,000,000 conversations.

Boti also offers the possibility of generating a formal complaint related to gender violence, environmental crimes, drug trafficking robbery and theft from cell phones. This functionality prevents people from moving to police stations in non-emergency cases.

The option to consult on gender violence and to contain victims was also enabled. Those who need it, will be able to receive support and advice from the professionals of Line 144 through the WhatsApp of the City, without the need to call by phone.

In addition, through Boti, residents can receive help, counseling and psychological assistance from professionals specialized in family therapies who provide care from 8 a.m. to 9 p.m., and also by phone when required.

During the confinement period, all City Government offices were closed to the public to encourage social distancing. All driver's licenses that expired during the quarantine were exceptionally extended for sixty days as well as the validity of the Vehicle Technical Verification for vehicles based in the Autonomous City of Buenos Aires. The payment and resolution of infractions will be handled digitally through BOTI by sending a message by whatsapp or by electronic payment methods.

The expiration of all the infractions were postponed for 60 days. The validity of the unique disability certificates was also exceptionally extended for 180 calendar days after their expiration. The disability certificates were processed online, as were the Consumer Protection Department complaints, where the online complaint system was enabled through the **Mi BA platform**.

“ We promote an open government that is accountable, we share information and we develop initiatives that help us solve the challenges that arise in the management of the City. We promote participation and co-creation of solutions with citizens. In the period of confinement, we readapted the participation mechanisms to continue listening to neighbors and strengthened the opening of data to facilitate access to information on the management of the pandemic. ”

Fernando Straface

Secretary General and International Relations of Buenos Aires City Government

Transparency. The health emergency raised the need to rapidly supply the health system to prepare it for the imminent increase in demand. This generated massive demand for pandemic-related goods and services, both globally and nationally, leading to shortages and a general rise in prices. Consequently,

the City's procurement regulations had to be adapted to guarantee the acquisition of necessary goods and services as well as the supply of the health system, and at the same time, meet the challenge of applying the principles of transparency, responsibility and participation to the COVID-19 response.

CORONAVIRUS OPEN DATA

To account for the procurement process in emergency, a Coronavirus purchasing portal was developed, where new regulations on procurement and hiring for emergencies are recorded. It also publishes the list of goods and services required and current purchases with data regarding their date, amounts, supplier, destination and input for public knowledge and use.

In addition, new datasets were made available that open information on the management of the crisis; such as, number of contacts in BOTI that performed virtual triage, information on repatriated passengers staying in hotels, appointments of health personnel, information on procurement and hiring in the context of the pandemic, information on hospitals, vaccination centers, among others.

More information at: buenosaires.gob.ar/coronavirus/comprascoronavirus

Co-creation. Another initiative in this line is the **Open Government Partnership**, of which the City has been a member since 2016 and which contemplates the design of an Action Plan in conjunction with civil society and government areas in the topics of participation, accountability, transparency and innovation.



During 2018 the City of Buenos Aires co-created its Second Open Government Action Plan. This plan has a two-year implementation timeframe (September 2018 to September 2020), and five global commitments that will be the axes of the plan, as well as several milestones. The co-creation phase took several months and applied different innovative methodologies, holding forums in the communes together with neighbors, and working in workshops for diagnosis, ideation and prioritization of proposals where CSOs, the private sector, academia, and journalists participated.

More than 260 neighbors participated in the different instances of co-creation of the Second Open Government Action Plan.

The products generated in each instance constitute the inputs on which the commitments that would make up the Second Action Plan of the City are based. The City assumed the following commitments: (1) Openness and innovation

for an Open State; (2) City on a human scale; (3) Mobility and transport - user experience; (4) Open government for gender equality; (5) Housing - indicators system. Progress in the implementation of the commitments can be monitored from the government website.



Citizen participation. It is in times of crisis that the commitment of the whole of society is most needed in order to be able to deal with difficult situations with greater strength. In this sense, during the emergency management period, the City called on neighbors to participate in

different programs and instances of participation.

More than 39,000 volunteers, mostly young people, mobilized during the health emergency in the City to carry out actions to assist the elderly.

The City of Buenos Aires has a long tradition of proximity to its neighbors and citizen participation. For more than twelve years, the City has been holding neighborhood meetings with the Chief of Government and

the Deputy Chief of Government every week to listen to the suggestions and concerns of the citizens regarding their neighborhood. These meetings continued during the pandemic in a virtual format.



NEIGHBORHOOD MEETING

The meetings of neighbors with the Chief and Deputy Chief of Government and Cabinet Ministers are a space for chatting, for dialogue between neighbors and the Government of the City of Buenos Aires. The meetings are held weekly in the communes of the City and there the initiatives and events of each neighborhood are made known, the issues that affect or concern the neighbors are commented on and discussed and ideas and opinions are exchanged to improve the public spaces of the City.

More information at: bapc.buenosaires.gob.ar

From 2016 to date, 950 neighborhood meetings were held, attended by more than 133,634 neighbors.

Since the arrival of the pandemic, new participatory processes were designed to generate spaces for listening, ideation and co-creation of proposals with the neighbors in relation to the use of public space with the aim of ensuring an orderly and safe return to the green spaces of the City. The objective is to generate a space for the ideation of ideas together with the neighbors to co-create a plan of gradual de-escalation that allows the citizens to return to enjoy the public space of the City.

Also, an instance of participation was designed exclusively with older adults to know their opinions regarding social isolation, understand their needs and generate inputs to think of new public policies that ensure a safe and organized return to public space.

These initiatives are aligned with the strategy for returning to the public space and the new spatiality proposed by the City with the objective of getting to know the opinions, problems, suggestions and experiences of the neighbors with respect to the use and forms of recreation in the green spaces of the City.

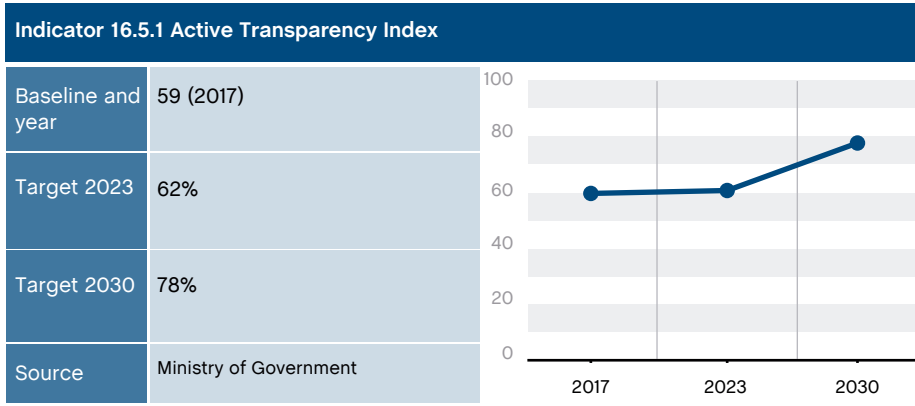
Finally, from the perspective of Open Government, citizens, specialists, academics and governments from all over the country were invited to a series of federal "Hackatons". The objective of these instances was to foster the exchange and learning of innovative proposals from a co-creation perspective to face the challenges left by the COVID-19 crisis. A variety of positions were brought together to develop a broad and federal view on how to build on the pillars of collaboration, participation, transparency and innovation to think about the major challenges that cities have to face in terms of economic resilience, openness of data and climate change.



CITY INDICATORS FOR MONITORING OF THE SDG TARGETS

The following is a selection of the indicators defined for monitoring SDG 16. The full list is provided in the Annex to this document.

TARGET 16.5 Substantially reduce corruption and bribery in all their forms



TARGET 16.10 Ensure public access to information and protect fundamental freedoms, in accordance with national legislation and international agreements

Indicator 16.10.1 Existence of a law on access to public information	
Baseline and year	Existence of the Law N° 104 (2016)
Target 2023	Creation of the Guarantor Organization for the Right of Access to Information ****
Target 2030	Review and update of regulatory and procedural regulations
Source	Ministry of Government

6.

Conclusions



A framework for recovery

The COVID-19 crisis and its effects on the economy and society have had a strong impact on our societies, exposing even more the vulnerabilities. However, it has also generated initiatives that have implied advances in the 2030 Agenda. We now have the enormous challenge of building a more sustainable future.

The cities are at the forefront of the battle, providing local solutions to global problems. Recovery will forge a new order where government agendas will focus on building back better. Over the coming months or even years, mayors and local officials around the world will work to mitigate the economic and social effects of the crisis. The SDGs offer a framework for implementing recovery actions, with the aim of building a city on a human scale that is more integrated, sustainable and resilient, that guarantees equal rights and opportunities, and that bets on talent and innovation as the engine of development.

The City of Buenos Aires is committed to the 2030 Agenda. As commented throughout this report, we have seen how the investment in sustainable development that the City has faced in the last decade has paid off. Some of the initiatives helped us to be prepared to face the crisis and by deepening the actions discussed here, we will be even closer to achieving a more sustainable and integrated City.

The actions taken during the health emergency period focused mainly on strengthening the capacities of the health system and enhancing the care of the most vulnerable population. Today we have a City with a quality health system prepared to face critical situations (SDG 3).

The educational transformation that the City is carrying out, based on digital education, has made it possible to continue with virtual education and to keep the entire educational community connected. The City of Buenos Aires has a public and free quality education system that prepares children to face the challenges of the future (SDG 4).

For some years now, we have been building a City committed to gender equality and diversity. All the initiatives taken to tackle the COVID-19 crisis were taken with a gender perspective to mitigate its negative effects and the burden that falls mainly on women (SDG 5).

Likewise, for 10 years, the City of Buenos Aires has been working to have quality institutions and an open, innovative government that is accountable and committed to all its citizens. All these characteristics were enhanced by the actions taken during the crisis period in relation to the opening of data, accountability and citizen participation in different programs (SDG 16).

The urban and social transformation and integration of vulnerable neighborhoods that the City has been promoting has made it possible to take measures to strengthen health and

social assistance for the most vulnerable population. In addition, Government work was focused on preparing public space to avoid crowding, facilitating the use of sustainable means of transport, and working on urban hygiene (SDG 11).

Finally, the Climate Change Agenda that Buenos Aires has been promoting is the transversal view of the sustainable development strategy and, at the same time, it aims at achieving a resilient City that can face global challenges (SDG 13).

The City of Buenos Aires reinforces its commitment to the 2030 Agenda. We have the opportunity to push the transformations that will accelerate the path to sustainable development. These goals will only be possible by working as a team on an agenda for growth that incorporates criteria of sustainability, inclusion and resilience.

Next steps

This report reflects the work done by the City of Buenos Aires in adapting the 2030 Agenda in times of crisis of the COVID-19. To deepen the impact of the SDGs on economic recovery and its adaptation to the "new normal", we will work on 3 lines of action: the adaptation of the 2030 Agenda to the new Government Plan; the promotion of synergies with the private sector, academia and civil society to co-create and define common goals; and work with other cities in the country and the world to share experiences and innovative solutions to common problems.

The Sustainable Development Agenda will undergo changes at the local level. Reconstruction will accentuate the importance of working hard on certain Sustainable Development Goals, while some others will be redefined. The holistic approach of the 2030 Agenda will lead the way so that all the goals set out therein can be addressed and we must focus on those SDGs that help us achieve it or that impact the entire agenda.

In this sense, for the City of Buenos Aires, Climate Action will be a priority when it comes to implementing initiatives for the recovery of Buenos Aires after the crisis since we aimed to improve the quality of life of its residents and the resilience of our City (SDG 13).

Economic growth should be driven by those sectors linked to the industries and jobs of the future, such as clean energy and sustainable infrastructure and mobility, among others. Initiatives in this regard will aim to encourage the technological conversion of small and medium-sized enterprises so that they can adapt to and adopt the new standards of teleworking and the green economy (SDG 8).

The gender perspective will be present in all the measures that are activated the day after to ensure equality in the labor market, the reconciliation of family and work life and the management of care tasks (SDG 5).

The new spatiality will be crucial to ensure the enjoyment of the public space in a safe and careful manner, where neighbors can meet again in their City guaranteeing health and hygiene for all. Also, we will continue focusing on integration of the most vulnerable to make our City more sustainable and inclusive (SDG 11).

Finally, cooperation and the establishment of partnerships with other governments, cities and civil society and private sectors will be a priority to achieve recovery and to define the goals and initiatives that will bring us closer to sustainable development in the new order (SDG 17).



7.

Annex



SDG	TARGET	INDICATOR	BASELINE				SHORT TERM TARGET (2023)	LONG TERM TARGETS (2030)
			LEVEL	VALUE	YEAR	SOURCE		
1: No poverty	1.4 By 2030, ensure that all men and women, in particular the poor and the vulnerable, have equal rights to economic resources, as well as access to basic services, ownership and control over land and other forms of property, inheritance, natural resources, appropriate new technology and financial services, including microfinance	1.4.1 Percentage of households with access to basic services	I	97,29%	2010	National Population Census, Dwellings and Housing - National Institute for Statistics and Censuses (INDEC for its acronym in Spanish)	To be defined	To be defined
		1.4.1.1 Percentage of households with a presence of waste collection services in neighborhoods undergoing redevelopment and integration processes.	Complementary	Barrio 31 neighborhood: 100%; Barrio 20 neighborhood: no data available; Rodrigo Bueno neighborhood: no data available; Fraga neighborhood: no data available.	2016	Socio-demographic survey and administrative records (Secretariat of Social and Urban Integration); Census - City Housing Institute (IVC for its acronym in Spanish)	Not applicable	Not applicable
		1.4.1.2 Percentage of households per presence of public transport services in neighborhoods undergoing redevelopment and integration processes.	Complementary	Barrio 31: 13%; Barrio 20: no data available; Rodrigo Bueno: no data available; Fraga: no data available.	2016	Socio-demographic survey and administrative records (Secretariat of Social and Urban Integration); Census - City Housing Institute	Not applicable	Not applicable
		1.4.1.3 Percentage of households per presence of pavement, in neighborhoods undergoing redevelopment and integration processes.	Complementary	Barrio 31: 45%; Barrio 20: no data available; Rodrigo Bueno: no data available; Fraga: no data available.	2016	Socio-demographic survey and administrative records (Secretariat of Social and Urban Integration); Census - City Housing Institute	Not applicable	Not applicable
		1.4.1.4 Percentage of households with public lighting in neighborhoods undergoing redevelopment and integration processes.	Complementary	Barrio 31: 100%; Barrio 20: no data available; Rodrigo Bueno: no data available; Fraga: no data available.	2016	Socio-demographic survey and administrative records (Secretariat of Social and Urban Integration); Census - City Housing Institute	Not applicable	Not applicable
		1.4.2 Percentage of households with regular tenure	I	87,30%	2017	Annual Household Survey - General Directorate of Statistics and Censuses of the City (DGEyC for its acronym in Spanish)	To be defined	To be defined
	1.4.2.1 Percentage of households with regular tenure of the dwelling according to the sex of the head of household	Complementary	90.3% for male-headed households and 87.7% for female-headed households		Annual Household Survey - General Directorate of Statistics and Censuses of the City (DGEyC for its acronym in Spanish)	Not applicable	Not applicable	
1.4.2.2 Number of houses registered through the Credit Program of the Buenos Aires City Housing Institute	Complementary	1700	2017	City Housing Institute	Not applicable	Not applicable		
2: Zero hunger	2.1 By 2030, end hunger and ensure access by all people, in particular the poor and people in vulnerable situations, including infants, to safe, nutritious and sufficient food all year round	2.1.1 Number of households in CABA receiving food assistance out of the total number of poor households not covered by the AUH (Family allowance program)	I	36151	2018	Ciudadania Porteña (CP) and Ticket Social (TS) programs records; Permanent Household Survey (Permanent Household Survey (EPH)) (INDEC); National Social Security Administration records (ANSES)	Increase the universe of households benefiting from the CP and ST Programs to 46,000 households.	Support and maintain over time the coverage of the Ciudadania Porteña and Ticket Social Programs, to poor households in CABA that do not receive Universal Child Allowance (AUH for its acronym in Spanish), increasing their coverage to 58,000 households.
		2.1.1.1 Percentage of public buildings (suitable according to size) with community garden	Complementary	0%	2019	SGORE (APra) records	30%	100%
		2.1.1.2 Percentage of large parks with community gardens	Complementary	0%	2019	SGORE (APra) records	40%	100%
		3: Good health and well-being	3.1 By 2030, reduce the global maternal mortality ratio to less than 70 per 100,000 live births	3.1.1 Maternal mortality ratio per 10,000 live births		13 deaths per 100,000 live births. Not applicable	2016	Vital statistics
	3.1.2 Percentage of births attended by skilled health personnel			99.9%	2016	Vital statistics	99,90%	99,90%
	3.1.3 Proportion of live births born in health facilities.			99,53%	2015	Vital statistics	99,60%	99,60%
	3.2 By 2030, end preventable deaths of newborns and children under 5 years of age, with all countries aiming to reduce neonatal mortality to at least as low as 12 per 1,000 live births and under-5 mortality to at least as low as 25 per 1,000 live births. Live births. Not applicable.	3.2.1 Mortality rate of children under 5 years of age per 1,000 live births		1,5	2016	General Directorate for Statistics and Censuses - (DGEyC)	1,3	1,0
	3.2.2 Neonatal mortality rate per 1,000 live births.			5,4	2016	General Directorate for Statistics and Censuses - (DGEyC)	4,8	4
	3.2.3 Child mortality rate per 1,000 live births			7,2	2016	General Directorate for Statistics and Censuses - (DGEyC)	6,8	6
	3.3 By 2030, end the epidemics of AIDS, tuberculosis, malaria and neglected tropical diseases and combat hepatitis, water-borne diseases and other communicable diseases.	3.3.1 Rate of new HIV infections per 100,000 inhabitants		13,5 per 100,000	2015	National Public Health Surveillance System	12,5	10
	3.3.2 AIDS mortality rate per 100,000 inhabitants.			4,9	2015	General Directorate for Statistics and Censuses - (DGEyC)	3,9	3
	3.3.3 Tuberculosis notification rate per 100,000 inhabitants			40	2016	National Public Health Surveillance System	35	20
	3.3.4 Tuberculosis mortality rate per 100,000 inhabitants.			2,1	2018	National Public Health Surveillance System	1,7	1,2
	3.3.5 Congenital Syphilis notification rate per 1,000 live births.			8,1	2018	National Public Health Surveillance System	5	0,5
	3.4 By 2030, reduce by one third premature mortality from non-communicable diseases through prevention and treatment and promote mental health and well-being.	3.4.1 Mortality rate attributed to cardiovascular disease per 1,000 inhabitants.		2,7	2017	Vital statistics	2,4	2,1
	3.4.2 Mortality rate attributed to cancer disease per 1,000 inhabitants.			1,8	2017	Vital statistics	1,5	1,45
	3.4.3 Proportion of population with elevated blood glucose over the total population.			8,2	2013	National Risk Factor Survey (ENFR, for its acronym in Spanish)	7,6	7
	3.5 Strengthen the prevention and treatment of substance abuse, including narcotic drug abuse and harmful use of alcohol	3.5.1 Prevalence of regular alcohol consumption of risk		7,3 % of the population aged 18 and over	2013	National Risk Factor Survey (ENFR, for its acronym in Spanish)	6,9 % of the population aged 18 and over	6,7 % of the population aged 18 and over
	3.5.2 Prevalence of excessive episodic alcohol consumption			11% of the population aged 18 and over	2013	National Risk Factor Survey (ENFR, for its acronym in Spanish)	10,4% of the population aged 18 and over	9,4% of the population aged 18 and over
	3.6 By 2020, halve the number of global deaths and injuries from road traffic accidents	3.6.1 Number of deaths due to road traffic injuries (within 30 days of the event)		165	2015	Road Safety Observatory, based on data from the Ministry of Justice and Security (MJS), for its acronym in Spanish)	132	83
	3.7 By 2030, ensure universal access to sexual and reproductive health-care services, including for family planning, information and education, and the integration of reproductive health into national strategies and programs - Not applicable	3.7.1. Rate of unplanned pregnancy		60%	2016	Maternity and Childhood Team. General Directorate of Hospitals. Undersecretariat of Hospital Care	50%	45%
		3.7.2 Percentage of contraceptive method use in unplanned pregnancies recorded in Perinatal Information System (SIP) - Maternity Hospitals from the GCBA		75,5% of women who did not plan their pregnancy reported not having used a contraceptive method	2018	Maternity and Childhood Team. General Directorate of Hospitals. Undersecretariat of Hospital Care	60% of women who did not plan their pregnancy reported not having used a contraceptive method	50% of women who did not plan their pregnancy reported not having used a contraceptive method
		3.7.3 Early adolescent fertility rate (10-14 years) per 1,000 women		0,3	2015/2017	Vital statistics	0,3	Less than 0.2
		3.7.5 Late adolescent fertility rate (15-19 years) per 1,000 women		22,7	2015/2018	Vital statistics	22,5	Lower than 20
	3.8 Achieve universal health coverage, including financial risk protection, access to quality essential health-care services	3.8.1 Percentage of the population with exclusive public health coverage treated by the health system		35%	2016	Annual Household Survey (General Directorate for Statistics and Censuses - DGEyC)	50%	100%

SDG	TARGET	INDICATOR	BASELINE				SHORT TERM TARGET (2023)	LONG TERM TARGETS (2030)
			LEVEL	VALUE	YEAR	SOURCE		
	and access to safe, effective, quality and affordable essential medicines and vaccines for all	3.8.2 Percentage of the population with exclusive public health coverage and a core medical team		82%	2018	Comprehensive Health Records (HSI, for its acronym in Spanish), Hospital Management System (SIGEHOS, for its acronym in Spanish)	100%	100%
	3.a Strengthen the implementation of the World Health Organization Framework Convention on Tobacco Control in all countries, as appropriate	3.a.1 Prevalence of tobacco use among persons aged 15 years and older		29,70%	2015	National Risk Factor Survey (ENFR, for its acronym in Spanish)	22%	17%
4: Quality Education	4.1. By 2030, ensure that all girls and boys complete free, equitable and quality primary and secondary education leading to relevant and effective learning outcomes	4.1.1 Effective promotion rate - Primary Level	I	98,6%	2016	Annual Survey 2016-2017, Unit for the Comprehensive Evaluation of Educational Quality and Equality (UEICEE). (Ministry of Education and Innovation)	99,0%	99,5%
		4.1.1.1 Effective promotion rate - Primary Level. Boys.	Complementary	98,7%	2016	Annual Survey 2016-2017, Unit for the Comprehensive Evaluation of Educational Quality and Equality (UEICEE). (Ministry of Education and Innovation)	Not applicable	Not applicable
		4.1.1.2 Effective promotion rate - Primary Level. Girls.	Complementary	98,5%	2016	Annual Survey 2016-2017, Unit for the Comprehensive Evaluation of Educational Quality and Equality (UEICEE). (Ministry of Education and Innovation)	Not applicable	Not applicable
		4.1.2 Effective promotion rate - Secondary Level - Total.	I	82,5%	2016	Annual Survey 2016-2017, Unit for the Comprehensive Evaluation of Educational Quality and Equality (UEICEE). (Ministry of Education and Innovation)	84,2%	87,3%
		4.1.2.1 Effective promotion rate - Secondary Level - Total. Boys.	Complementary	79,4%	2016	Annual Survey 2016-2017, Unit for the Comprehensive Evaluation of Educational Quality and Equality (UEICEE). (Ministry of Education and Innovation)	Not applicable	Not applicable
		4.1.2.2 Effective promotion rate - Secondary Level - Total. Girls.	Complementary	85,6%	2016	Annual Survey 2016-2017, Unit for the Comprehensive Evaluation of Educational Quality and Equality (UEICEE). (Ministry of Education and Innovation)	Not applicable	Not applicable
		4.1.3 Effective promotion rate - Secondary Level - 1st cycle.	I	82,6%	2016	Annual Survey 2016-2017, Unit for the Comprehensive Evaluation of Educational Quality and Equality (UEICEE). (Ministry of Education and Innovation)	No data available	No data available
		4.1.3.1 Effective promotion rate - Secondary Level - 1st cycle. Boys.	Complementary	78,9%	2016	Annual Survey 2016-2017, Unit for the Comprehensive Evaluation of Educational Quality and Equality (UEICEE). (Ministry of Education and Innovation)	Not applicable	Not applicable
		4.1.3.2 Effective promotion rate - Secondary Level - 1st cycle. Girls.	Complementary	86,6%	2016	Annual Survey 2016-2017, Unit for the Comprehensive Evaluation of Educational Quality and Equality (UEICEE). (Ministry of Education and Innovation)	Not applicable	Not applicable
		4.1.4 Effective promotion rate - Secondary Level - 2nd cycle.	I	82,4%	2016	Annual Survey 2016-2017, Unit for the Comprehensive Evaluation of Educational Quality and Equality (UEICEE). (Ministry of Education and Innovation)	No data available	No data available
		4.1.4.1 Effective promotion rate - Secondary Level - 2nd cycle. Boys.	Complementary	79,9%	2016	Annual Survey 2016-2017, Unit for the Comprehensive Evaluation of Educational Quality and Equality (UEICEE). (Ministry of Education and Innovation)	Not applicable	Not applicable
		4.1.4.2 Effective promotion rate - Secondary Level - 2nd cycle. Girls.	Complementary	84,8%	2016	Annual Survey 2016-2017, Unit for the Comprehensive Evaluation of Educational Quality and Equality (UEICEE). (Ministry of Education and Innovation)	Not applicable	Not applicable
		4.1.5. Repetition rate - Primary Level.	I	1,0%	2016	Annual Survey 2016-2017, Unit for the Comprehensive Evaluation of Educational Quality and Equality (UEICEE). (Ministry of Education and Innovation)	0,7%	0,3%
		4.1.5.1 Repetition rate - Primary Level. Boys.	Complementary	1,0%	2016	Annual Survey 2016-2017, Unit for the Comprehensive Evaluation of Educational Quality and Equality (UEICEE). (Ministry of Education and Innovation)	Not applicable	Not applicable
		4.1.5.2 Repetition rate - Primary Level. Girls.	Complementary	1,0%	2016	Annual Survey 2016-2017, Unit for the Comprehensive Evaluation of Educational Quality and Equality (UEICEE). (Ministry of Education and Innovation)	Not applicable	Not applicable
		4.1.6. Repetition rate - Secondary Level. Total.	I	9,0%	2016	Annual Survey 2016-2017, Unit for the Comprehensive Evaluation of Educational Quality and Equality (UEICEE). (Ministry of Education and Innovation)	7,6%	5,4%
		4.1.6.1 Repetition rate - Secondary Level - Total. Boys.	Complementary	10,6%	2016	Annual Survey 2016-2017, Unit for the Comprehensive Evaluation of Educational Quality and Equality (UEICEE). (Ministry of Education and Innovation)	Not applicable	Not applicable
		4.1.6.2 Repetition rate - Secondary Level - Total. Girls.	Complementary	7,4%	2016	Annual Survey 2016-2017, Unit for the Comprehensive Evaluation of Educational Quality and Equality (UEICEE). (Ministry of Education and Innovation)	Not applicable	Not applicable
		4.1.7. Repetition rate - Secondary Level - 1st cycle.	I	11,6%	2016	Annual Survey 2016-2017, Unit for the Comprehensive Evaluation of Educational Quality and Equality (UEICEE). (Ministry of Education and Innovation)	No data available	No data available
		4.1.7.1 Repetition rate - Secondary Level - 1st cycle. Boys.	Complementary	13,6%	2016	Annual Survey 2016-2017, Unit for the Comprehensive Evaluation of Educational Quality and Equality (UEICEE). (Ministry of Education and Innovation)	Not applicable	Not applicable
		4.1.7.2 Repetition rate - Secondary Level - 1st cycle. Girls.	Complementary	9,5%	2016	Annual Survey 2016-2017, Unit for the Comprehensive Evaluation of Educational Quality and Equality (UEICEE). (Ministry of Education and Innovation)	Not applicable	Not applicable
		4.1.8. Repetition rate - Secondary Level - 2nd cycle.	I	6,8%	2016	Annual Survey 2016-2017, Unit for the Comprehensive Evaluation of Educational Quality and Equality (UEICEE). (Ministry of Education and Innovation)	No data available	No data available
		4.1.8.1 Repetition rate - Secondary Level - 2nd cycle. Boys.	Complementary	7,8%	2016	Annual Survey 2016-2017, Unit for the Comprehensive Evaluation of Educational Quality and Equality (UEICEE). (Ministry of Education and Innovation)	Not applicable	Not applicable
		4.1.8.2 Repetition rate - Secondary Level - 2nd cycle. Girls.	Complementary	5,7%	2016	Annual Survey 2016-2017, Unit for the Comprehensive Evaluation of Educational Quality and Equality (UEICEE). (Ministry of Education and Innovation)	Not applicable	Not applicable
		4.1.9. Interannual dropout rate - Primary Level	I	0,4%	2016	Annual Survey 2016-2017, Unit for the Comprehensive Evaluation of Educational Quality and Equality (UEICEE). (Ministry of Education and Innovation)	0,3%	0,3%

SDG	TARGET	INDICATOR	BASELINE				SHORT TERM TARGET (2023)	LONG TERM TARGETS (2030)
			LEVEL	VALUE	YEAR	SOURCE		
		4.1.9.1 Interannual dropout rate - Primary Level. Boys	Complementary	0,3%	2016	Annual Survey 2016-2017, Unit for the Comprehensive Evaluation of Educational Quality and Equality (UECEE), (Ministry of Education and Innovation)	Not applicable	Not applicable
		4.1.9.2 Interannual dropout rate - Primary Level. Girls	Complementary	0,5%	2016	Annual Survey 2016-2017, Unit for the Comprehensive Evaluation of Educational Quality and Equality (UECEE), (Ministry of Education and Innovation)	Not applicable	Not applicable
		4.1.10. Interannual dropout rate - Secondary Level 1 - Total		8,5%	2016	Annual Survey 2016-2017, Unit for the Comprehensive Evaluation of Educational Quality and Equality (UECEE), (Ministry of Education and Innovation)	8,2%	7,3%
		4.1.10.1 Interannual dropout rate - Secondary Level - Total. Boys	Complementary	10,0%	2016	Annual Survey 2016-2017, Unit for the Comprehensive Evaluation of Educational Quality and Equality (UECEE), (Ministry of Education and Innovation)	Not applicable	Not applicable
		4.1.10.2 Interannual dropout rate - Secondary Level - Total. Girls	Complementary	7,0%	2016	Annual Survey 2016-2017, Unit for the Comprehensive Evaluation of Educational Quality and Equality (UECEE), (Ministry of Education and Innovation)	Not applicable	Not applicable
		4.1.11. Interannual dropout rate - Secondary Level 1 - 1st cycle		5,8%	2016	Annual Survey 2016-2017, Unit for the Comprehensive Evaluation of Educational Quality and Equality (UECEE), (Ministry of Education and Innovation)	No data available	No data available
		4.1.11.1 Interannual dropout rate - Secondary Level - 1st cycle. Boys	Complementary	7,5%	2016	Annual Survey 2016-2017, Unit for the Comprehensive Evaluation of Educational Quality and Equality (UECEE), (Ministry of Education and Innovation)	Not applicable	Not applicable
		4.1.11.2 Interannual dropout rate - Secondary Level - 1st cycle. Girls	Complementary	3,9%	2016	Annual Survey 2016-2017, Unit for the Comprehensive Evaluation of Educational Quality and Equality (UECEE), (Ministry of Education and Innovation)	Not applicable	Not applicable
		4.1.12. Interannual dropout rate - Secondary Level 1 - 2nd cycle		10,9%	2016	Annual Survey 2016-2017, Unit for the Comprehensive Evaluation of Educational Quality and Equality (UECEE), (Ministry of Education and Innovation)	No data available	No data available
		4.1.12.1 Interannual dropout rate - Secondary Level - 2nd cycle. Boys	Complementary	12,3%	2016	Annual Survey 2016-2017, Unit for the Comprehensive Evaluation of Educational Quality and Equality (UECEE), (Ministry of Education and Innovation)	Not applicable	Not applicable
		4.1.12.2 Interannual dropout rate - Secondary Level - 2nd cycle. Girls	Complementary	9,5%	2016	Annual Survey 2016-2017, Unit for the Comprehensive Evaluation of Educational Quality and Equality (UECEE), (Ministry of Education and Innovation)	Not applicable	Not applicable
		4.1.13. Overage rate - Primary Level	I	7,4%	2016	Annual Survey 2016-2017, Unit for the Comprehensive Evaluation of Educational Quality and Equality (UECEE), (Ministry of Education and Innovation)	4,9%	1,6%
		4.1.14. Overage rate - Secondary Level - Total	I	28,8%	2016	Annual Survey 2016-2017, Unit for the Comprehensive Evaluation of Educational Quality and Equality (UECEE), (Ministry of Education and Innovation)	23,6%	16,6%
		4.1.15. Overage rate - Secondary Level - 1st cycle	Complementary	28,0%	2016	Annual Survey 2016-2017, Unit for the Comprehensive Evaluation of Educational Quality and Equality (UECEE), (Ministry of Education and Innovation)	Not applicable	Not applicable
		4.1.16. Overage rate - Secondary Level - 2nd cycle	Complementary	29,5%	2016	Annual Survey 2016-2017, Unit for the Comprehensive Evaluation of Educational Quality and Equality (UECEE), (Ministry of Education and Innovation)	Not applicable	Not applicable
		4.1.17. On-time graduation rate - Primary Level	I	90,7%	2016	Annual Survey 2016-2017, Unit for the Comprehensive Evaluation of Educational Quality and Equality (UECEE), (Ministry of Education and Innovation)	93,3%	96,2%
		4.1.17.1 On-time graduation rate - Primary Level. Boys	Complementary	91,2%	2016	Annual Survey 2016-2017, Unit for the Comprehensive Evaluation of Educational Quality and Equality (UECEE), (Ministry of Education and Innovation)	Not applicable	Not applicable
		4.1.17.2 On-time graduation rate - Primary Level. Girls	Complementary	90,2%	2016	Annual Survey 2016-2017, Unit for the Comprehensive Evaluation of Educational Quality and Equality (UECEE), (Ministry of Education and Innovation)	Not applicable	Not applicable
		4.1.18. On-time graduation rate - Secondary Level	I	37,4%	2016	Annual Survey 2016-2017, Unit for the Comprehensive Evaluation of Educational Quality and Equality (UECEE), (Ministry of Education and Innovation)	42,0%	51,1%
		4.1.18.1 On-time graduation rate - Secondary Level. Boys	Complementary	31,0%	2016	Annual Survey 2016-2017, Unit for the Comprehensive Evaluation of Educational Quality and Equality (UECEE), (Ministry of Education and Innovation)	Not applicable	Not applicable
		4.1.18.2 On-time graduation rate - Secondary Level. Girls	Complementary	44,9%	2016	Annual Survey 2016-2017, Unit for the Comprehensive Evaluation of Educational Quality and Equality (UECEE), (Ministry of Education and Innovation)	Not applicable	Not applicable
		4.1.19. Graduation rate - Primary Level	I	97,2%	2016	Annual Survey 2016-2017, Unit for the Comprehensive Evaluation of Educational Quality and Equality (UECEE), (Ministry of Education and Innovation)	98,2%	98,0%
		4.1.19.1 Graduation rate - Primary Level. Boys	Complementary	97,7%	2016	Annual Survey 2016-2017, Unit for the Comprehensive Evaluation of Educational Quality and Equality (UECEE), (Ministry of Education and Innovation)	Not applicable	Not applicable
		4.1.19.2 Graduation rate - Primary Level. Girls	Complementary	96,8%	2016	Annual Survey 2016-2017, Unit for the Comprehensive Evaluation of Educational Quality and Equality (UECEE), (Ministry of Education and Innovation)	Not applicable	Not applicable
		4.1.20. Graduation rate - Secondary Level	I	58,6%	2016	Annual Survey 2016-2017, Unit for the Comprehensive Evaluation of Educational Quality and Equality (UECEE), (Ministry of Education and Innovation)	61,3%	66,6%
		4.1.20.1 Graduation rate - Secondary Level. Boys	Complementary	52,6%	2016	Annual Survey 2016-2017, Unit for the Comprehensive Evaluation of Educational Quality and Equality (UECEE), (Ministry of Education and Innovation)	Not applicable	Not applicable
		4.1.20.2 Graduation rate - Secondary Level. Girls	Complementary	65,1%	2016	Annual Survey 2016-2017, Unit for the Comprehensive Evaluation of Educational Quality and Equality (UECEE), (Ministry of Education and Innovation)	Not applicable	Not applicable

SDG	TARGET	INDICATOR	BASELINE				SHORT TERM TARGET (2023)	LONG TERM TARGETS (2030)
			LEVEL	VALUE	YEAR	SOURCE		
		4.1.21 Percentage of 6th Grade Primary school students by performance Level in Language - Advanced + Satisfactory level	I	80,4%	2016	Educational Quality Assessment Operation "Aprender 2016". Secretariat of Educational Evaluation (National Ministry of Education). Not applicable	No data available	No data available
		4.1.22. Percentage of 6th Grade Primary school students by performance Level in Math - Advanced + Satisfactory level	I	76,8%	2016	Educational Quality Assessment Operation "Aprender 2016". Secretariat of Educational Evaluation (National Ministry of Education). Not applicable	No data available	No data available
		4.1.23. Percentage of 5th Grade Secondary school students by performance Level in Language - Advanced + Satisfactory level	I	61,7%	2016	Educational Quality Assessment Operation "Aprender 2016". Secretariat of Educational Evaluation (National Ministry of Education). Not applicable	No data available	No data available
		4.1.24. Percentage of 5th Grade Secondary school students by performance Level in Math - Advanced + Satisfactory level	I	52,6%	2016	Educational Quality Assessment Operation "Aprender 2016". Secretariat of Educational Evaluation (National Ministry of Education). Not applicable	No data available	No data available
	4.2. By 2030, ensure that all girls and boys have access to quality early childhood development, care and pre-primary education so that they are ready for primary education	4.2.1 Participation rate in early childhood education in a given period (1 year) prior to entry into primary education. Not applicable		97,3%	2016	Annual Survey 2016-2017, Unit for the Comprehensive Evaluation of Educational Quality and Equality (UEECE). (Ministry of Education and Innovation)	99,0%	100,0%
	4.3. By 2030, ensure equal access for all women and men to affordable and quality technical, vocational and tertiary education, including university	To be defined	II	To be defined	To be defined	To be defined	To be defined	To be defined
	4.4. By 2030, substantially increase the number of youth and adults who have relevant skills, including technical and vocational skills, for employment, decent jobs and entrepreneurship	4.4.1. Percentage of Youth and Adults who have at least completed secondary education - Youth aged 20-29	I	88,5%	2016	Own elaboration, Comprehensive Evaluation of Educational Quality and Equality (UEECE) - (Ministry of Education of GCABA), based on Permanent Household Survey (Permanent Household Survey (EPH)), 2nd quarter 2016 (National Institute for Statistics and Censuses - INDEC)	88,7%	89,3%
		4.4.2. Percentage of Youth and Adults who have at least completed secondary education - Youth aged 30-39	I	87,6%	2016	Own elaboration, Comprehensive Evaluation of Educational Quality and Equality (UEECE) - (Ministry of Education of GCABA), based on Permanent Household Survey (Permanent Household Survey (EPH)), 2nd quarter 2016 (National Institute for Statistics and Censuses - INDEC)	87,9%	88,4%
		4.4.1.1 Number of participants of the program "Codo a codo" (Hand in Hand)	Complementary	4.184	2017	General Directorate of Teaching and Non-Teaching Staff. Undersecretariat for the teaching career and technical-vocational training (SSCDFTP, for its acronym in Spanish)		
		4.4.1.2 Number of participants of the program "Codo a codo" (Hand in Hand). % Male participants	Complementary	65,2%	2017	General Directorate of Teaching and Non-Teaching Staff. Undersecretariat for the teaching career and technical-vocational training (SSCDFTP, for its acronym in Spanish)		
		4.4.1.3 Number of participants of the program "Codo a codo" (Hand in Hand). % Female participants	Complementary	34,8%	2017	General Directorate of Teaching and Non-Teaching Staff. Undersecretariat for the teaching career and technical-vocational training (SSCDFTP, for its acronym in Spanish)		
		4.4.1.4 Number of participants of the "Aprende Programando" program (Learn by Programming)	Complementary	2542	2017	General Directorate of Digital Education. Undersecretariat of Smart City and Educational Technology (SSCITE, for its acronym in Spanish)		
		4.4.1.5 Number of participants of the "Aprende Programando" program (Learn by Programming) % Male participants	Complementary	62,6%	2017	General Directorate of Digital Education. Undersecretariat of Smart City and Educational Technology (SSCITE, for its acronym in Spanish)		
		4.4.1.6 Number of participants of the "Aprende Programando" program (Learn by Programming) % Female participants	Complementary	37,4%	2017	General Directorate of Digital Education. Undersecretariat of Smart City and Educational Technology (SSCITE, for its acronym in Spanish)		
	4.5. By 2030, eliminate gender disparities in education and ensure equal access to all levels of education and vocational training for the vulnerable, including persons with disabilities, indigenous peoples and children in vulnerable situations	To be defined	III	To be defined	To be defined	To be defined	To be defined	To be defined
	4.6 By 2030, ensure that all youth and a substantial proportion of adults, both men and women, achieve literacy and numeracy	4.6.1 Percentage of population aged 15 and over who can read and write		100,0%	2016	Own elaboration, Comprehensive Evaluation of Educational Quality and Equality (UEECE) - (Ministry of Education of GCABA), based on Permanent Household Survey (Permanent Household Survey (EPH)), 2nd quarter 2016 (National Institute for Statistics and Censuses - INDEC)	No data available	No data available
		4.6.3 Net enrolment rate of the population aged 6-12 (primary level)		97,9%	2016	Annual Household Survey (General Directorate for Statistics and Censuses - DGEYC)	98,5%	98,9%
		4.6.4 Net enrolment rate of the population aged 13-17 (secondary level)		88,3%	2016	Annual Household Survey (General Directorate for Statistics and Censuses - DGEYC)	90,1%	93,1%
	4.7 By 2030, ensure that all learners acquire the knowledge and skills needed to promote sustainable development, including, among others, through education for sustainable development and sustainable lifestyles, human rights, gender equality, promotion of a culture of peace and non-violence, global citizenship and appreciation of cultural diversity and of culture's contribution to sustainable development	4.7.1 Number of recognized green schools	I	56	2019	Special Projects Unit, Education for Sustainability	250	400
		4.7.2 Number of teachers trained in Education for Sustainable Development (EDS, for its acronym in Spanish)	I	10.500	2019	Special Projects Unit, Education for Sustainability	20.000	32.000
		4.7.3 Number of students trained in Education for Sustainable Development (EDS, for its acronym in Spanish)	I	58.600	2019	Special Projects Unit, Education for Sustainability	157.700	293.000
		4.7.4 Number of schools participating in the Global Citizenship Program (GC)	I	0	2019	Special Projects Unit, Education for Sustainability	350	700
		4.7.5 Number of teachers trained in GC	I	0	2019	Special Projects Unit, Education for Sustainability	450	875
		4.7.6 Number of students trained in GC	I	0	2019	Special Projects Unit, Education for Sustainability	10.500	21.000
		4.7.7 Number of Schools with RE installations	I	0	2019	Special Projects Unit, Education for Sustainability	10	20
		4.7.8 Number of Schools with green roofs	I	4	2019	Special Projects Unit, Education for Sustainability	10	20
		4.7.9 Number of schools with LED technology - Not applicable	I	0	2019	Special Projects Unit, Education for Sustainability	100	780
	4.a. Build and upgrade education facilities that are child, disability and gender sensitive and provide safe, non-violent, inclusive and effective learning environments for all	To be defined	III	To be defined	To be defined	To be defined	To be defined	To be defined
5: Gender equality	5.2 Eliminate all forms of violence against all women and girls in the public and private spheres, including trafficking and sexual and other types of exploitation	5.2.1 Rate of femicides	I	0,55	2017	Gender Indicators System of Buenos Aires (SIGBA, for its acronym in Spanish), General Directorate for Statistics and Censuses - (DGEYC, for its acronym in Spanish)	Annual reduction of femicides with respect to the baseline	Annual reduction of femicides with respect to the baseline
		5.2.1.1 Women victims of family violence assisted in Comprehensive Care Centers for Women (CIMS, for its acronym in Spanish)	Complementary	2231	2017	Gender Indicators System of Buenos Aires (SIGBA, for its acronym in Spanish), General Directorate for Statistics and Censuses - (DGEYC, for its acronym in Spanish)	Not applicable	Not applicable

SDG	TARGET	INDICATOR	BASELINE				SHORT TERM TARGET (2023)	LONG TERM TARGETS (2030)	
			LEVEL	VALUE	YEAR	SOURCE			
5.4	Recognize and value unpaid care and domestic work through the provision of public services, infrastructure and social protection policies and the promotion of shared responsibility within the household and the family as nationally appropriate	5.4.1 Time gap of unpaid domestic work between men and women per day		02:08	2016	Gender Indicators System of Buenos Aires (SIGBA, for its acronym in Spanish), General Directorate for Statistics and Censuses - (DGEYC, for its acronym in Spanish)	Reduce the time gap of unpaid domestic work by 10% of the baseline*	Reduce the time gap of unpaid domestic work by 20% of the baseline*	
		5.5 Ensure women's full and effective participation and equal opportunities for leadership at all levels of decision-making in political, economic and public life	5.5.1 Percentage of female legislators in the city of Buenos Aires		35%	2019	Gender Indicators System of Buenos Aires (SIGBA, for its acronym in Spanish), General Directorate for Statistics and Censuses - (DGEYC, for its acronym in Spanish)	50%	Maintain parity in seats occupied by women and men
		5.5.1.1 Percentage of Legislature Commissions chaired by women	Complementary	41,7%	2019	Gender Indicators System of Buenos Aires (SIGBA, for its acronym in Spanish), General Directorate for Statistics and Censuses - (DGEYC, for its acronym in Spanish)	Not applicable	Not applicable	
		5.5.3 Percentage of women in formal private employment in managerial positions		3,8%	2017	Gender Indicators System of Buenos Aires (SIGBA, for its acronym in Spanish), General Directorate for Statistics and Censuses - (DGEYC, for its acronym in Spanish)	Increase the percentage of women in formal private employment in managerial positions	Maintain the percentage of women in formal private employment in managerial positions	
		5.5.3.1 Percentage of women in senior and managerial positions in the City Police	Complementary	11,7%	2017	Gender Indicators System of Buenos Aires (SIGBA, for its acronym in Spanish), General Directorate for Statistics and Censuses - (DGEYC, for its acronym in Spanish)	Not applicable	Not applicable	
		8.5.4 Gender gap in labor income	I	-21,80%	2017	Gender Indicators System of Buenos Aires (SIGBA, for its acronym in Spanish), General Directorate for Statistics and Censuses - (DGEYC, for its acronym in Spanish)	-21%	-19%	
		5.5.3.2 Percentage of General Directorates and senior positions in the GCBA occupied by women	Complementary	34,9%	2018	Gender Indicators System of Buenos Aires (SIGBA, for its acronym in Spanish), General Directorate for Statistics and Censuses - (DGEYC, for its acronym in Spanish)	Not applicable	Not applicable	
		5.6 Ensure universal access to sexual and reproductive health and reproductive rights as agreed in accordance with the Program of Action of the International Conference on Population and Development and the Beijing Platform for Action and the outcome documents their review conferences	3.7.1. Rate of unplanned pregnancy		60%	2016	Maternity and Childhood Team. General Directorate of Hospitals. Undersecretariat of Hospital Care.	50%	45%
		3.7.2 Percentage of contraceptive method use in unplanned pregnancies recorded in Perinatal Information System (SIP) - Maternity Hospitals from the GCBA		75.5% of women who did not plan their pregnancy report not having used contraception	2018	Maternity and Childhood Team. General Directorate of Hospitals. Undersecretariat of Hospital Care	60% of women who did not plan their pregnancy report not having used contraception	50% of women who did not plan their pregnancy report not having used contraception	
		3.7.3. Early adolescent fertility rate (10-14 years) per 1,000 women		0,3	2015/2017	Vital statistics	0,3	Less than 0.2	
3.7.5. Late adolescent fertility rate (15-19 years) per 1,000 women		22,7	2015/2018	Vital statistics	22,5	Lower than 20			
5.c	Adopt and strengthen sound policies and enforceable legislation for the promotion of gender equality and the empowerment of all women and girls at all levels	5.c.1 Proportion of the budget allocated to tracking gender equality and women's empowerment		To be defined	To be defined	To be defined	To be defined		
6: Clean water and sanitation	6.1 By 2030, achieve universal and equitable access to safe and affordable drinking water for all.	6.1.1 Percentage of population with public tap water in the dwelling		97,5%	2010	National Population Census, Dwellings and Housing - National Institute for Statistics and Censuses (INDEC for its acronym in Spanish)	To be defined	To be defined	
		6.1.1.1 Percentage of the population in private dwellings with access to public tap water, in neighborhoods undergoing redevelopment and integration processes	Complementary	Barrio 31 neighborhood: 91.3%; Barrio 20 neighborhood: 95.5% public tap water; Rodrigo Bueno neighborhood: 88.4% public tap water; Fraga neighborhood: 89.9% public tap water	2016	Socio-demographic survey and administrative records (Secretariat of Social and Urban Integration); Census - City Housing Institute	Not applicable	Not applicable	
	6.2 By 2030, achieve access to adequate and equitable sanitation and hygiene for all and end open defecation, paying special attention to the needs of women and girls and those in vulnerable situations.	6.2.1 Percentage of population with a flush toilet (flush button, chain, etc.) to public sewerage system	I	96,2%	2010	National Population Census, Dwellings and Housing - National Institute for Statistics and Censuses (INDEC for its acronym in Spanish)	To be defined	To be defined	
		6.2.1.1 Percentage of population in private dwellings with availability of sewerage system, in neighborhoods undergoing redevelopment and integration processes	Complementary	Barrio 31 neighborhood: 89% (sewage and storm drains network (44.4%); sewage network only (44.6%); septic tank and soak pit (0.7%); soak pit only (2.9%); hole, excavation in the ground. (0.1%))	2016	Socio-demographic survey and administrative records (Secretariat of Social and Urban Integration); Census - City Housing Institute	Not applicable	Not applicable	
7: Affordable and clean energy	7.1 By 2030, ensure universal access to affordable, reliable and modern energy services	7.1.1 Percentage of households with grid electricity		99,5%	2010	National Population Census, Dwellings and Housing - National Institute for Statistics and Censuses (INDEC for its acronym in Spanish)	To be defined	To be defined	
		7.1.1.1 Percentage of population with access to electricity, in neighborhoods undergoing redevelopment and integration processes.	Complementary	Barrio 31 neighborhood : 98.2% (informal access); Barrio 20 neighborhood: 99.6% (86.1% without power meter, 13.6% with power meter, 0.4% no connection); Rodrigo Bueno neighborhood: 99.2% (99.2% without power meter, 0% with power meter, 0.8% no connection); Fraga neighborhood: 99.8% (90.4% without power meter, 9.3% with power meter, 0.2% no connection)	2016	Socio-demographic survey and administrative records (Secretariat of Social and Urban Integration); Census - City Housing Institute	Not applicable	Not applicable	
		7.1.1.4 Percentage of population with access to clean cooking fuels in neighborhoods undergoing redevelopment and integration processes.	Complementary	Barrio 31 neighborhood: 97.4%; Barrio 20 neighborhood: 0.9% without gas, 2.6% without meter, 91.3% gas cylinder, 5.4% with meter; Rodrigo Bueno neighborhood: 1.9% without gas, 2.1% without meter, 96.9% gas cylinder, 0% with meter; Fraga neighborhood : 93% without gas, 4.1% without meter, 1.7% gas cylinder, 1.1% with meter.	2016	Socio-demographic survey and administrative records (Secretariat of Social and Urban Integration); Census - City Housing Institute	Not applicable	Not applicable	
	7.3 By 2030, double the global rate of improvement in energy efficiency	7.3.1 Energy intensity measured in terms of total internal energy supply		0.04 MWh per year/\$ -thousand of pesos	2015	Environmental quality index (ICA for its acronym in Spanish)	0.03 per year/\$ -thousand of pesos	0.02 per year/\$ -thousand of pesos	
		7.3.2 Energy intensity measured in terms of primary energy		158GB/year	2013	Calculation from the General Directorate of Public Lighting (DGALUM) based on Inventory and installed power	Energy consumption: 74GB/year (2020)	Maintain goal 2020	
8: Decent work and economic growth	8.2 Achieve higher levels of economic productivity through diversification, technological upgrading and innovation, including through a focus on high-value added and labor-intensive sectors	8.2.1 Annual growth rate of GDP per capita	I	\$ 636.089	2017	General Directorate for Statistics and Censuses - (DGEYC)	To be defined	To be defined	

SDG	TARGET	INDICATOR	BASELINE				SHORT TERM TARGET (2023)	LONG TERM TARGETS (2030)
			LEVEL	VALUE	YEAR	SOURCE		
	8.3 Promote development-oriented policies that support productive activities, decent job creation, entrepreneurship, creativity and innovation, and encourage the formalization and growth of micro-, small- and medium-sized enterprises, including through access to financial services	8.3.1 Interannual variation in the creation of companies based on the total number of registered companies	I	343	2016	Income tax register	To be defined	To be defined
	8.5 By 2030, achieve full and productive employment and decent work for all women and men, including for young people and persons with disabilities, and equal pay for work of equal value	8.5.1 Employment rate of the working age population		50,0%	2017	General Directorate for Statistics and Censuses (Ministry of Economy and Finance - GCBA). Quarterly Employment and Income Survey (ETOI for its acronym in Spanish).	50,30%	52,20%
		8.5.2 Registered employment rate	I	81,60%	2015	General Directorate for Statistics and Censuses (Ministry of Economy and Finance - GCBA). Quarterly Employment and Income Survey (ETOI for its acronym in Spanish).	83%	85%
		8.5.3 Real salary	I	100	2018	Ministry of Production and Labor and General Directorate for Statistics and Censuses (Ministry of Economy and Finance GCBA)	110	120
		8.5.4 Gender gap in labor income	I	-21,80%	2017	Gender Indicators System of Buenos Aires (SIGBA, for its acronym in Spanish), General Directorate for Statistics and Censuses - (DGEyC, for its acronym in Spanish)	-21%	-19%
	8.6 By 2020, substantially reduce the proportion of youth not in employment, education or training	8.6.1 Percentage of young people (aged 18-29 years) that do not study, work or who are not looking for a job		11,9%	2018	General Directorate for Statistics and Censuses (Ministry of Economy and Finance - GCBA). Quarterly Employment and Income Survey (ETOI for its acronym in Spanish).	9,50%	7,50%
		8.6.2 T Unemployment rate of young people aged 18-29 and over	I	26,40%	2018	General Directorate for Statistics and Censuses (Ministry of Economy and Finance - GCBA). Quarterly Employment and Income Survey (ETOI for its acronym in Spanish).	20%	16%
	8.9 By 2030, devise and implement policies to promote sustainable tourism that creates jobs and promotes local culture and products	8.9.1 Employment registered in the characteristic branches of tourism (RCT for its acronym in Spanish.)	I	152,1 thousand	2017	Buenos Aires Tourism Board (ENTUR, for its acronym in Spanish) based on the Argentine Social Security System (SIPA, for its acronym in Spanish)	156,9 thousand	167,4 thousand
		8.9.2 International tourism expenditure through Ezeiza and Aeroparque airports and the Port of Buenos Aires	I	US\$ 1868 million	2017	International Tourism Survey (ETI for its acronym in Spanish), National Institute for Statistics and Censuses (INDEC) - Tourism Secretariat (SECTUR)	US\$ 2200 million	US\$ 2801 million
		8.9.3 Total international tourists in the City of Buenos Aires	I	2,56 million	2017	Buenos Aires Tourism Board (ENTUR) based on the International Tourism Survey (ETI) and National Directorate of Migration.	3,05 million	3,76 million
9: Industry, Innovation and Infrastructure	9.1 Develop quality, reliable, sustainable and resilient infrastructure, including regional and transborder infrastructure, to support economic development and human well-being, with a focus on affordable and equitable access for all.	9.1.1 Number of kilometers of the Metrobus network	I	0 KM	2010	Secretariat for Transport	90,2KM	115,2KM
		9.1.3.1 Number of passengers that travel by subway, on average per working day, per line	Complementary	Line A: 249,641 Line B: 351,037 Line C: 195,407 Line D: 333,281 Line E: 87,407 Line H: 133,749	2019	SBASE (Buenos Aires Subways)	Not applicable	Not applicable
		9.1.3.2 Number of passengers that travel by subway, on average per working day, total lines	Complementary	1350520	2019	SBASE (Buenos Aires Subways)	Not applicable	Not applicable
		9.1.2 Number of kilometers of bicycle paths	I	0 KM	2007	Secretariat for Transport	300KM	350KM
		9.1.3 Percentage of trips on public transport per day	Complementary	86,50%	2018	Biannual public transport user satisfaction survey, Secretariat for Transport	Not applicable	Not applicable
	9.2 Promote inclusive and sustainable industrialization and, by 2030, significantly raise industry's share of employment and gross domestic product, in line with national circumstances, and double its share in least developed countries	9.2.1 GDP per employed population	I	\$ 740,567	2017	Own elaboration, General Directorate for Statistics and Censuses - (DGEyC), based on Permanent Household Survey (EPH), 4 th quarter 2017 (INDEC).	To be defined	To be defined
		9.2.2. Unregistered employment rate	I	17,7	2015	Annual Household Survey (General Directorate for Statistics and Censuses - DGEyC)	To be defined	To be defined
		9.2.3. Underemployment rate	I	9,3	2015	Annual Household Survey (General Directorate for Statistics and Censuses - DGEyC)	To be defined	To be defined
		9.2.4. Level of exports in differentiated products.	I	USD 268,3M	2014	General Directorate for Statistics and Censuses - (DGEyC)	To be defined	To be defined
		9.2.5. Variation in export volume of services in real terms	II	To be defined	To be defined	To be defined	To be defined	To be defined
		9.2.6. Number of companies involved in exports	II	To be defined	To be defined	To be defined	To be defined	To be defined
		9.2.7. Interannual variation in the creation of companies based on the total number of registered companies	I	343	2016	Income tax register	To be defined	To be defined
	9.3 Increase the access of small-scale industrial and other enterprises, in particular in developing countries, to financial services, including affordable credit, and their integration into value chains and markets	9.3.1 Participation of SMEs in total number bank of loans granted		To be defined	To be defined	Central Bank of Argentina (BCRA)	To be defined	To be defined
		9.3.2. Cost of debt of SMEs based on loans received	II	To be defined	To be defined	Central Bank of Argentina (BCRA)	To be defined	To be defined
		9.3.3. Participation of SMEs in total sectoral exports	II	To be defined	To be defined	To be defined	To be defined	To be defined
	9.5 Enhance scientific research, upgrade the technological capabilities of industrial sectors in all countries, in particular developing countries, including, by 2030, encouraging innovation and substantially increasing the number of research and development workers per 1 million people and public and private research and development spending	9.5.1 Level of investment in research and development activities in relation to GDP		0,68%	2015	General Directorate for Statistics and Censuses - (DGEyC)	To be defined	To be defined
10: Reduced inequalities	10.2 By 2030, empower and promote the social, economic and political inclusion of all, irrespective of age, sex, disability, race, ethnicity, origin, religion or economic or other status	10.2.1 Number of initiatives that promote inclusion and the promotion and protection of human rights	III	300 initiatives	2018	Undersecretariat for Human Rights and Cultural Pluralism	350	400
		10.2.1.1 Population directly impacted by public initiatives of social inclusion, accompaniment and protection of human rights.	Complementary	15500	2018	Undersecretariat for Human Rights and Cultural Pluralism.	Not applicable	Not applicable
	10.3 Ensure equal opportunity and reduce inequalities of outcome, including by eliminating discriminatory laws, policies and practices and promoting appropriate legislation, policies and action in this regard	10.3.1 Number of integration actions that promote non-discrimination	III	80 Actions	2018	Undersecretariat for Human Rights and Cultural Pluralism.	90	100
		10.3.1.1 Population participating in integration actions that promote non-discrimination, cultural pluralism, sexual diversity and the promotion of Human Rights	Complementary	900000	2018	Undersecretariat for Human Rights and Cultural Pluralism.	Not applicable	Not applicable
11: Sustainable cities and communities	11.1 By 2030, ensure access for all to adequate, safe and affordable housing and basic services and upgrade slums	11.1.1 Percentage of population living in deficient quality housing with irregular tenure	I	1,10%	2010		To be defined	To be defined
		11.3.1 Population density of the city (inhabitant/km2)	III	15,017	2017	General Directorate for Statistics and Censuses - (DGEyC)	To be defined	To be defined
	11.2 By 2030, provide access to safe, affordable, accessible and sustainable transport systems for all, improving road safety, notably by expanding public transport, with special attention to the needs of those in vulnerable situations, women children persons with disabilities and older persons	11.2.1 Percentage of population within 5 blocks of a public transport station or stop	I	0,997	2010	Own elaboration, Secretariat for Transport, based on National Population Census, Dwellings and Housing (INDEC) and existing lines of public transport	Maintain the % of population within 5 blocks of a public transport station or stop	Maintain the % of population within 5 blocks of a public transport station or stop

SDG	TARGET	INDICATOR	BASELINE				SHORT TERM TARGET (2023)	LONG TERM TARGETS (2030)
			LEVEL	VALUE	YEAR	SOURCE		
11: Sustainable Cities and Communities	11.2 Strengthen efforts to protect and safeguard the world's cultural and natural heritage	11.2.1 Average frequency of subways during peak hours on working days, per line	Complementary		2019	SBASE (Buenos Aires Subways)	Not applicable	Not applicable
		11.2.2 Percentage of subway stations with WiFi access	Complementary	100,00%	2019	SBASE (Buenos Aires Subways)	Not applicable	Not applicable
		11.2.3 Percentage of stations with accessibility (lifts and escalators in operation)	Complementary	43,00%	2019	SBASE (Buenos Aires Subways)	Not applicable	Not applicable
		11.2.4 Number of pedestrianized streets		259	2018	Secretariat for Transport	Not applicable	Not applicable
		11.2.5 Percentage of bus lines with security cameras over the total number of bus lines in the city		20%	2018	Secretariat for Transport	Not applicable	Not applicable
	11.4 Strengthen efforts to protect and safeguard the world's cultural and natural heritage	11.4.1 Number of public and private bodies registering their movable cultural property in the computer systems of the Ministry of Culture		10	2015	Unique Registry of Cultural Assets implemented by the Directorate General for Heritage, Museums and the Historical Centre (DGPMyCH for its acronym in Spanish), Ministry of Culture of the City	15	40
		11.4.2 Number of property assets of cultural institutions		38257	2015	Unique Registry of Cultural Property (Museums)	500.000	700.000
		11.4.3 Number of Historic Protection Areas (HPAs for its acronym in Spanish) and Buffer Zones		40	2015	Urban planning Code	60	75
		11.4.4 Number of people trained annually in conservation and rescue of cultural property		111	2018	Database of students trained at the <i>Escuela Taller del Casco Histórico</i>	170	230
		11.4.5 Number of participants in activities to raise awareness and disseminate the tangible and intangible heritage		465000	2018	Annual register of attendees to activities of the Operation Management of Heritage, Museums and Historical Centre, Sessions, etc.	700.000	1.200.000
	11.6 By 2030, reduce the adverse per capita environmental impact of cities, including by paying special attention to air quality and municipal and other waste management	11.6.1 Total tons (on an annual basis) at Ecological Coordination in the Metropolitan Area (CEAMSE, for its acronym in Spanish) landfill	I	1,497,656 tn	2012	Ecological Coordination in the Metropolitan Area (CEAMSE), Undersecretariat for Urban Hygiene (SSHU)	Reduce by 58%	Reduce by 80%
		11.6.2 Annual Arithmetic Mean of PM10 in ug/m3	I	26 (0g/m3 PM10)	2016	Annual Statistics of Atmospheric Monitoring Stations - Operation Management of Environmental Determinations and Laboratory	23 0g/m3 (IT-3 WHO)	20 0g/m3 (WHO Guideline Level)
	11.7 Average share of the built-up area of cities that is open space for public use for all, by sex, age and persons with disabilities	11.7.1 Area of green spaces per inhabitant	I	6,08 (m2/inhabitant)	2016	Statistical Yearbook (General Directorate for Statistics and Censuses - DGEyC), from map provided by the Ministry of Environment and Public Space of Buenos Aires (MAYEP) and the Ministry of Urban Development and Transport (MDUyT)	6,30 (m2/inhabitant)**	To be defined
		11.7.11 Number of hectares of public green space	Complementary	1826,1	2016	Community Management Units (UGC) based on the information provided by the Ministry of Environment and Public Space of Buenos Aires (MAYEP) and the Ministry of Urban Development and Transport (MDUyT)	Not applicable	Not applicable
11.7.2 Green space protection initiatives		I	Sanctioning of the Contaminated Site Management Law (Law No. 6117)	2019	Directorate-general for Environmental Assessment (DGEVA)	Regulation of the Law on Management of Contaminated Sites, resolution and sanction of decree	50 remediated sites	
12: Responsible Consumption and Production		12.5 By 2030, substantially reduce waste generation through prevention, reduction, recycling and reuse	12.5.1 Daily proportion (annual basis) of treated waste over the total generated waste	I	78%	2018	General Directorate of Treatment and New Technologies (DGTNT for its acronym in Spanish) - Undersecretariat for Urban Hygiene (SSHU)	To be defined
		12.5.1.1 Daily tons of recyclables (domestic and assimilated to domestic) treated in Villa Soldati Recycling Center	Complementary	1380 tons	2018	Undersecretariat for Urban Hygiene (SSHU) - Directorate General for Recycling (DGREC) - DGTNT General Directorate of Treatment and New Technologies (DGTNT)	Not applicable	Not applicable
		12.5.1.2 Daily tons (other flows) treated at the City Recycling Center and MBT plant, at the Villa Soldati Recycling Center	Complementary	4340 tons	2018	Undersecretariat for Urban Hygiene (SSHU) General Directorate of Treatment and New Technologies (DGTNT)	Not applicable	Not applicable
		12.5.2.1 Number of tons of WEEE recovery	Complementary	240 tons	2018	Operation Management of Special Waste of Universal Generation (GOREGU) - General Direction of Environmental Policy and Strategy (DGPOLEA) - Environmental protection Agency of Buenos Aires (APRA)	Not applicable	Not applicable
		12.5.2.2 Number of liters of recovered used vegetable oils	Complementary	35,000 liters	2018	Operation Management of Special Waste of Universal Generation (GOREGU) - General Direction of Environmental Policy and Strategy (DGPOLEA) - Environmental protection Agency of Buenos Aires (APRA)	Not applicable	Not applicable
	12.7 Promote public procurement practices that are sustainable, in accordance with national policies and priorities	12.7.1 Number of specifications with sustainability criteria out of the total number of centralized hiring	I	67%	2018	Electronic Transaction Platform "Buenos Aires Compra" (BAC) (Ministry of Economy and Finance)	80%	100%
13: Climate Action	13.1 Strengthen resilience and adaptive capacity to climate-related hazards and natural disasters in all countries	13.1 Land area protected from flooding after rainstorm events with an intensity of up to the equivalent of 11=10 years (km2)	I	2	2018	Special Projects Unit - Hydraulic Plan (Permanent Household Survey (EPH))	No data available	10,81
		13.2 Integrate climate change measures into national policies, strategies and planning	13.2.1 Greenhouse gases emissions (tCO2eq/year)	I	13.100.079 tCO2eq/year	2016	Operation Management Climate Change- Environmental Protection Agency of Buenos Aires (APRA)	11.000.000 tCO2eq/year
	13.3 Improve education, awareness-raising and human and institutional capacity on climate change mitigation, adaptation, impact reduction and early warning	13.3.1 Number of people that attended the <i>PASEP AMBIENTAL DEL SUR</i>	I	3200 people (including children and adults) who attended from August to December 2018	2018 (August to December)	List of attendees, attendance sheets - Ministry of Environment and Public Space of Buenos Aires (MAYEP)	15.000	20.000
		13.3.2 Number of people that participated in guided tours at the Buenos Aires Ecological Reserve (RECS) and Carlos Thays Botanical Garden (IBCT)	I	27282 participated in the guided tours (RECS)	2015 to 2018	Statistical Yearbook (General Directorate for Statistics and Censuses - DGEyC)	Increase the number of guided tours	Increase the number of guided tours
		13.3.3 Number of City agreements that have reported increased institutional, systemic and individual capacity to implement adaptation, mitigation and technology transfer activities and development measures.	I	27	2018	Ministry of Environment and Public Space of Buenos Aires (MAYEP)	Maintain the number of strategic alliances with long-established institutions in pursuit of improved institutional capacity	Maintain the number of strategic alliances with long-established institutions in pursuit of improved institutional capacity
15: Life on land	15.1 By 2030, ensure the conservation, restoration and sustainable use of terrestrial and inland freshwater ecosystems and their services, in particular forests, wetlands, mountains and drylands, in line with obligations under international agreements	15.1.1 Number of protected hectares in the City	I	385 hectares	2016	Photogrammetric measurement of Green Spaces Stage 1 from the Ministry of Urban Development and Transport (MDUyT) - Ministry of Environment and Public Space of Buenos Aires (MAYEP). Report from the Operation Management of the Ecological Reserve (RECS)	411 hectares of protected areas in CABA thanks to the <i>NEW Lago Lugano Natural Park</i> (2017). 826 specimens planted (Buenos Aires Ecological Reserve - RECS). YEAR 2018	Maintain number of protected hectares
		15.2 By 2030, promote the implementation of sustainable management of all types of forests, halt deforestation, restore degraded forests and substantially increase afforestation and reforestation globally	15.2.1 Percentage of the surface area of the Lago Lugano Natural Park Reserve recovered	I	15%	2019	SGORE records, APRA	50%

SDG	TARGET	INDICATOR	BASELINE				SHORT TERM TARGET (2023)	LONG TERM TARGETS (2030)
			LEVEL	VALUE	YEAR	SOURCE		
	15.5 Take urgent and significant action to reduce the degradation of natural habitats, halt the loss of biodiversity and, by 2020, protect and prevent the extinction of threatened species	15.5.1 Number of programs for the conservation of native flora and fauna	I	5	2019	Electronic Document Management System	8	Maintain and improve programs for the conservation of native flora and fauna
16: Peace, justice and strong institutions	16.3 Promote the rule of law at the national and international levels and ensure equal access to justice for all	16.3.1 Number of cases of women who have suffered gender-based violence and received assistance from the Center for Coordination and Control (CUCC, for its acronym in Spanish) and the Undersecretariat of Justice.	I	86	2019	Monitoring Center, Undersecretariat of Justice	200	450
		16.3.2 Percentage of mediations concluded with agreement	I	71%	2018	General Directorate for Registration and Mediation, Undersecretariat of Justice	80%	87%
	16.5 Substantially reduce corruption and bribery in all their forms	16.5.1 Active Transparency Index	I	59%	2017	Ministry of Government	62%***	78%
	16.6 Develop effective, accountable and transparent institutions at all levels	16.6.1. Percentage of persons with unmet legal needs in a given period	III	To be defined	To be defined	Undersecretariat of Justice	To be defined	To be defined
	16.10 Ensure public access to information and protect fundamental freedoms, in accordance with national legislation and international agreements	16.10.1 Existence of a law on access to public information	I	Existence of the Law N° 104	2016	Directorate General for the Monitoring of Control Bodies and Access to Information (DGSOCAI), Ministry of Government	Creation of the Guarantor Organization for the Right of Access to Information ****	Review and update of regulatory and procedural regulations
		16.10.1.1 Number of queries made regarding information access	Complementary	1963	2017	Directorate General for the Monitoring of Control Bodies and Access to Information (DGSOCAI), Ministry of Government Unique System of Citizen Attention (SUAC)	Not applicable	Not applicable
		16.10.1.2. Percentage of requests for access to information answered in due time	Complementary	59%	2017	Directorate General for the Monitoring of Control Bodies and Access to Information (DGSOCAI), Ministry of Government Unique System of Citizen Attention (SUAC)	Not applicable	Not applicable
		16.10.1.3. Percentage of requests for access to information answered in proper form	Complementary	83%	2017	Directorate General for the Monitoring of Control Bodies and Access to Information (DGSOCAI), Ministry of Government Unique System of Citizen Attention (SUAC)	Not applicable	Not applicable
16.10.1.4. Percentage of very satisfied or satisfied users of access to public information		Complementary	73%	2017	Directorate General for the Monitoring of Control Bodies and Access to Information (DGSOCAI), Ministry of Government Unique System of Citizen Attention (SUAC)	Not applicable	Not applicable	
17: Partnerships for the goals	17.9 Enhance international support for implementing effective and targeted capacity-building in developing countries to support national plans to implement all the sustainable development goals, including through North-South, South-South and triangular cooperation	17.9.1. Percentage of initiatives of international cooperation that aim to implement SDGs at the local level	I	100%	2016	Directorate-General for International Relations and Cooperation	Maintain 100%	Maintain 100%
		17.16 Enhance the global partnership for sustainable development, complemented by multi-stakeholder partnerships that mobilize and share knowledge, expertise, technology and financial resources, to support the achievement of the sustainable development goals in all countries, in particular developing countries	17.16.1. Percentage of networks of cities in which the City of Buenos Aires participates with the aim of supporting the achievement of the SDGs	I	100%	2016	Directorate-General for International Relations and Cooperation	Maintain 100%
	17.17 Encourage and promote effective public, public-private and civil society partnerships, building on the experience and resourcing strategies of partnerships	17.17.1 Number of Civil Society Organizations member of the Strategic Planning Council (CoPE for its acronym in Spanish)	I	152	2015	Strategic Planning Council (CoPE), Coordination of the Strategic Planning Council (UCPE)	250	300
		17.17.2 Number of Participatory Strategic Plans and/or updates made by the Strategic Planning Council (CoPE)	I	3	2015	Strategic Planning Council (CoPE), Coordination of the Strategic Planning Council (UCPE)	11	22
		17.17.3 Number of Bills submitted by the Strategic Planning Council (CoPE) to the Legislature	I	13	2015	Strategic Planning Council (CoPE), Coordination of the Strategic Planning Council (UCPE)	35	60
		17.17.4 Number of Recommendations submitted by the Strategic Planning Council (CoPE) to the Executive Branch	I	8	2015	Strategic Planning Council (CoPE), Coordination of the Strategic Planning Council (UCPE)	30	55
17.17.15 Number of round tables on consensus of Government Policies with Civil Society Organizations	I	0	2015	Strategic Planning Council (CoPE), Coordination of the Strategic Planning Council (UCPE)	16	30		

